



US00D401646S

United States Patent [19] Seelye

[11] Patent Number: **Des. 401,646**

[45] Date of Patent: ****Nov. 24, 1998**

[54] **EXERCISE PLATFORM**

3,300,219 1/1967 Sipos 473/218

[76] Inventor: **Randall Scot Seelye**, 5405 Old Greensboro Rd., Chapel Hill, N.C. 27516

Primary Examiner—Philip S. Hyder
Attorney, Agent, or Firm—Jenkins & Wilson, P.A.

[**] Term: **14 Years**

[57] CLAIM

The ornamental design for an exercise platform, as shown and described.

[21] Appl. No.: **72,761**

DESCRIPTION

[22] Filed: **Jun. 24, 1997**

[51] **LOC (6) Cl.** **21-02**

[52] **U.S. Cl.** **D21/671**

[58] **Field of Search** D21/191, 192, D21/193, 234; 473/218; 482/79, 80, 148

FIG. 1 is a top plan view of the ornamental exercise platform of the invention;

FIG. 2 is a front end view of the exercise platform of the invention;

FIG. 3 is a rear end view of the exercise platform of the invention; and,

FIG. 4 is a bottom plan view of the exercise platform of the invention.

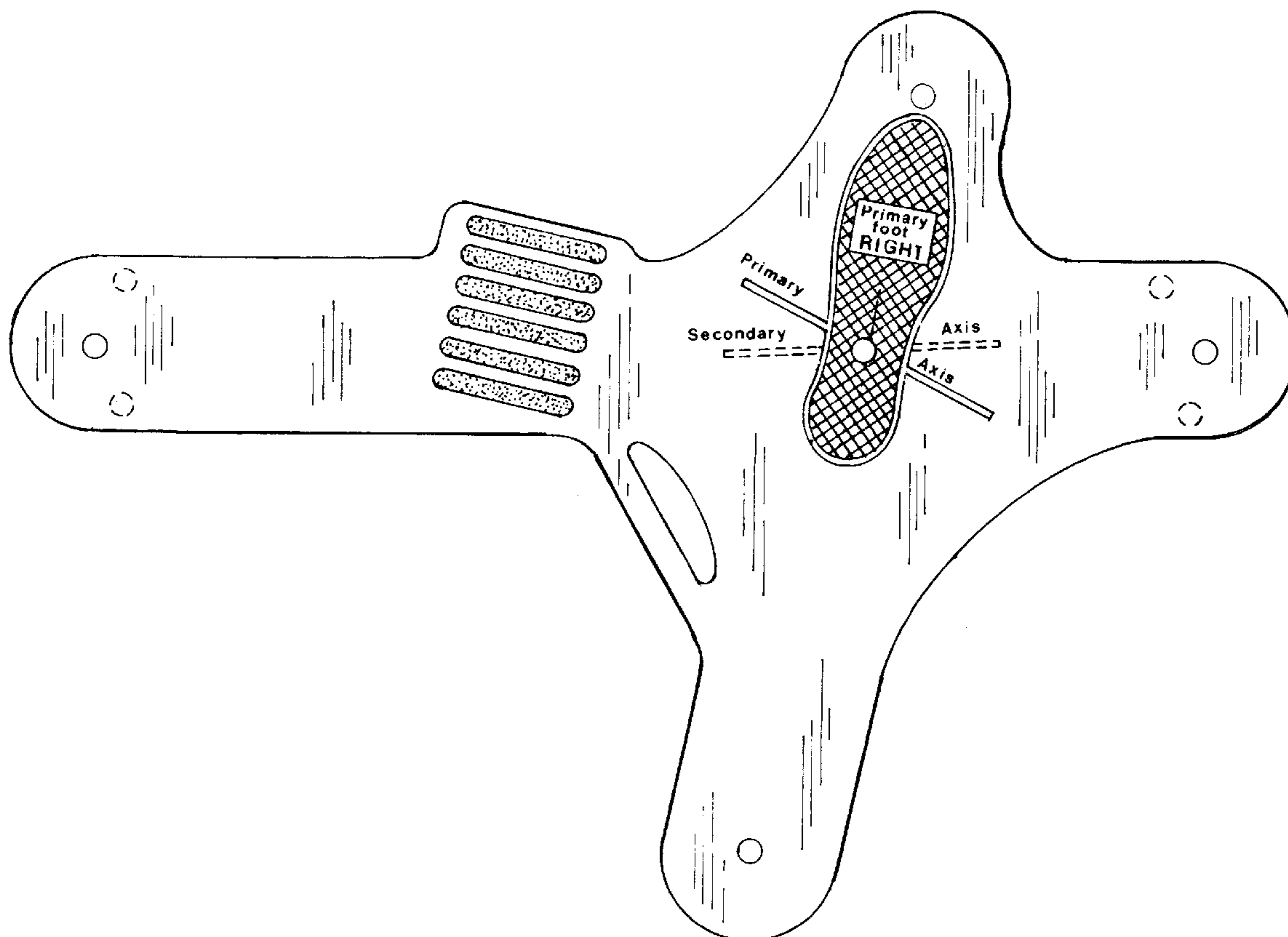
The broken line portions of the drawing disclosure are for illustrative purposes only and form no part of the claimed design.

[56] References Cited

U.S. PATENT DOCUMENTS

D. 241,863	10/1976	Friedl	D21/193
D. 252,048	6/1979	Richards	D21/234
D. 255,372	6/1980	Tidmore	D21/193
D. 278,924	5/1985	Seel et al.	D21/193
D. 335,696	5/1993	Byers et al.	D21/234

1 Claim, 3 Drawing Sheets



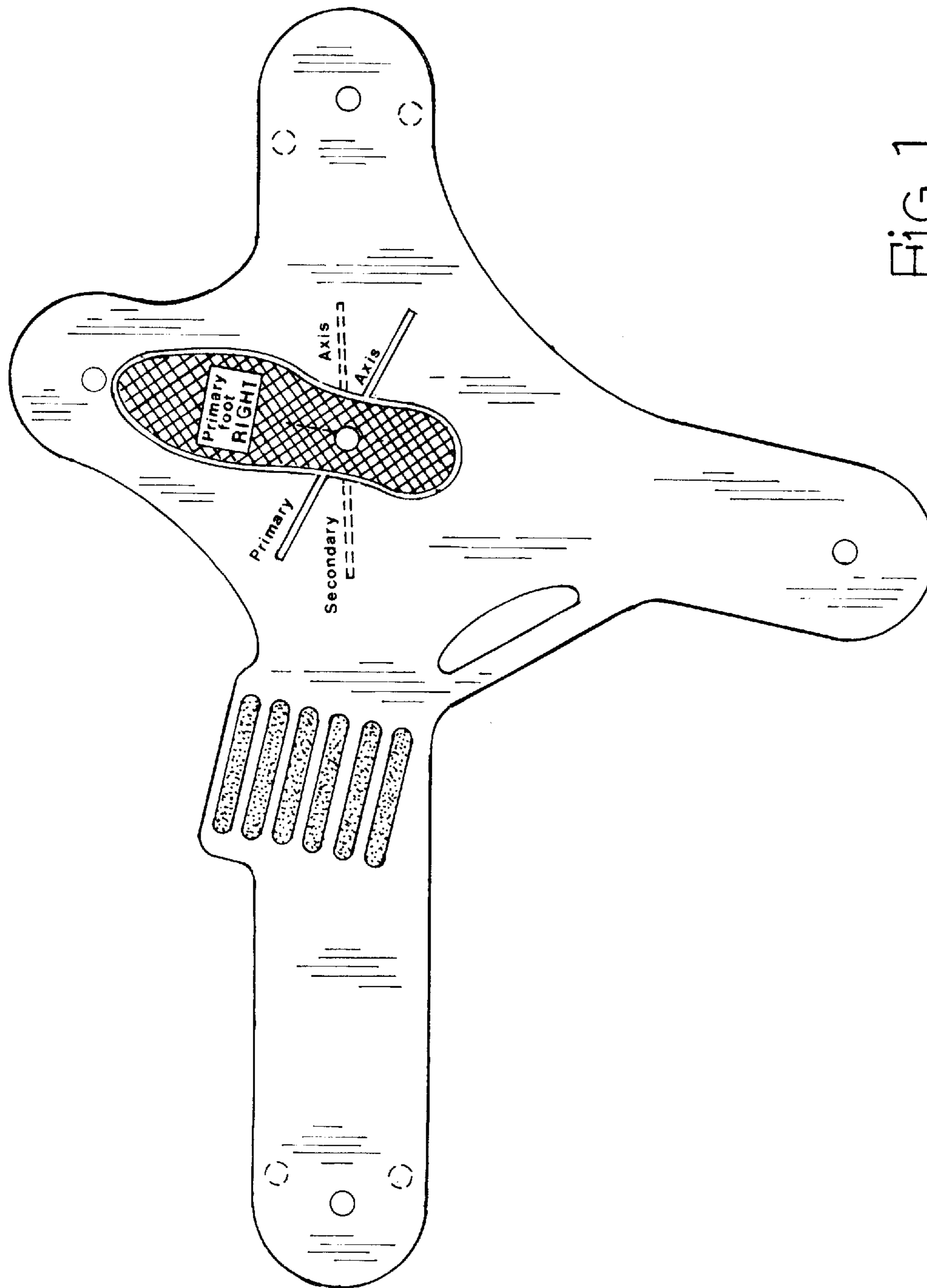


FIG. 1

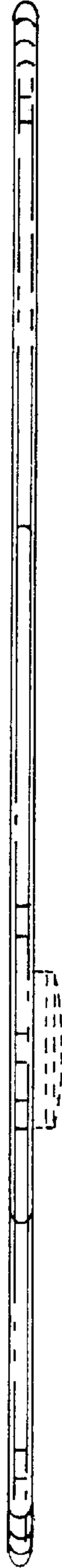


FIG. 2

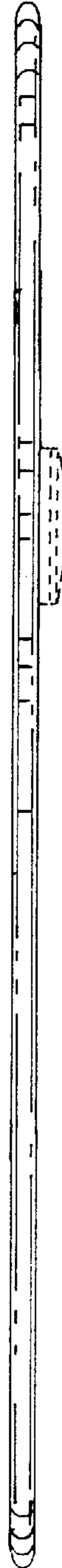


FIG. 3

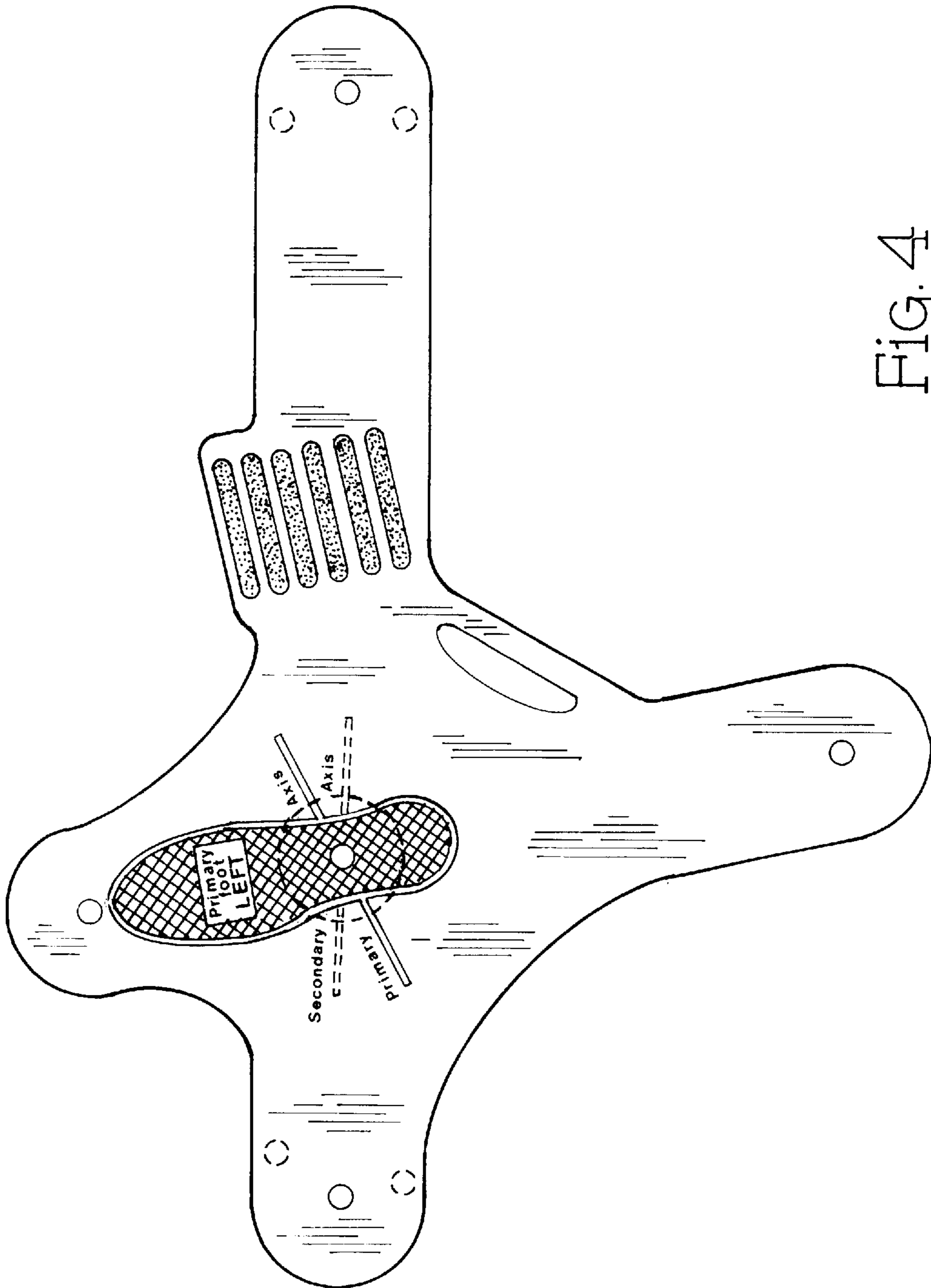


FIG. 4