

US00D401643S

United States Patent [19]

Rey et al.

[11] **Patent Number: Des. 401,643**

[45] **Date of Patent: **Nov. 24, 1998**

[54] **VEHICLE**

[75] Inventors: **Jaques Rey**, Studio City; **Barbara Ling**, Echo Park; **Joel Schumacher**, Burbank, all of Calif.

[73] Assignee: **Warner Bros. (div. of Time-Warner Entertainment Company, L.P.)**, Burbank, Calif.

[**] Term: **14 Years**

[21] Appl. No.: **69,922**

[22] Filed: **Apr. 25, 1997**

[51] **LOC (6) Cl. 21-01**

[52] **U.S. Cl. D21/533; D2/557**

[58] **Field of Search** D21/59, 68-81, D21/128, 131, 134, 136, 137, 140, 141, 109; D12/1, 3, 16, 87, 90-92, 85, 112, 97; 446/94, 427, 433, 426, 460, 467, 465, 470; 280/87.01, 87.021, 823, 1.13

[56] **References Cited**

U.S. PATENT DOCUMENTS

D. 90,577 8/1933 Geddes D12/90

D. 184,590	3/1959	Wigal	D21/140
D. 279,591	7/1985	Ogawa	D21/128
D. 290,479	6/1987	Jones et al.	D21/128
D. 326,878	6/1992	Suzuki	D21/128
D. 329,474	9/1992	Chang	D21/109

Primary Examiner—Raphael Barkai
Attorney, Agent, or Firm—Notaro & Michalos P.C.

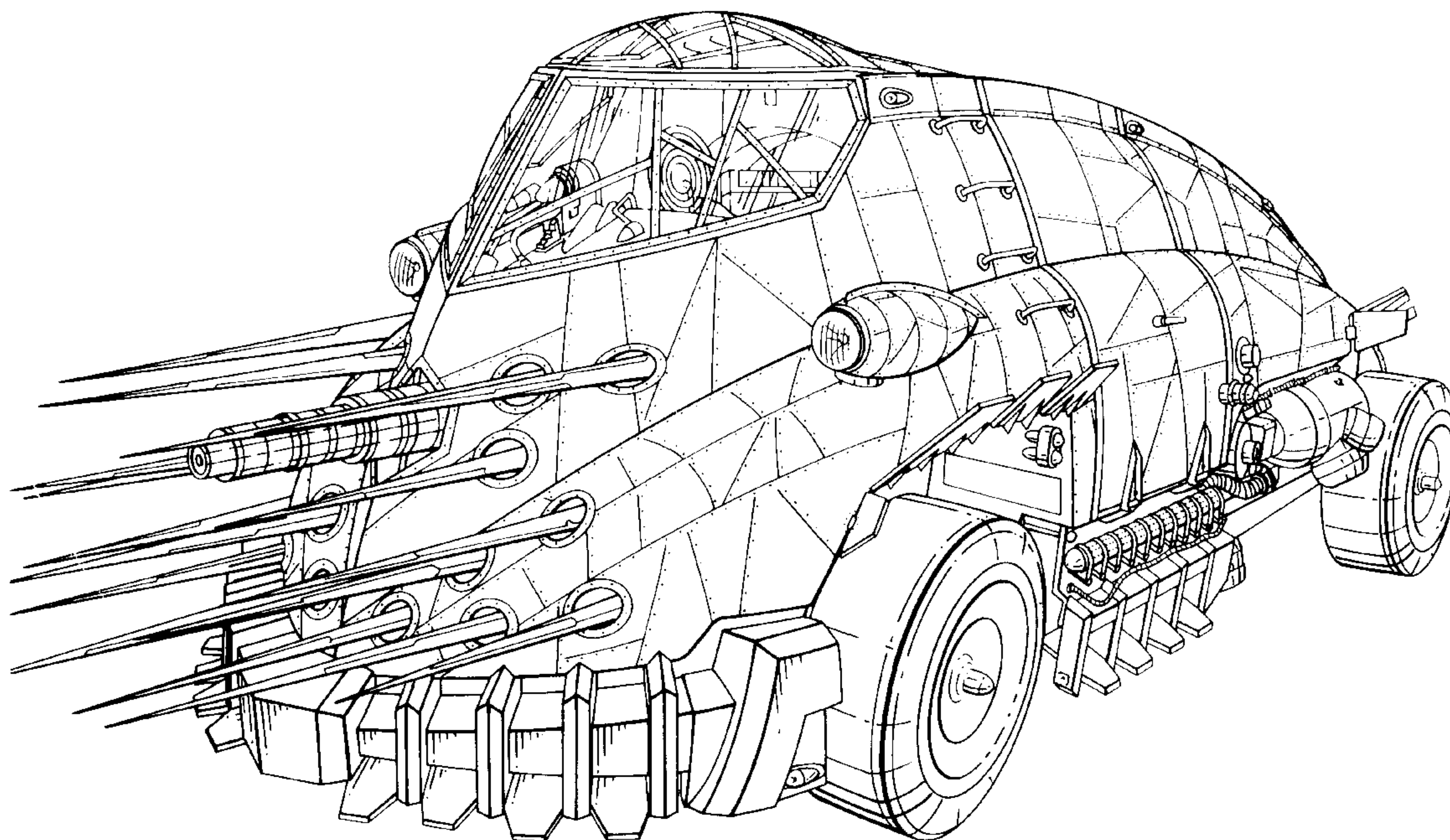
[57] **CLAIM**

The ornamental design for a vehicle, as shown and described.

DESCRIPTION

FIG. 1 is a front perspective view of the vehicle of the invention, as viewed from the top, right-hand side;
FIG. 2 is a front perspective view of the vehicle of the invention, as viewed from the top right-hand side showing parts thereof in an alternative, projecting, position;
FIG. 3 is a side view of the vehicle of the invention;
FIG. 4 is a plan view of the vehicle of the invention; and,
FIG. 5 is a front view of the vehicle of the invention.

1 Claim, 5 Drawing Sheets



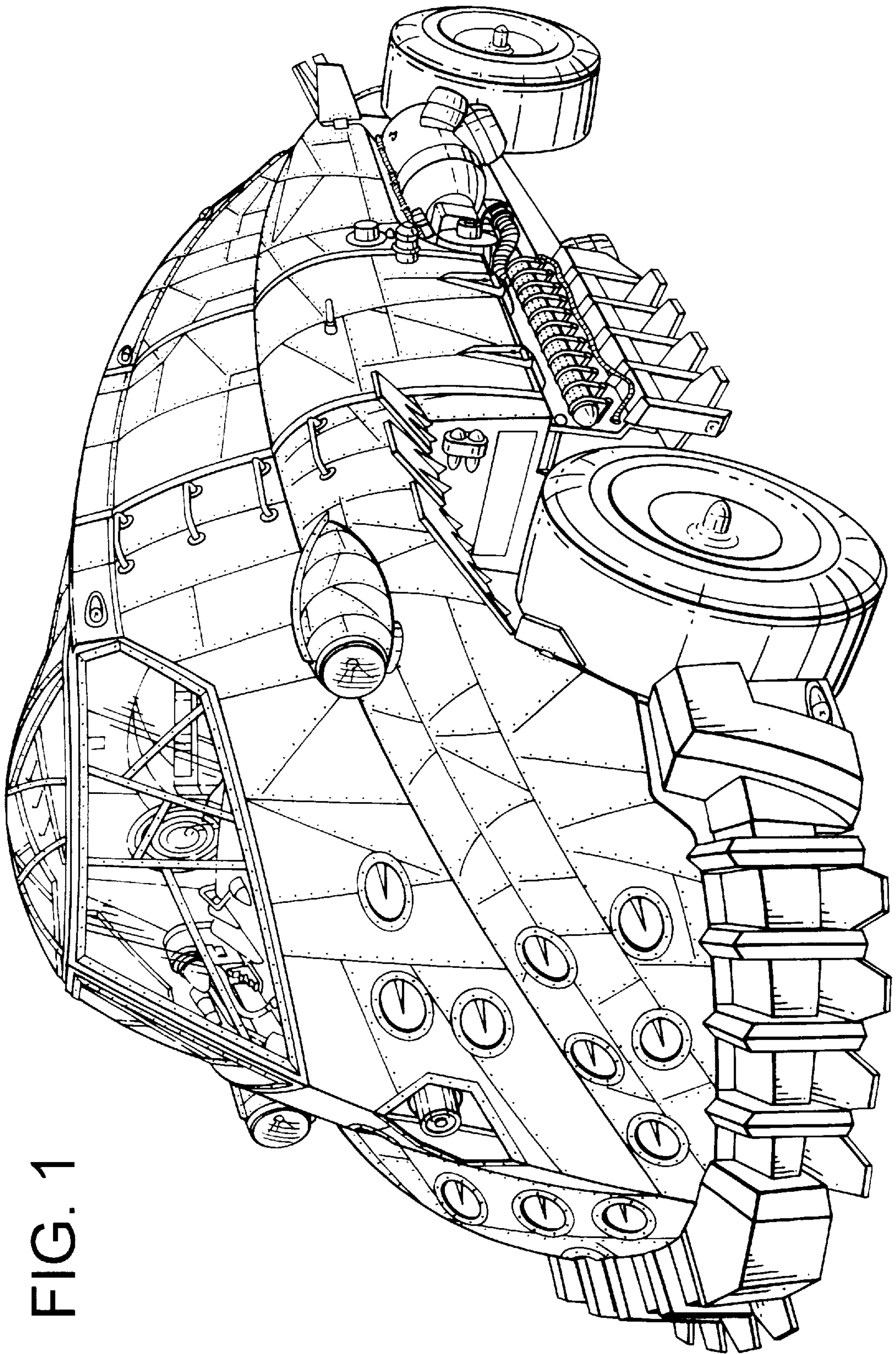


FIG. 1

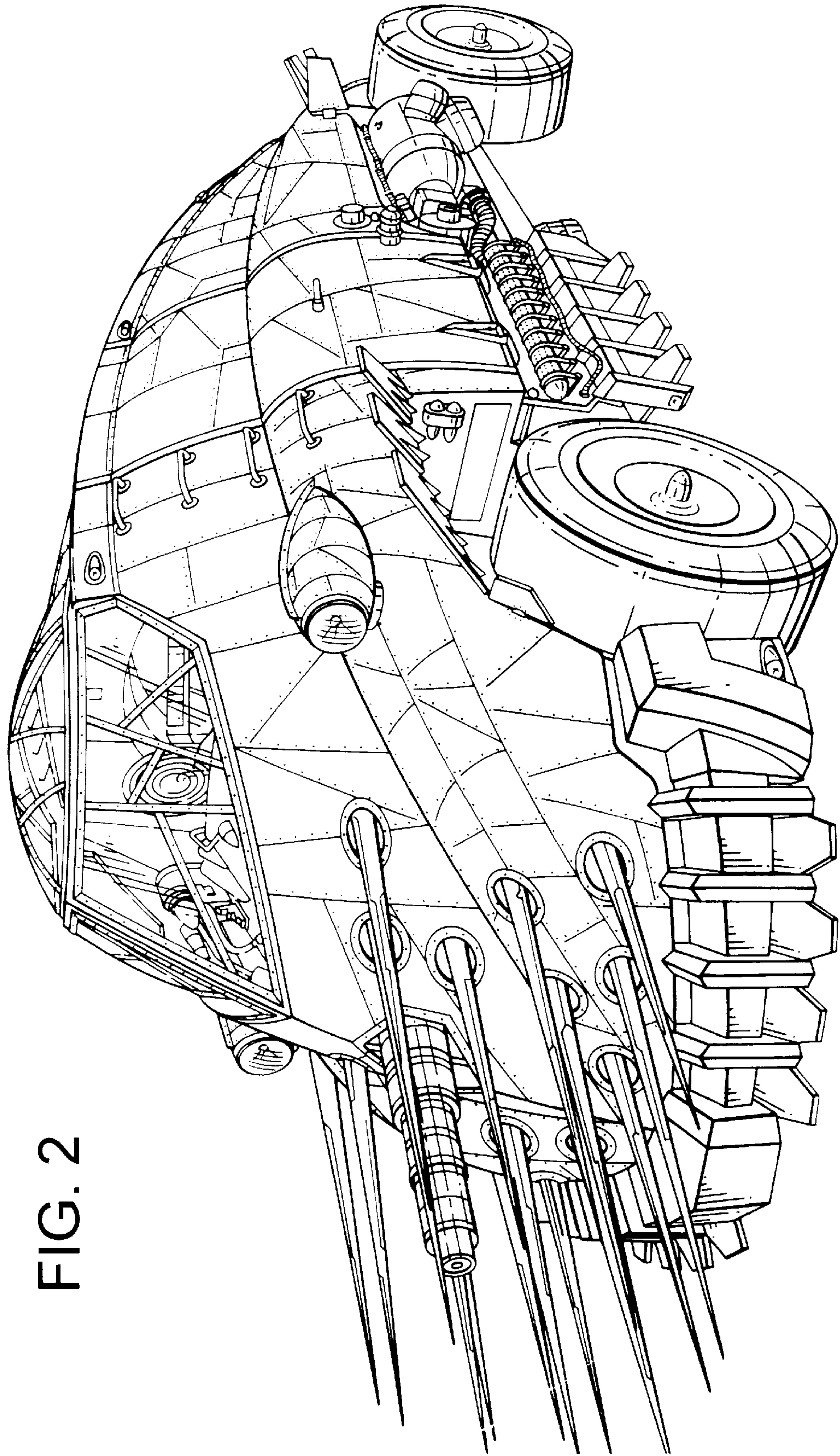


FIG. 2

FIG. 3

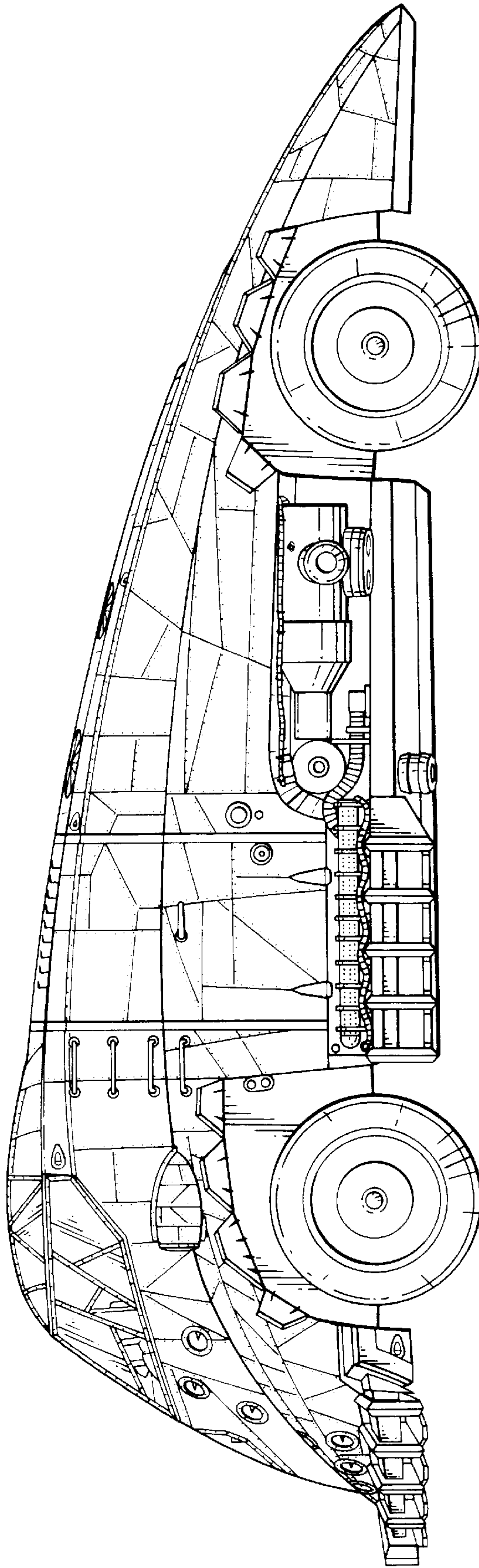


FIG. 4

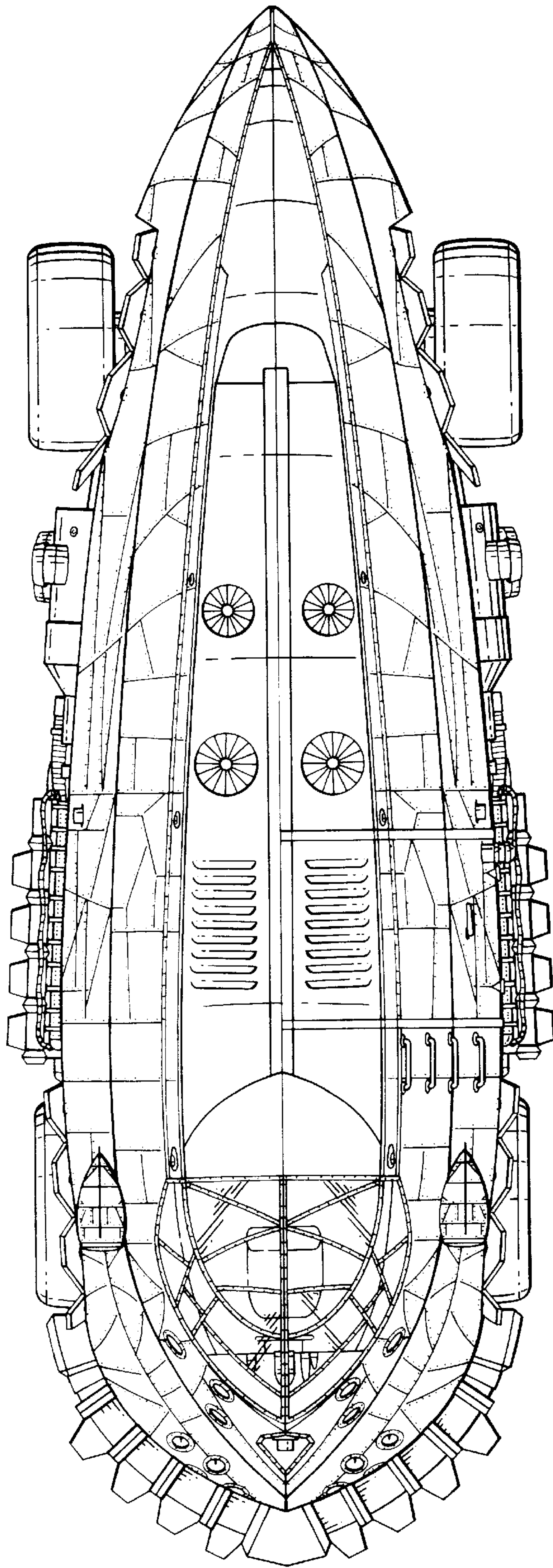


FIG. 5

