



US00D401626S

United States Patent [19] Shyu

[11] **Patent Number: Des. 401,626**

[45] **Date of Patent: ***Nov. 24, 1998**

[54] **PAPER CLIP WITH WIDE END**

[76] Inventor: **Jenq-Pyng Shyu**, 26231 Carmel St., Laguna Hills, Calif. 92656

[*] Notice: The term of this patent shall not extend beyond the expiration date of Pat. No. Des. 383,786.

[**] Term: **14 Years**

[21] Appl. No.: **56,670**

[22] Filed: **Jul. 5, 1996**

[51] **LOC (6) Cl.** **19-02**

[52] **U.S. Cl.** **D19/65; D8/395; D19/86**

[58] **Field of Search** D8/395, 370, 349, D8/394, 396; D19/65, 86, 90, 91, 99, 100; 24/67 R, 67.1-67.11, 545, 546, 547, 552, DIG. 8, DIG. 9, DIG. 10

[56] **References Cited**

U.S. PATENT DOCUMENTS

- D. 316,110 4/1991 Lorber D19/65
- D. 371,390 7/1996 Johnson D19/65

- 587,034 7/1897 Dougall 24/552 X
- 3,308,784 3/1967 Miller 24/547 X
- 3,348,271 10/1967 Miller 24/547 X
- 4,932,680 6/1990 Rivera 24/546 X

FOREIGN PATENT DOCUMENTS

- 122964 8/1901 Germany 24/547

Primary Examiner—Martie K. Holtje
Attorney, Agent, or Firm—Gene Scott-Patent Law & Venture Group

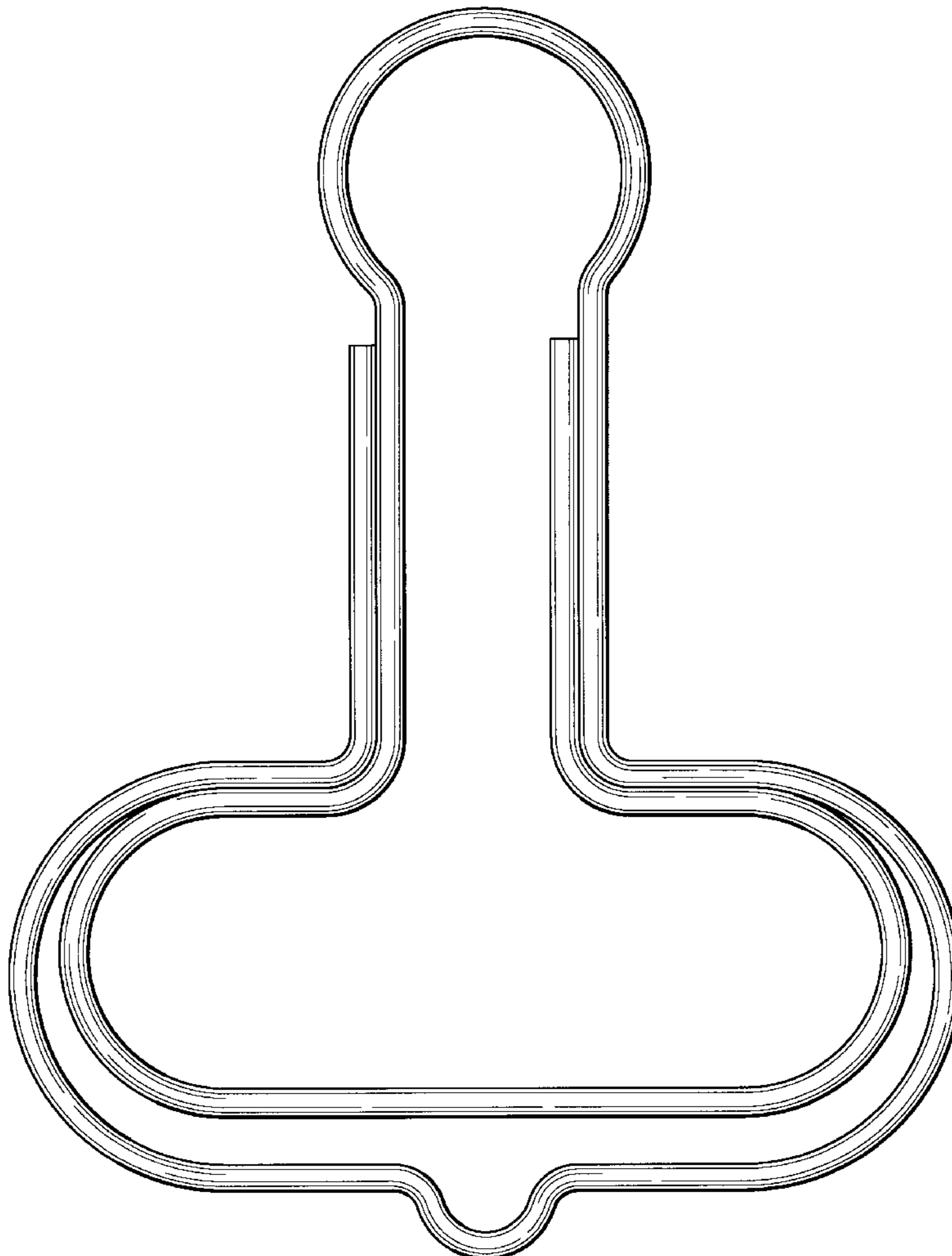
[57] **CLAIM**

The ornamental design for a “paper clip with wide end”, as shown and described.

DESCRIPTION

FIG. 1 is a front elevational view of a paper clip with wide end, showing my new design, the rear elevational view being a mirror image thereof;
FIG. 2 is a left side elevational view thereof;
FIG. 3 is a right side elevational view thereof;
FIG. 4 is a top plan view thereof; and,
FIG. 5 is a bottom plan view thereof.

1 Claim, 1 Drawing Sheet



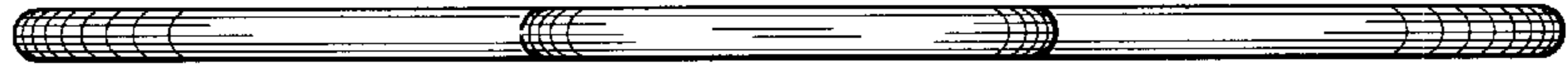


FIG. 4



FIG. 2

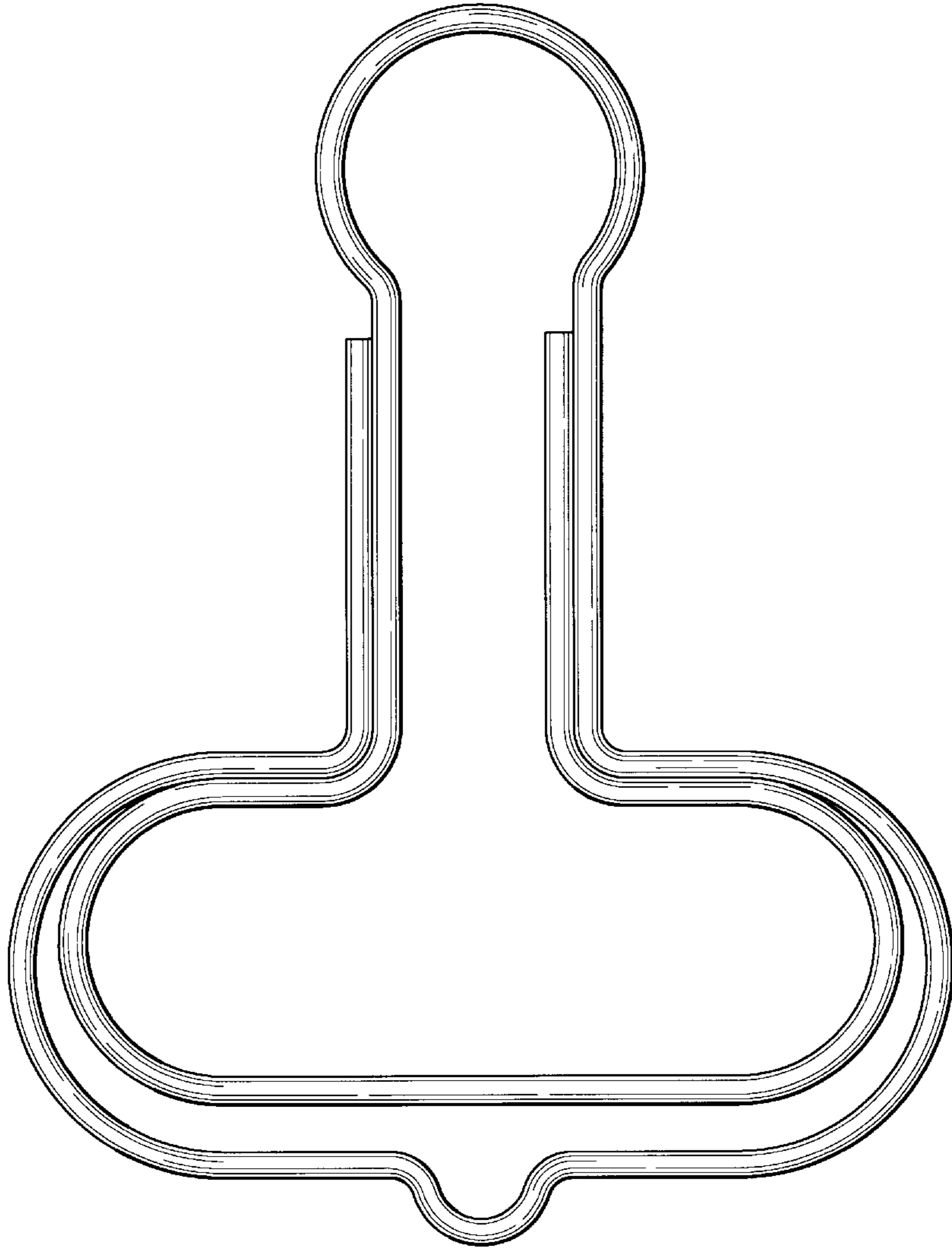


FIG. 1



FIG. 3

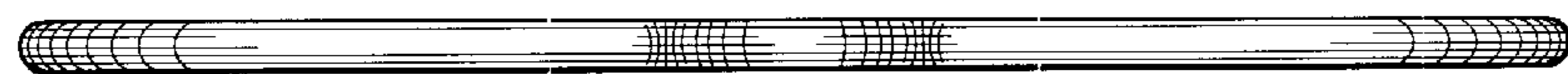


FIG. 5