



US00D401595S

United States Patent [19]
Guttadauro

[11] **Patent Number: Des. 401,595**

[45] **Date of Patent: **Nov. 24, 1998**

[54] **ANTENNA COVER**

[76] **Inventor: David A. Guttadauro, 365 Salem St., Wakefield, Mass. 01880**

[**] **Term: 14 Years**

[21] **Appl. No.: 68,356**

[22] **Filed: Apr. 7, 1997**

[51] **LOC (6) Cl. 14-03**

[52] **U.S. Cl. D14/230**

[58] **Field of Search** D14/230-238,
D14/299, 204, 210, 211, 212, 213, 214;
D6/610-611, 332; 52/222, 149; 150/154-155,
901, 158; 254/222-223; 343/704, 720,
781 R, 840-842, 824, 851, 866, 872-873,
907-908; 58/138

[56] **References Cited**

U.S. PATENT DOCUMENTS

- D. 318,673 7/1991 Terk D14/230
- D. 344,731 3/1994 Witzky D14/204
- D. 347,437 5/1994 Brehmer et al. D14/230

- D. 350,963 9/1994 Witzky D14/230
- D. 354,060 1/1995 Witzky D14/230
- D. 356,313 3/1995 Mann et al. D14/230
- D. 356,572 3/1995 Prince D14/230
- D. 379,356 5/1997 Liu et al. D14/230
- 3,228,030 1/1966 Moore 343/746

Primary Examiner—Ruth McInroy
Attorney, Agent, or Firm—Wolf, Greenfield & Sacks, P.C.

[57] **CLAIM**

The ornamental design for an antenna cover, as shown and described.

DESCRIPTION

FIG. 1 is a front elevational view of an antenna cover showing my new design, the rear view being identical; FIG. 2 is a right side elevational view thereof, the left side being identical; FIG. 3 is a top plan view thereof; and, FIG. 4 is a bottom plan view thereof. The details shown in broken lines in all views are for illustrative purposes only and form no part of the claimed design.

1 Claim, 1 Drawing Sheet

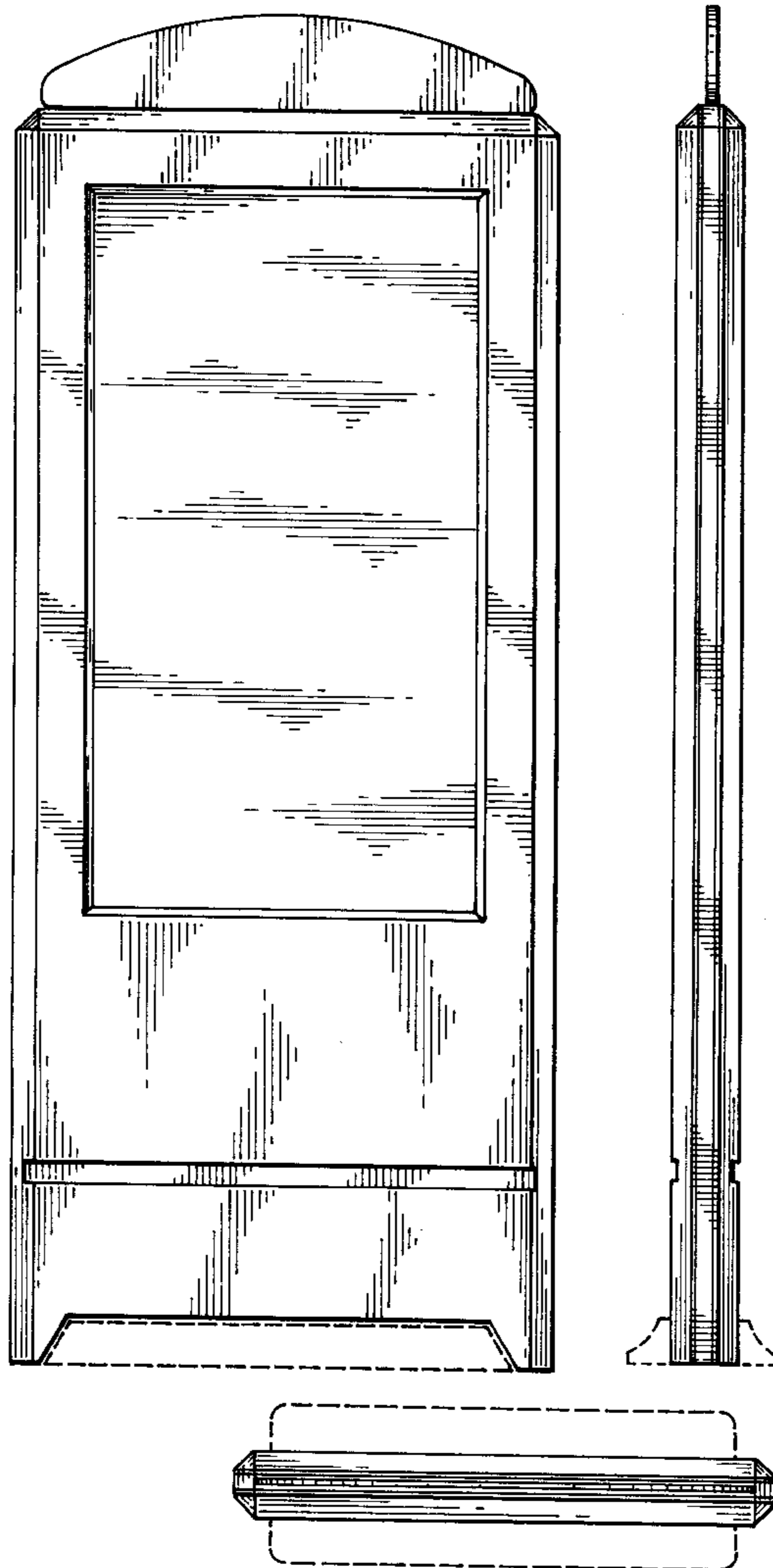


FIG. 1

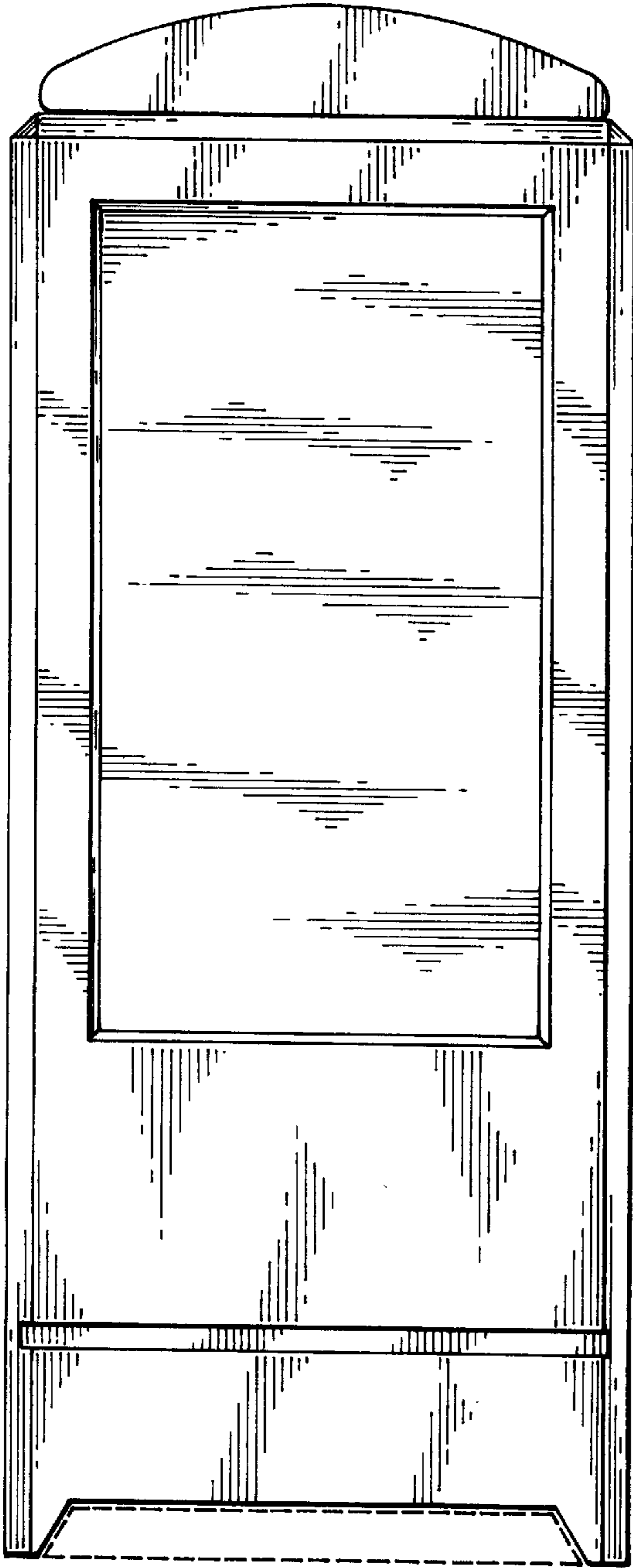


FIG. 2


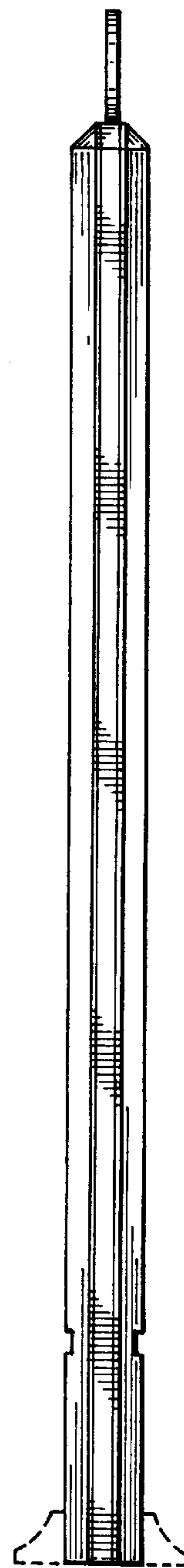


FIG. 3

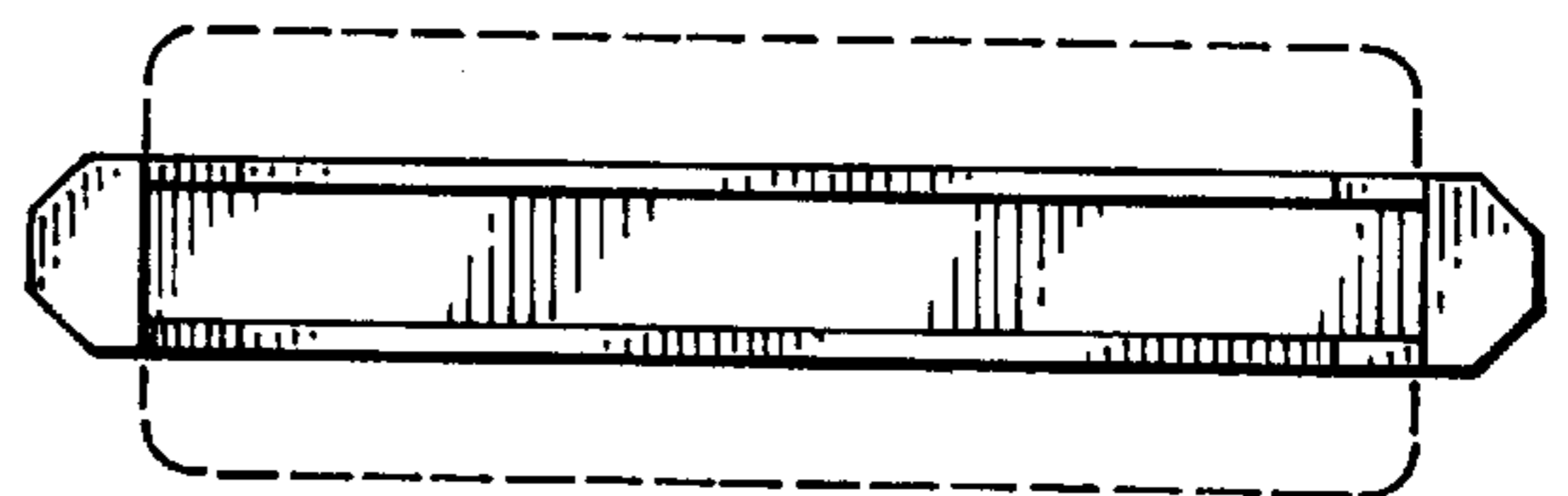


FIG. 4