



US00D401579S

United States Patent [19]

Benjamin et al.

[11] **Patent Number: Des. 401,579**

[45] **Date of Patent: **Nov. 24, 1998**

[54] **TELEPHONE SET**

[75] Inventors: **O'Connell Julien Benjamin**, Marlboro, N.J.; **Sze Lee Chua**, Singapore, Singapore; **Chi Man Chui**, Kowloon, Hong Kong; **King Hoe Goh**; **Lee Wah Tan**, both of Singapore, Singapore; **Steven Mitchell Wheatley**, Morristown, N.J.; **Terry A. Whitlock**, Yardley, Pa.

[73] Assignee: **Lucent Technologies Inc.**, Murray Hill, N.J.

[**] Term: **14 Years**

[21] Appl. No.: **48,447**

[22] Filed: **Dec. 29, 1995**

[51] **LOC (6) Cl. 14-03**

[52] **U.S. Cl. D14/149; D14/148**

[58] **Field of Search** D14/137, 138, D14/147-151, 140, 142, 240, 241, 144, 248; 379/58-61, 419, 420, 428, 440, 434-436, 454, 455

[56] **References Cited**

U.S. PATENT DOCUMENTS

- D. 272,064 1/1984 Coons et al. D14/148
- D. 302,689 8/1989 Murakami et al. D14/138

- D. 327,060 6/1992 Wachob et al. D14/147 X
- D. 335,494 5/1993 Roegner D14/248
- D. 366,259 1/1996 Yamaguchi D14/138

OTHER PUBLICATIONS

B.A.Pargh Catalog, Spring/Summer 1992, p. 317, Sony SPP80SSY Telephone at Top Left.
B.A.Pargh Catalog, p. 348, Toshiba Telephone at Top Right.
Spigel Catalog, p. 521, Sony Telephone at Bottom Right.

Primary Examiner—Jeffrey Asch

[57] **CLAIM**

The ornamental design of a telephone set, as shown and described.

DESCRIPTION

FIG. 1 is a top, front and right side perspective view of a telephone set showing our new design;
FIG. 2 is a front perspective view thereof;
FIG. 3 is a rear perspective view thereof;
FIG. 4 is a right side perspective view thereof;
FIG. 5 is a left side perspective view thereof;
FIG. 6 is a top perspective view thereof; and,
FIG. 7 is a bottom plan view thereof.

The broken line showing throughout the views are for illustrative purposes only and form no part of the claimed design.

1 Claim, 3 Drawing Sheets




FIG. 1




FIG. 2

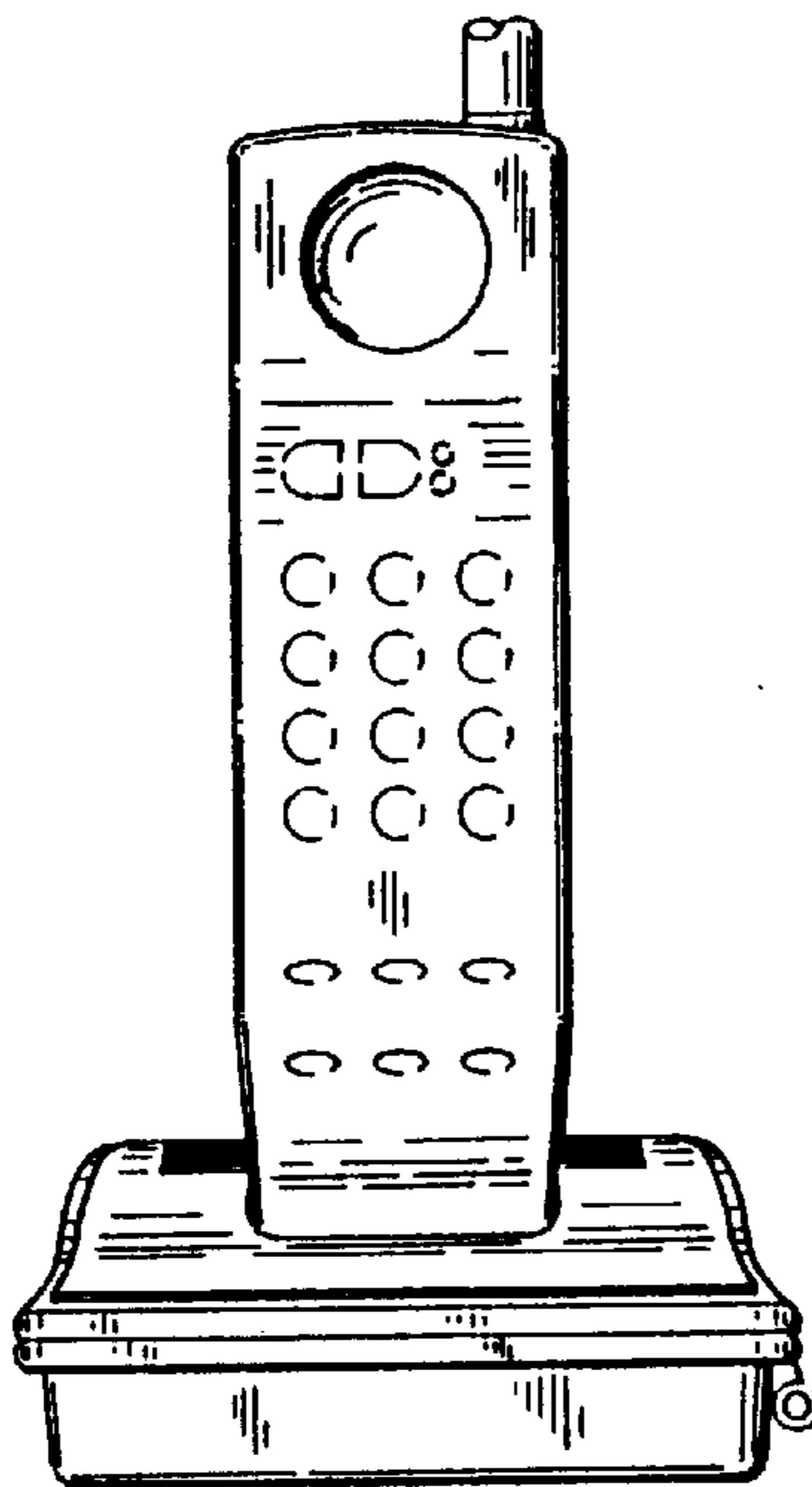


FIG. 4

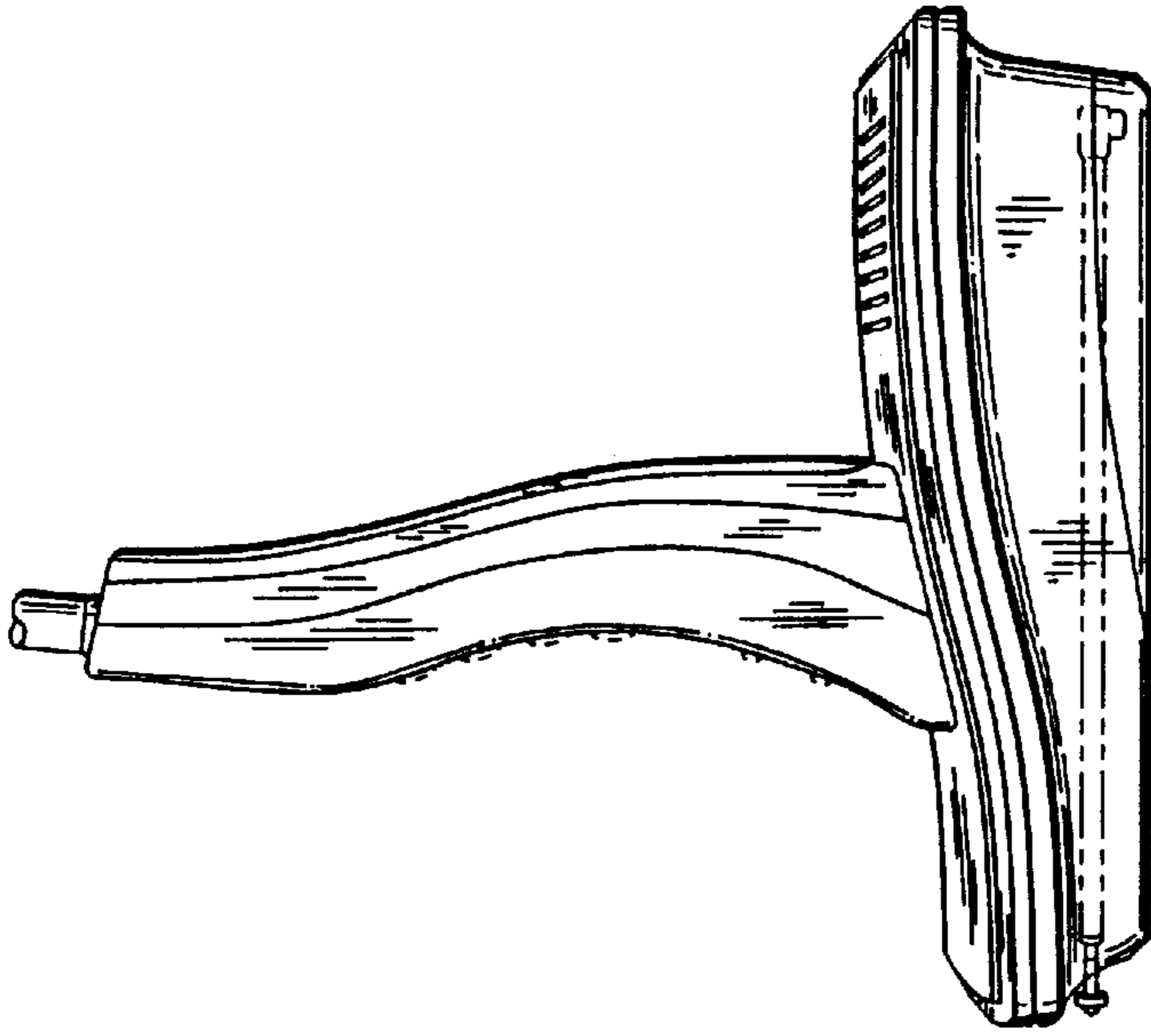


FIG. 5

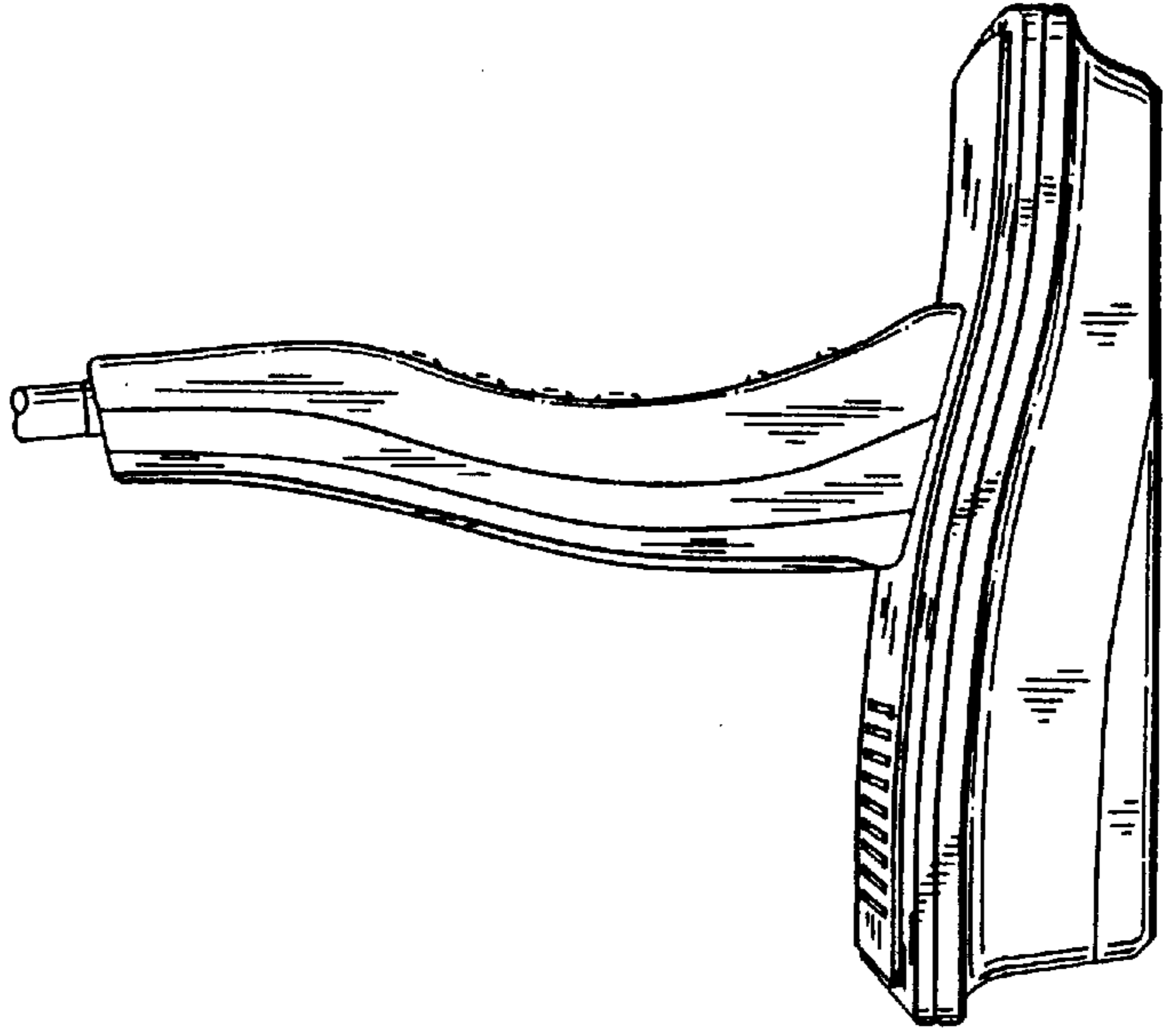


FIG. 3

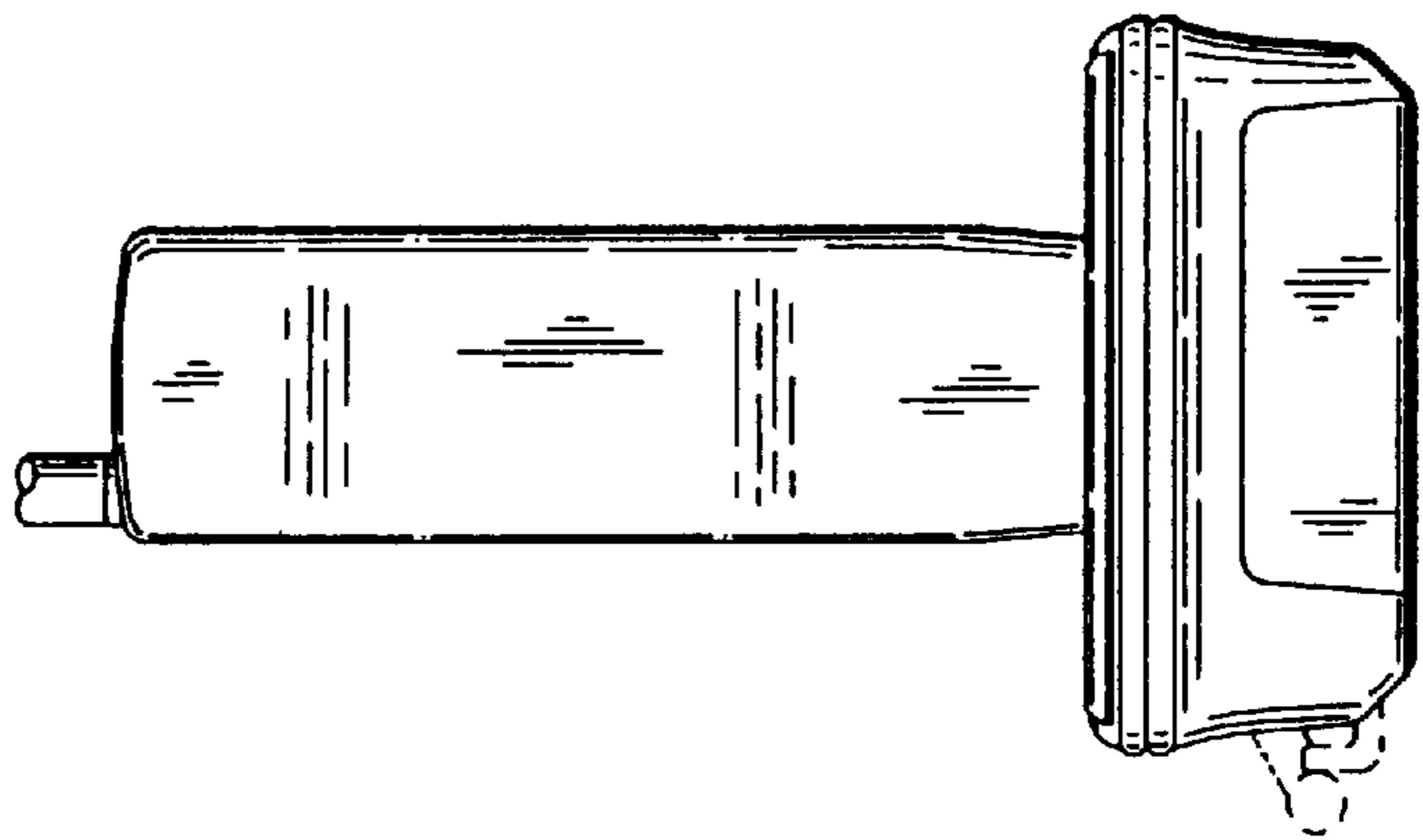


FIG. 6

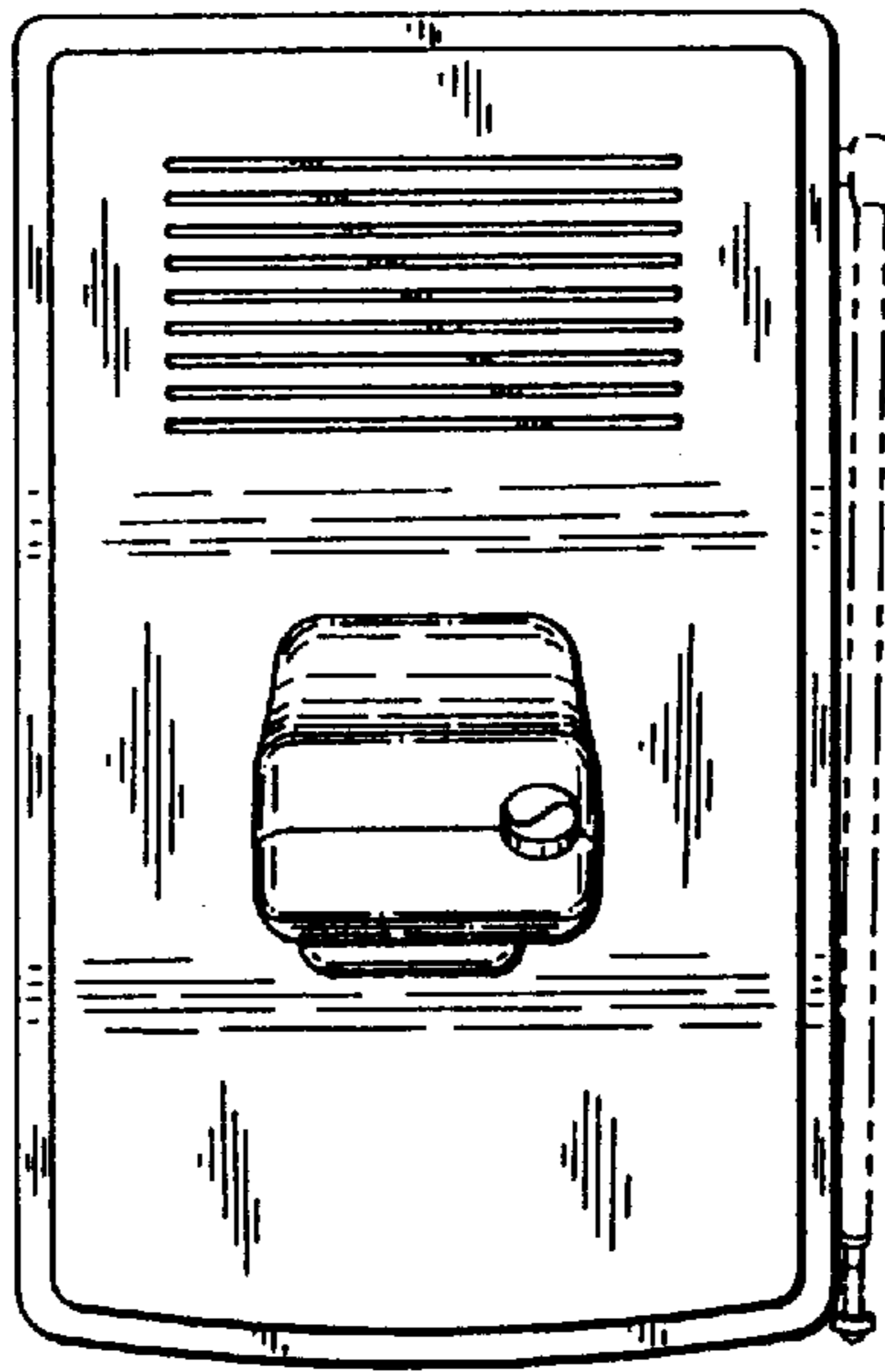


FIG. 7

