



US00D401540S

**United States Patent** [19]  
**Yamamoto**

[11] **Patent Number: Des. 401,540**

[45] **Date of Patent: \*\*Nov. 24, 1998**

[54] **MOTOR-ASSISTED WHEELCHAIR**

5,242,180 9/1993 Bergeron ..... D12/131  
5,409,247 4/1995 Robertson et al. .... 280/250.1  
5,480,179 1/1996 Peacock ..... 280/650

[75] Inventor: **Shoji Yamamoto**, Saitama, Japan

[73] Assignee: **Honda Giken Kogyo Kabushiki Kaisha**, Tokyo, Japan

[\*\*] Term: **14 Years**

*Primary Examiner*—Kay H. Chin  
*Attorney, Agent, or Firm*—Birch, Stewart, Kolasch & Birch, LLP

[21] Appl. No.: **67,759**

[22] Filed: **Mar. 12, 1997**

[57] **CLAIM**

The ornamental design for a motor-assisted wheelchair, as shown and described.

[30] **Foreign Application Priority Data**

Sep. 12, 1996 [JP] Japan ..... 8-27297

[51] **LOC (6) Cl.** ..... **12-12**

[52] **U.S. Cl.** ..... **D12/131**

[58] **Field of Search** ..... D12/128-133;  
280/250.1, 647, 242.1; 297/DIG. 4; 180/65.1,  
907

**DESCRIPTION**

FIG. 1 is a front right side perspective view of a motor-assisted wheelchair showing my new design; FIG. 2 is a front left side perspective view thereof; FIG. 3 is a rear right side perspective view thereof; and FIG. 4 is a rear left side perspective view thereof; FIG. 5 is a front elevational view; FIG. 6 is a rear elevational view; FIG. 7 is a top plan view thereof; FIG. 8 is a bottom plan view thereof; FIG. 9 is a right side elevational view thereof; and, FIG. 10 is a left side elevational view thereof.

[56] **References Cited**

**U.S. PATENT DOCUMENTS**

D. 368,881 4/1996 Coombes et al. .... D12/131

**1 Claim, 6 Drawing Sheets**



FIG. 1



FIG. 2



FIG. 3




FIG. 4

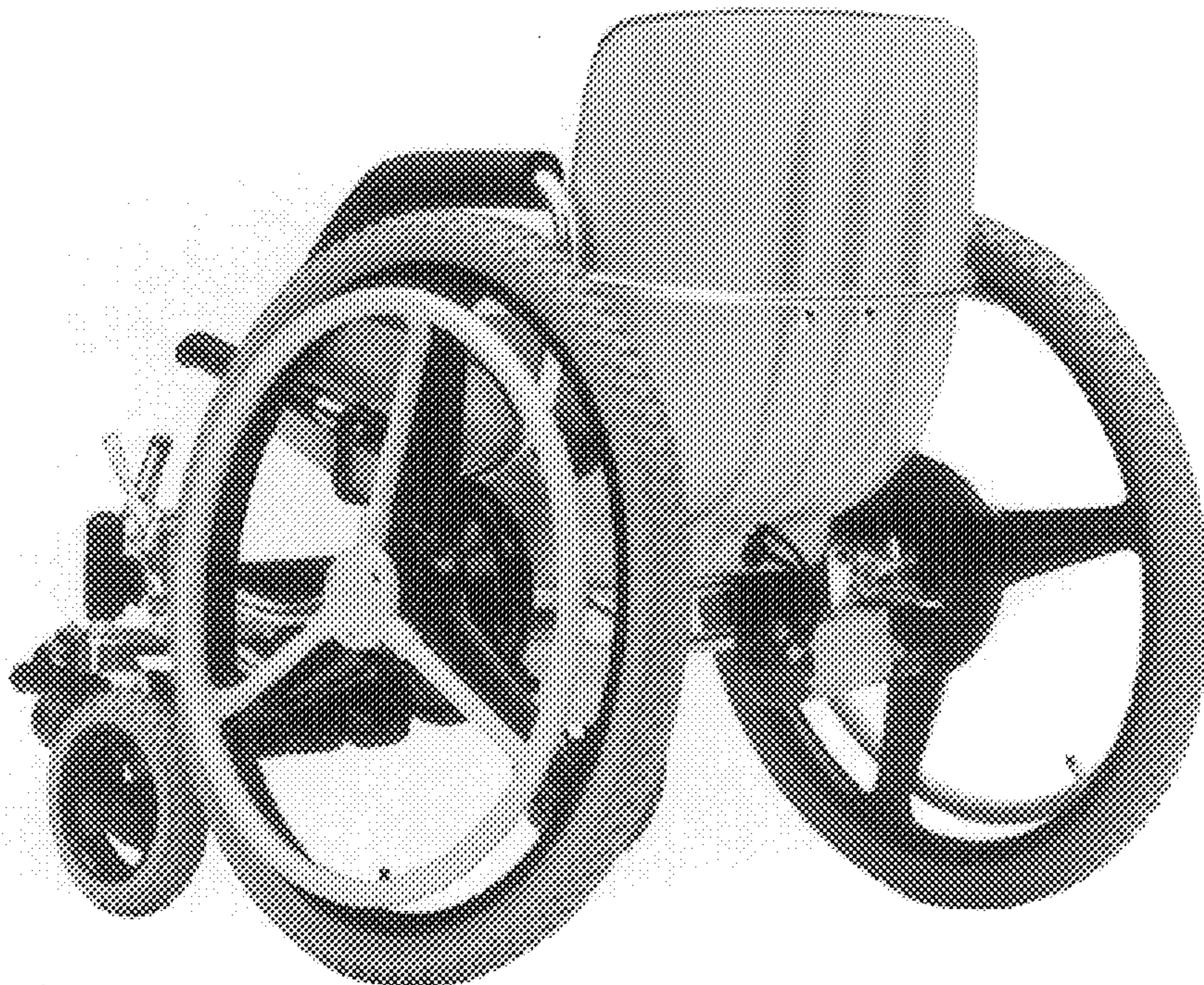


FIG. 5

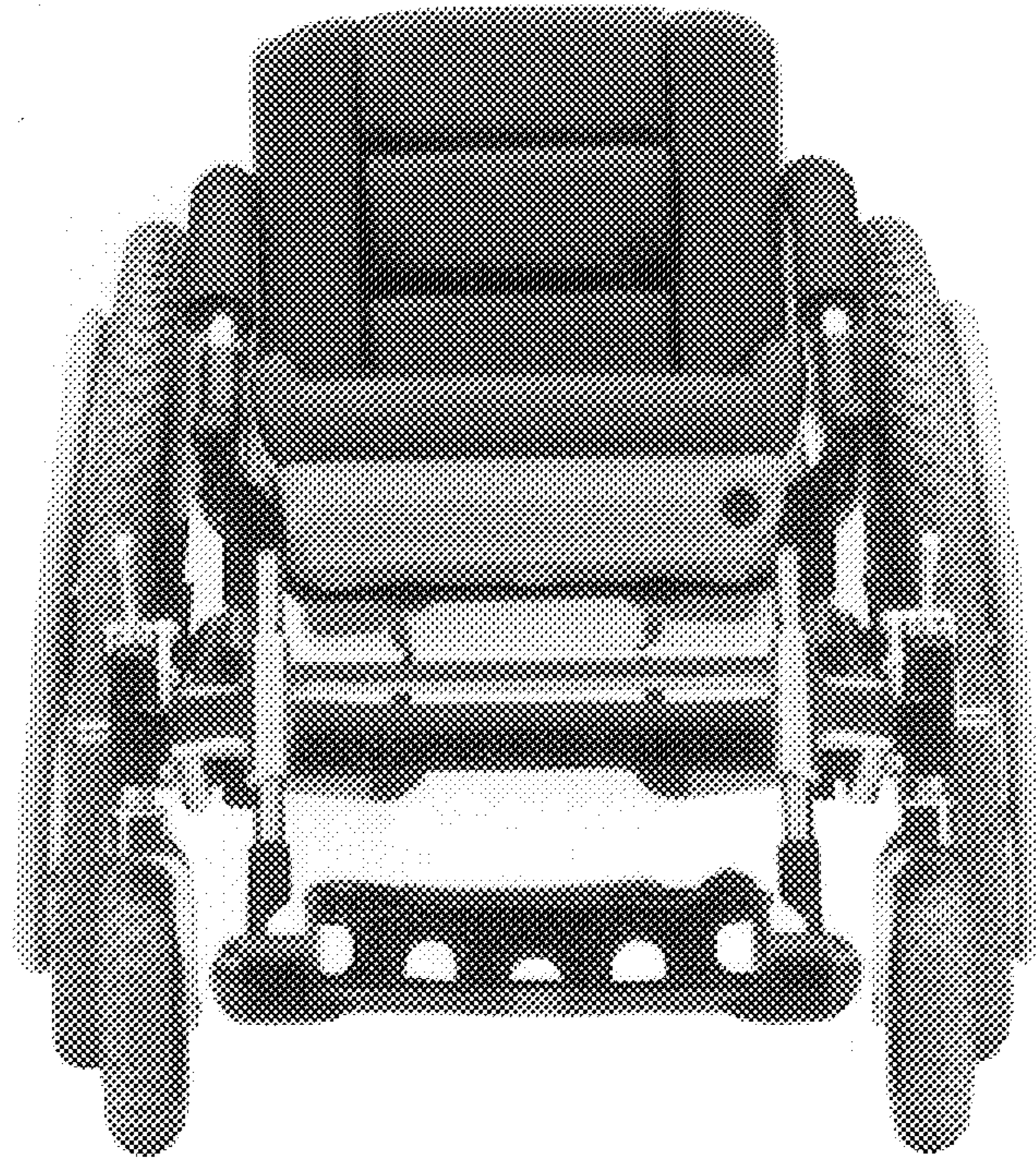


FIG. 6




FIG. 7




FIG. 8




FIG. 9




FIG. 10

