



US00D401515S

United States Patent [19] Yida

[11] Patent Number: **Des. 401,515**

[45] Date of Patent: ****Nov. 24, 1998**

[54] **WATCH**

D. 399,762 10/1998 Yida D10/33

[76] Inventor: **Yacov Yida**, 11700 Valley Crest Rd.,
Studio City, Calif. 91604

FOREIGN PATENT DOCUMENTS

7507187 4/1977 France 368/285

[**] Term: **14 Years**

Primary Examiner—Nelson C. Holtje
Attorney, Agent, or Firm—Marvin H. Kleinberg; Kleinberg
& Lerner, LLP

[21] Appl. No.: **82,530**

[22] Filed: **Jan. 23, 1998**

[57] CLAIM

[51] **LOC (6) Cl.** **10-02**

The ornamental design for a watch, as shown and described.

[52] **U.S. Cl.** **D10/39; D10/30**

DESCRIPTION

[58] **Field of Search** D10/1-40, 122-132;
368/280-282, 276-277, 285

FIG. 1 is a front view of a watch according to the present invention;

[56] References Cited

U.S. PATENT DOCUMENTS

- D. 235,976 7/1975 Larvego D10/39
- D. 386,697 11/1997 Wunderman D10/32
- D. 388,339 12/1997 Wunderman D10/39
- D. 390,479 2/1998 Brandys D10/39
- D. 395,403 6/1998 Hysek D10/30

FIG. 2 is a right side view of the watch of FIG. 1;

FIG. 3 is a bottom view of the watch of FIG. 1;

FIG. 4 is a left side view of the watch of FIG. 1;

FIG. 5 is a back view of the watch of FIG. 1; and,

FIG. 6 is a top view of the watch of FIG. 1.

1 Claim, 2 Drawing Sheets

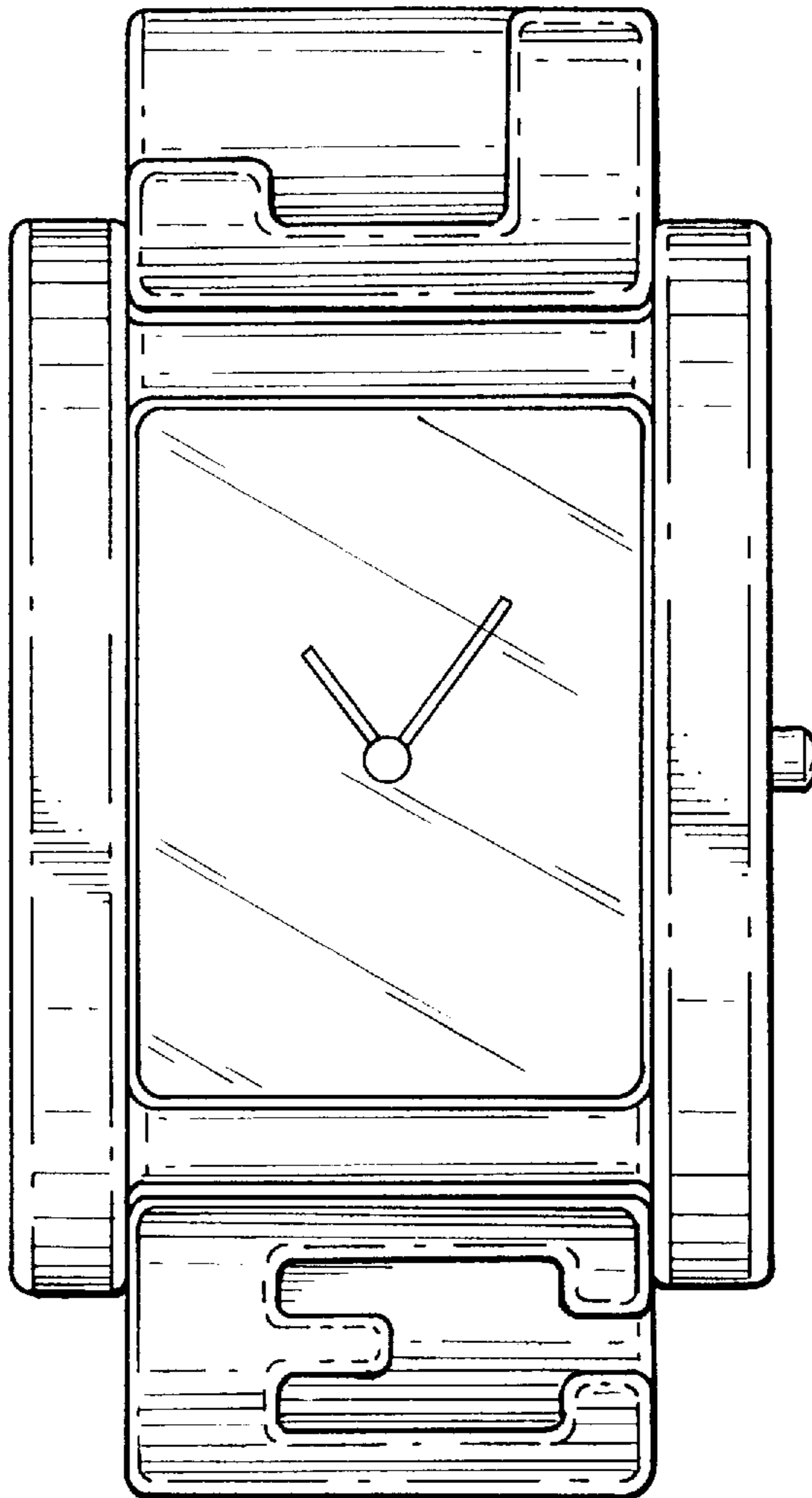


FIG. 1

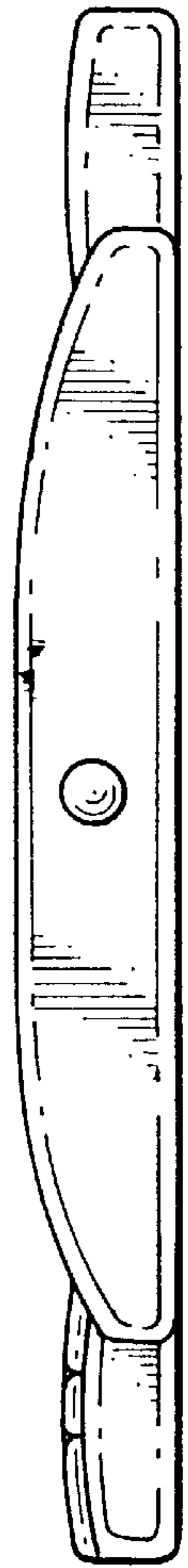
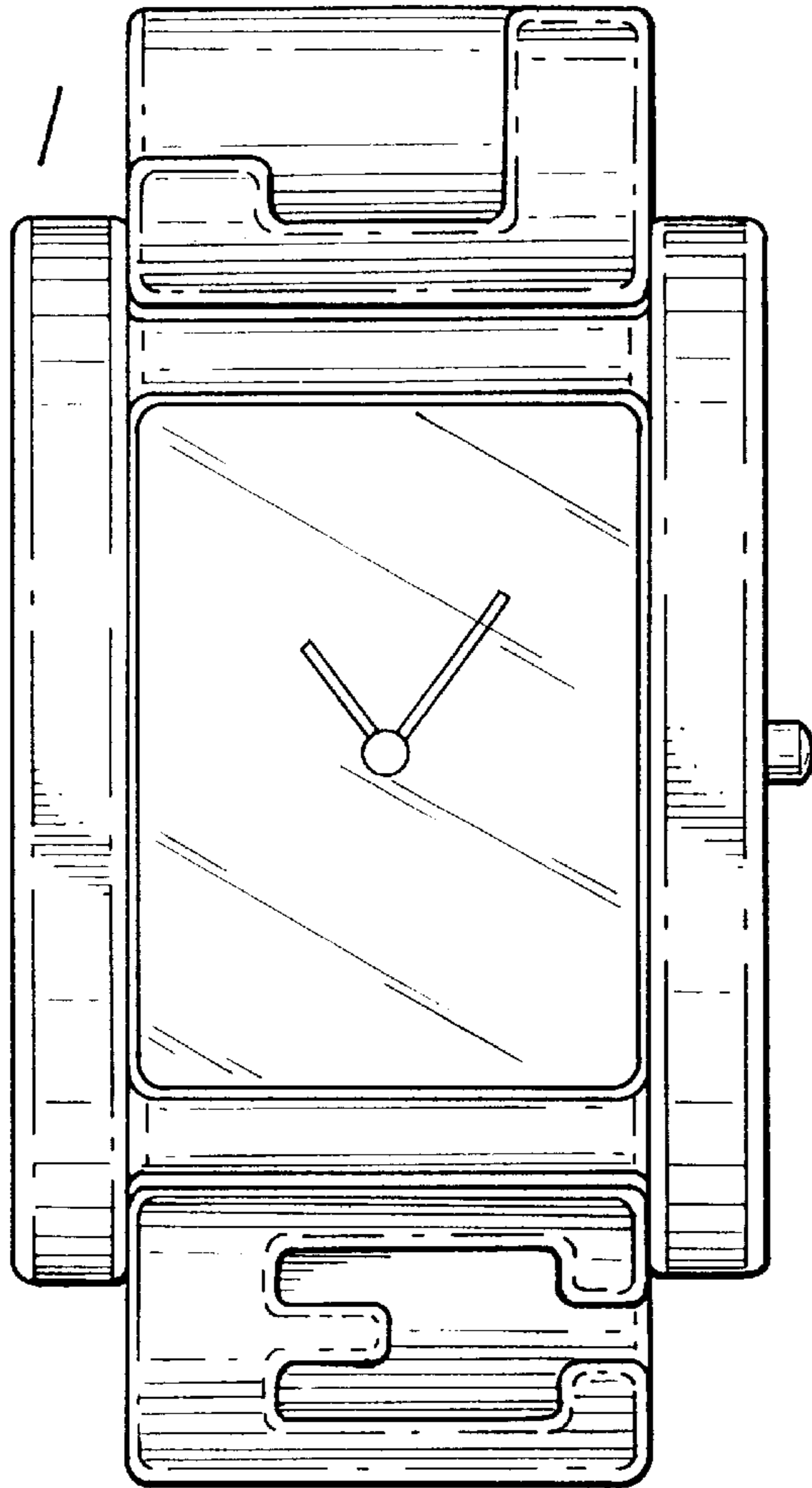


FIG. 2




FIG. 3

FIG. 5




FIG. 4

FIG. 6

