



US00D401514S

United States Patent [19] Coquerel

[11] **Patent Number: Des. 401,514**

[45] **Date of Patent: **Nov. 24, 1998**

[54] **WATCHCASE**

D. 284,170 6/1986 Kurimura D10/32
D. 355,371 2/1995 Strassier D10/30

[75] Inventor: **Olivier C. Coquerel**, Paris, France

OTHER PUBLICATIONS

[73] Assignee: **S. T. Dupont S.A.**, Paris, France

Swiss Watch & Jewelry Journal— Jun. 1982, p. 635—Watch, 1982.

[**] Term: **14 Years**

Primary Examiner—Nelson C. Holtje

[21] Appl. No.: **77,434**

[57] CLAIM

[22] Filed: **Sep. 29, 1997**

I claim the ornamental design for a watchcase, as shown.

[30] Foreign Application Priority Data

DESCRIPTION

Apr. 3, 1997 [FR] France 971971

[51] **LOC (6) Cl.** **10-02**

FIG. 1 is a front view of the watchcase;

[52] **U.S. Cl.** **D10/39**

FIG. 2 is a rear view thereof;

[58] **Field of Search** D10/1-40, 122-132;
368/280-282, 276-277, 285

FIG. 3 is a side view thereof (showing the winder);

FIG. 4 is the opposite side view thereof;

FIG. 5 is a side view thereof (where the bracelet should fit into the watchcase);

FIG. 6 is the opposite side view thereof; and,

FIG. 7 is a perspective view thereof.


[56] References Cited

U.S. PATENT DOCUMENTS

D. 101,038 9/1936 Herbst D10/30

D. 283,402 4/1986 Glauser D10/38

1 Claim, 1 Drawing Sheet



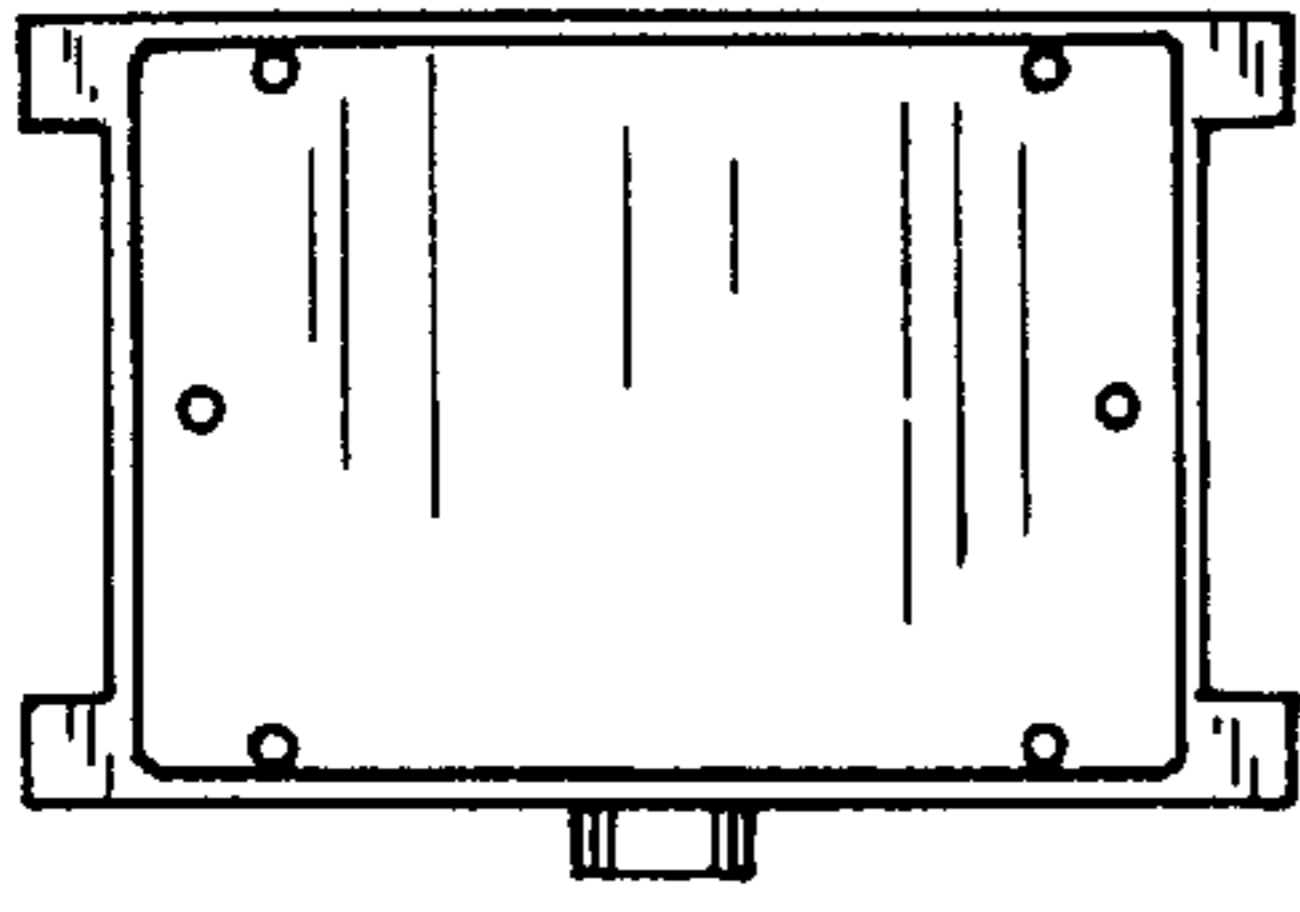


FIG. 2




FIG. 7



FIG. 3

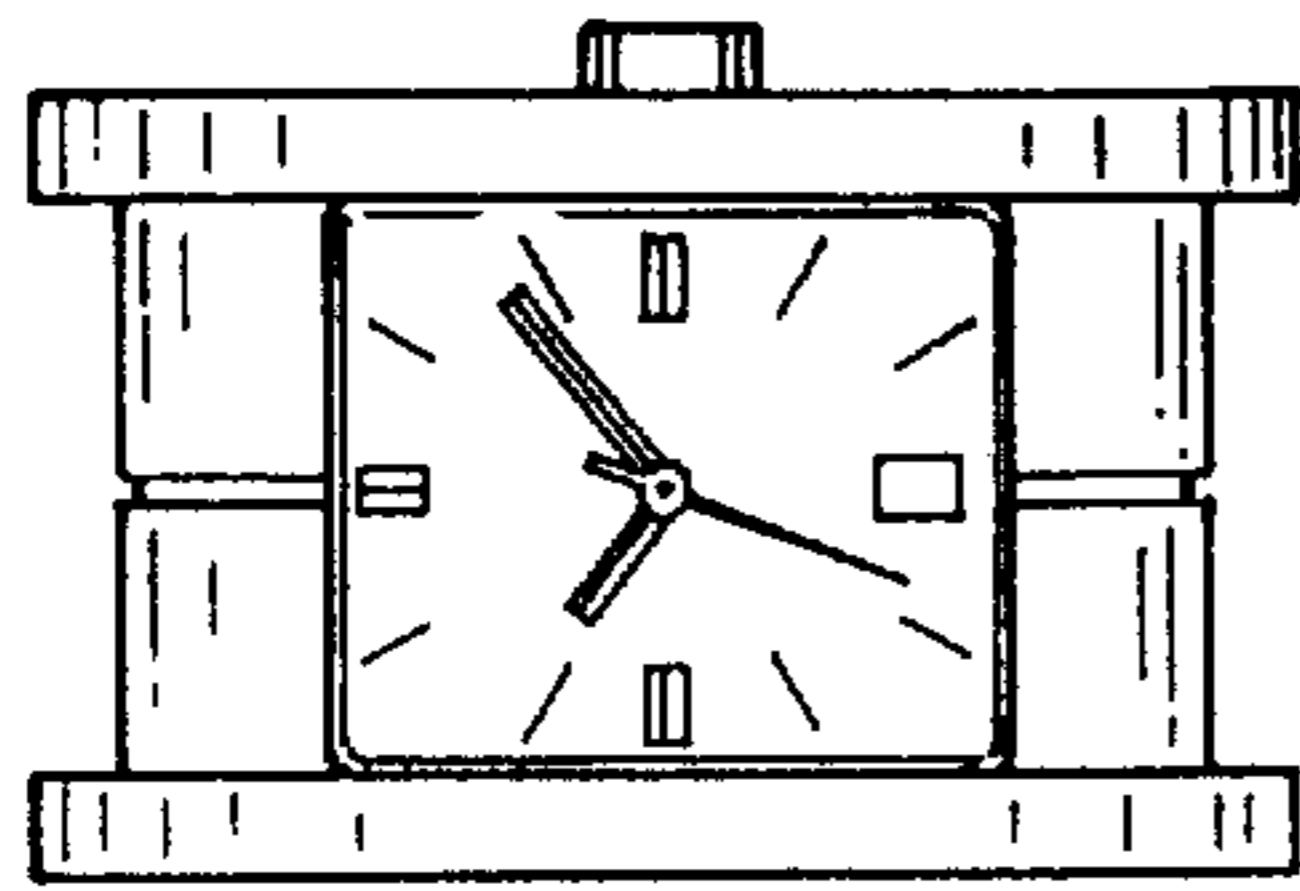


FIG. 1



FIG. 5



FIG. 6

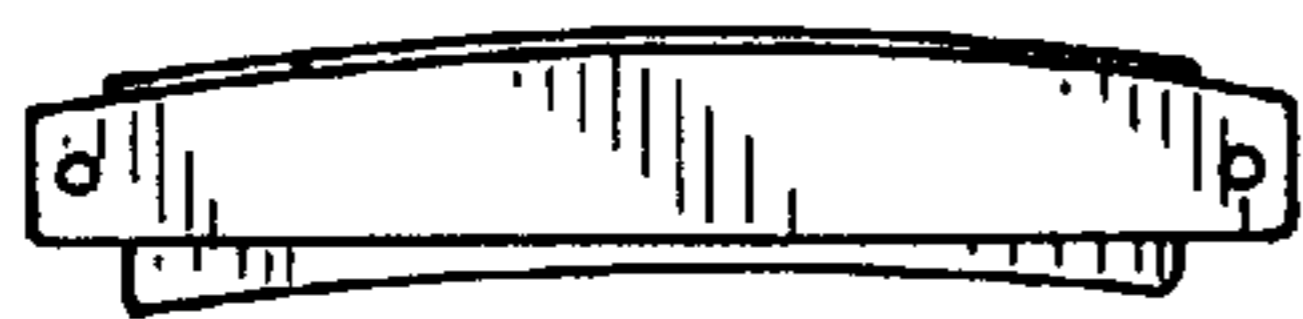


FIG. 4