



US00D401513S

United States Patent [19] Coquerel

[11] **Patent Number: Des. 401,513**

[45] **Date of Patent: **Nov. 24, 1998**

[54] **WATCHCASE**

D. 354,241 1/1995 Chudat D10/39

[75] Inventor: **Olivier C Coquerel**, Paris, France

[73] Assignee: **S. T. Dupont S.A.**, Paris, France

[**] Term: **14 Years**

[21] Appl. No.: **77,432**

[22] Filed: **Sep. 29, 1997**

[30] **Foreign Application Priority Data**

Apr. 3, 1997 [FR] France 971971

[51] **LOC (6) Cl.** **10-02**

[52] **U.S. Cl.** **D10/39**

[58] **Field of Search** D10/1-40, 122-132;
368/280-282, 276-277, 285

[56] **References Cited**

U.S. PATENT DOCUMENTS

- D. 327,653 7/1992 Versace D10/32
- D. 331,541 12/1992 Burgener D10/39
- D. 352,466 11/1994 Ventrella D10/32

OTHER PUBLICATIONS

Swiss Watch & Jewelry Journal -Feb. 1989, p. 468-Watch at left.

Jeweler's Circular-Keystone-Jul. 1987 p. 211 Watch at bottom left.

Primary Examiner-Nelson C. Holtje


[57] **CLAIM**

The ornamental design for a watchcase, as shown and described.

DESCRIPTION

FIG. 1 is a front view of the watchcase;
 FIG. 2 is a rear view thereof;
 FIG. 3 is a side view thereof (showing the winder);
 FIG. 4 is the opposite side view thereof;
 FIG. 5 is a side view thereof (where the bracelet should fit into the watchcase);
 FIG. 6 is the opposite side view thereof; and,
 FIG. 7 is a perspective view thereof.

1 Claim, 1 Drawing Sheet



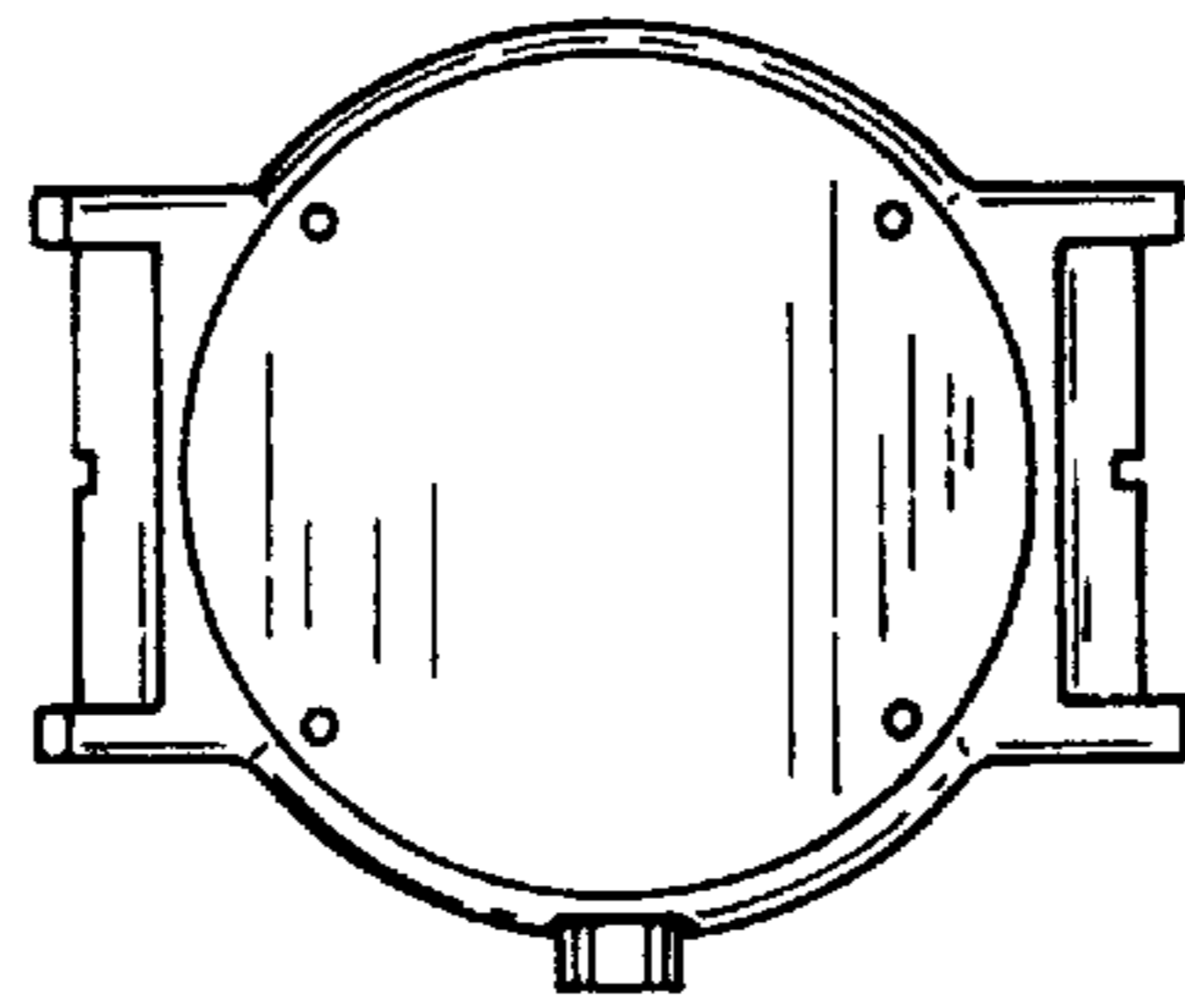


FIG. 2




FIG. 7



FIG. 3

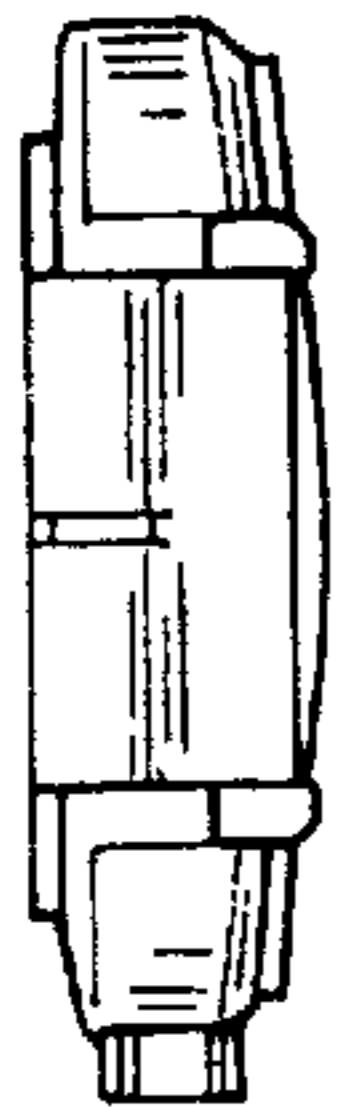


FIG. 5




FIG. 1



FIG. 6




FIG. 4