



US00D401503S

United States Patent [19] Domenget

[11] **Patent Number: Des. 401,503**

[45] **Date of Patent: **Nov. 24, 1998**

[54] **RECIPIENT FOR VETERINARY PRODUCTS TO TREAT FELINE PARASITES**

4,173,978 11/1979 Brown 206/820 X
5,503,885 4/1996 Anderson 206/438 X

[75] Inventor: **Herve Domenget**, Marcy L'Etoile, France

Primary Examiner—Ted Shooman
Assistant Examiner—Nanda Bondade
Attorney, Agent, or Firm—Larson & Taylor

[73] Assignee: **Merial**, Lyons, France

[57] **CLAIM**

[**] Term: **14 Years**

The ornamental design for a recipient for veterinary products to treat feline parasites, as shown and described.

[21] Appl. No.: **62,834**

[22] Filed: **Nov. 27, 1996**

DESCRIPTION

[30] **Foreign Application Priority Data**

May 28, 1996 [XH] Hague Agreement DM036513

FIG. 1 is a front perspective view of the recipient for veterinary products to treat feline parasites embodying my new design;

[51] **LOC (6) Cl.** **09-03**

FIG. 2 is a front elevational view of the recipient for veterinary products to treat feline parasites of FIG. 1;

[52] **U.S. Cl.** **D9/345; D9/341**

FIG. 3 is a left side elevational view of the recipient for veterinary products to treat feline parasites of FIG. 1;

[58] **Field of Search** D9/341, 347, 348, D9/415; D24/226, 229; 206/438, 484, 531, 532, 534.1, 535, 538, 820

FIG. 4 is a top plan view of the recipient for veterinary products to treat feline parasites of FIG. 1;

[56] **References Cited**

FIG. 5 is a rear elevational view of the recipient for veterinary products to treat feline parasites of FIG. 1;

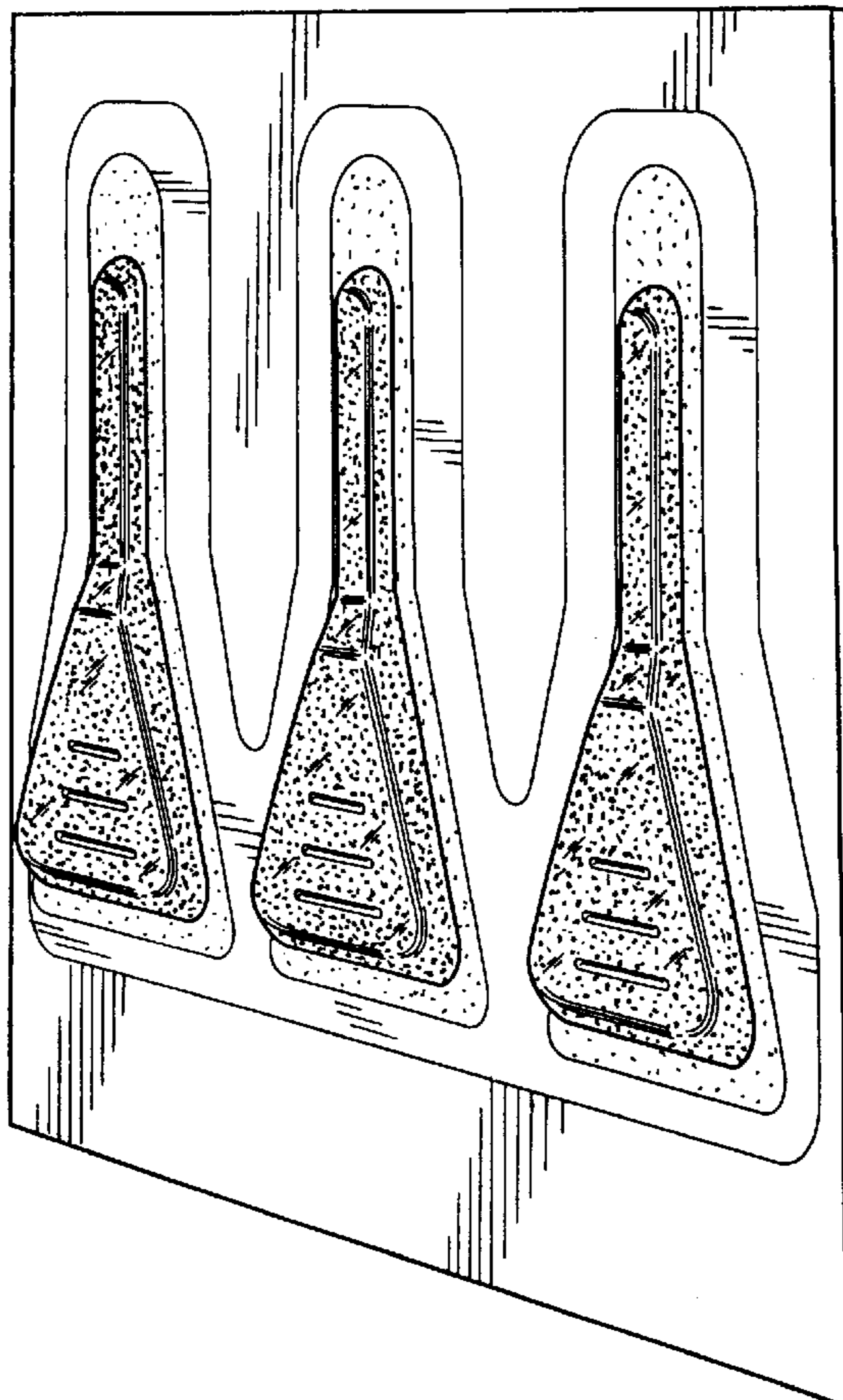
U.S. PATENT DOCUMENTS

D. 290,584 6/1987 Lotterer D9/415 X
D. 310,641 9/1990 Miller et al. D9/314 X
D. 330,331 10/1992 Hsiao D9/341 X
3,862,684 1/1975 Schmitt 206/820 X
3,913,734 10/1975 Siegel 206/484 X

FIG. 6 is a bottom plan view of the recipient for veterinary products to treat feline parasites of FIG. 1; and,

FIG. 7 is a right side elevational view of the recipient for veterinary products to treat feline parasites of FIG. 1.

1 Claim, 3 Drawing Sheets



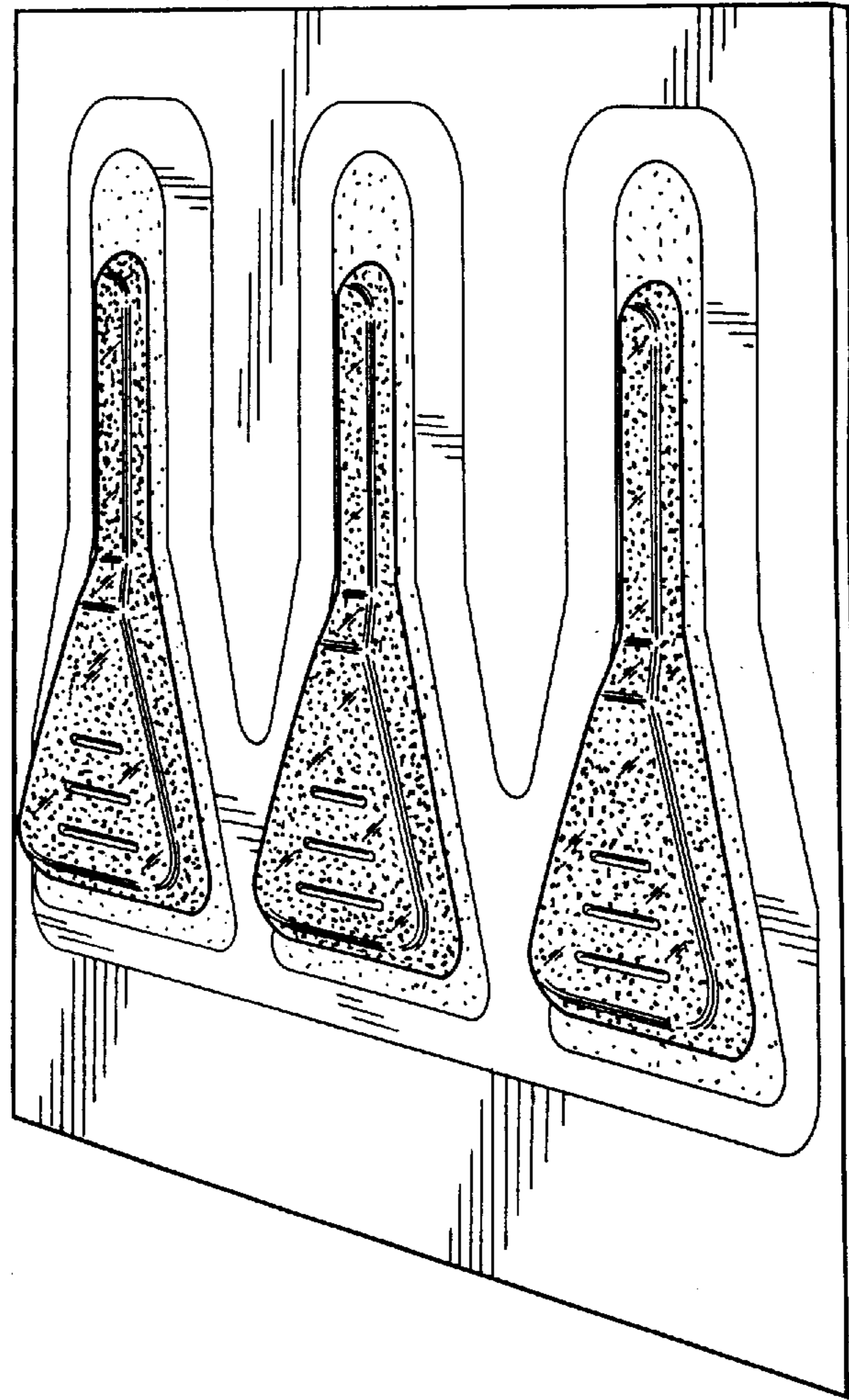


FIG. 1

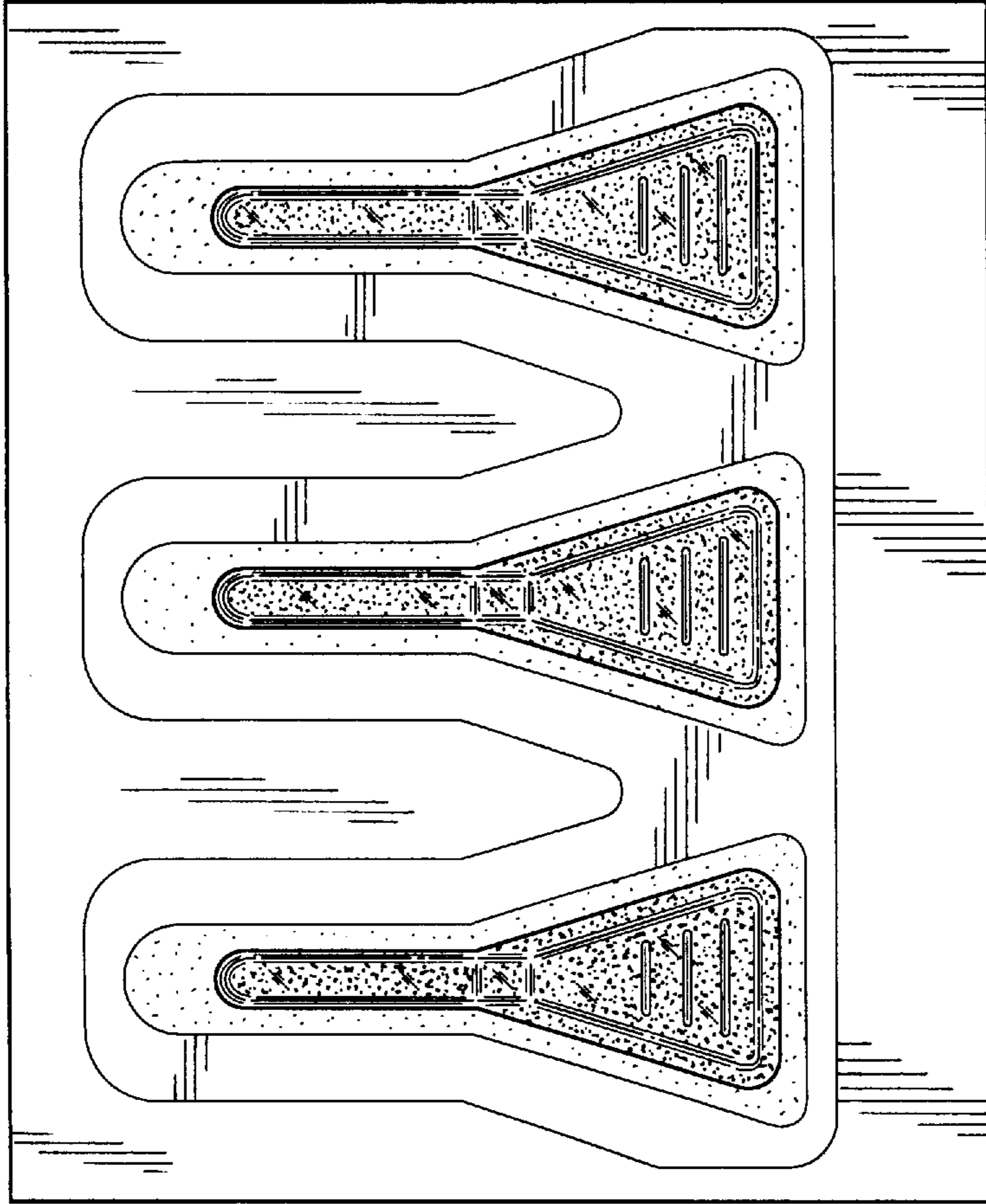


FIG. 2



FIG. 3



FIG. 4

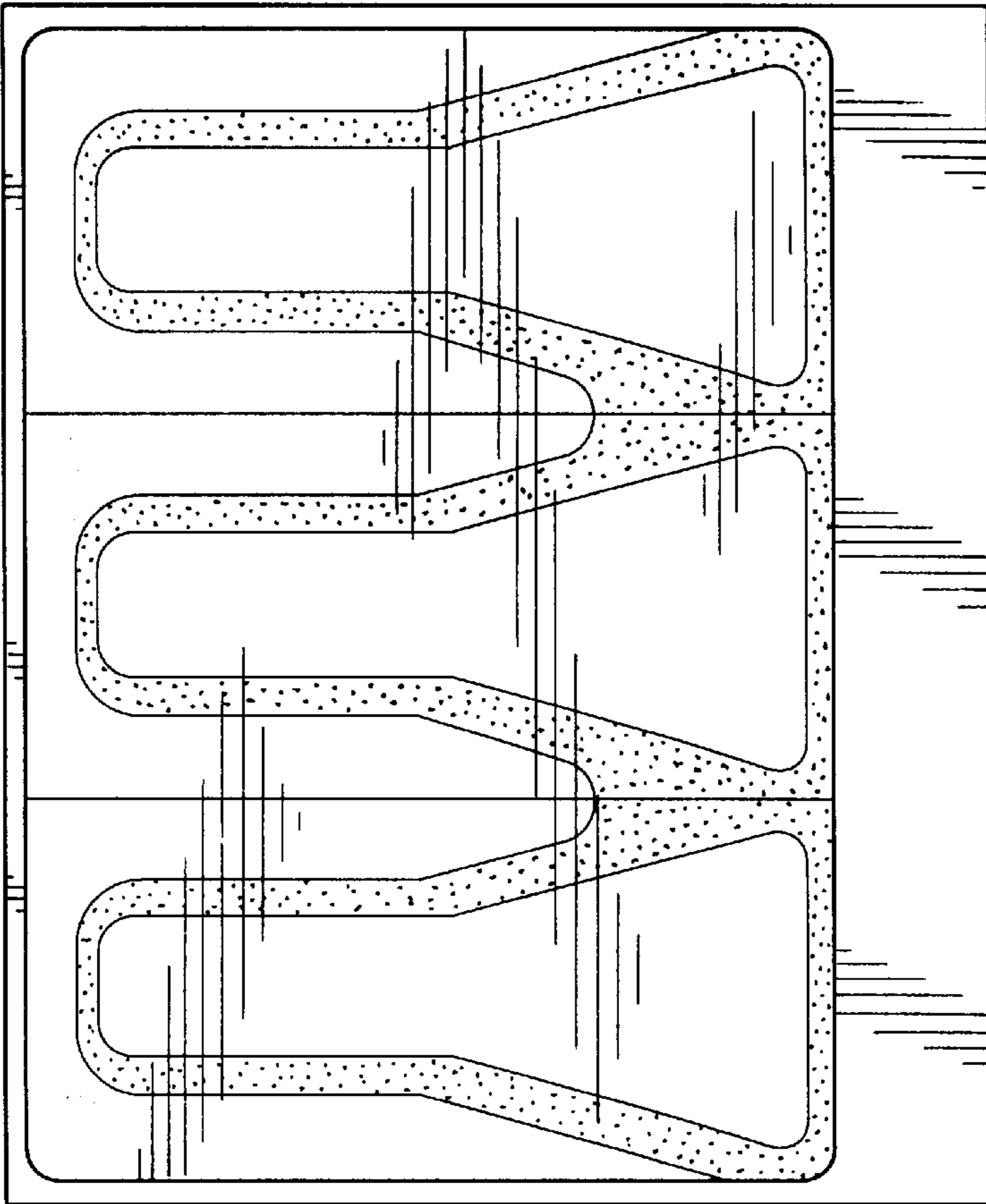


FIG. 5



FIG. 7



FIG. 6