



US00D401497S

**United States Patent** [19]  
**Terrell**

[11] **Patent Number: Des. 401,497**

[45] **Date of Patent: \*\*Nov. 24, 1998**

[54] **SPEED RUN CONDUIT SUPPORT**

[76] Inventor: **Dennis Terrell**, 7122 Acre Estates,  
Toccoa, Ga. 30577

[\*\*] Term: **14 Years**

[21] Appl. No.: **73,641**

[22] Filed: **Jul. 12, 1997**

[51] **LOC (6) Cl.** ..... **08-05**

[52] **U.S. Cl.** ..... **D8/356**

[58] **Field of Search** ..... D8/349, 354, 356;  
D13/155; 248/300, 200, 201, 56-59, 62,  
74.1-74.4, 68.1, 49; 174/68.3

[56] **References Cited**

**U.S. PATENT DOCUMENTS**

1,590,569 6/1926 Fisk ..... 439/17

3,791,613 2/1974 Nollen ..... 248/49  
4,301,767 11/1981 Willinger et al. .... 248/214 X  
5,304,736 4/1994 Halfacre ..... 174/48

*Primary Examiner*—Holly Baynham

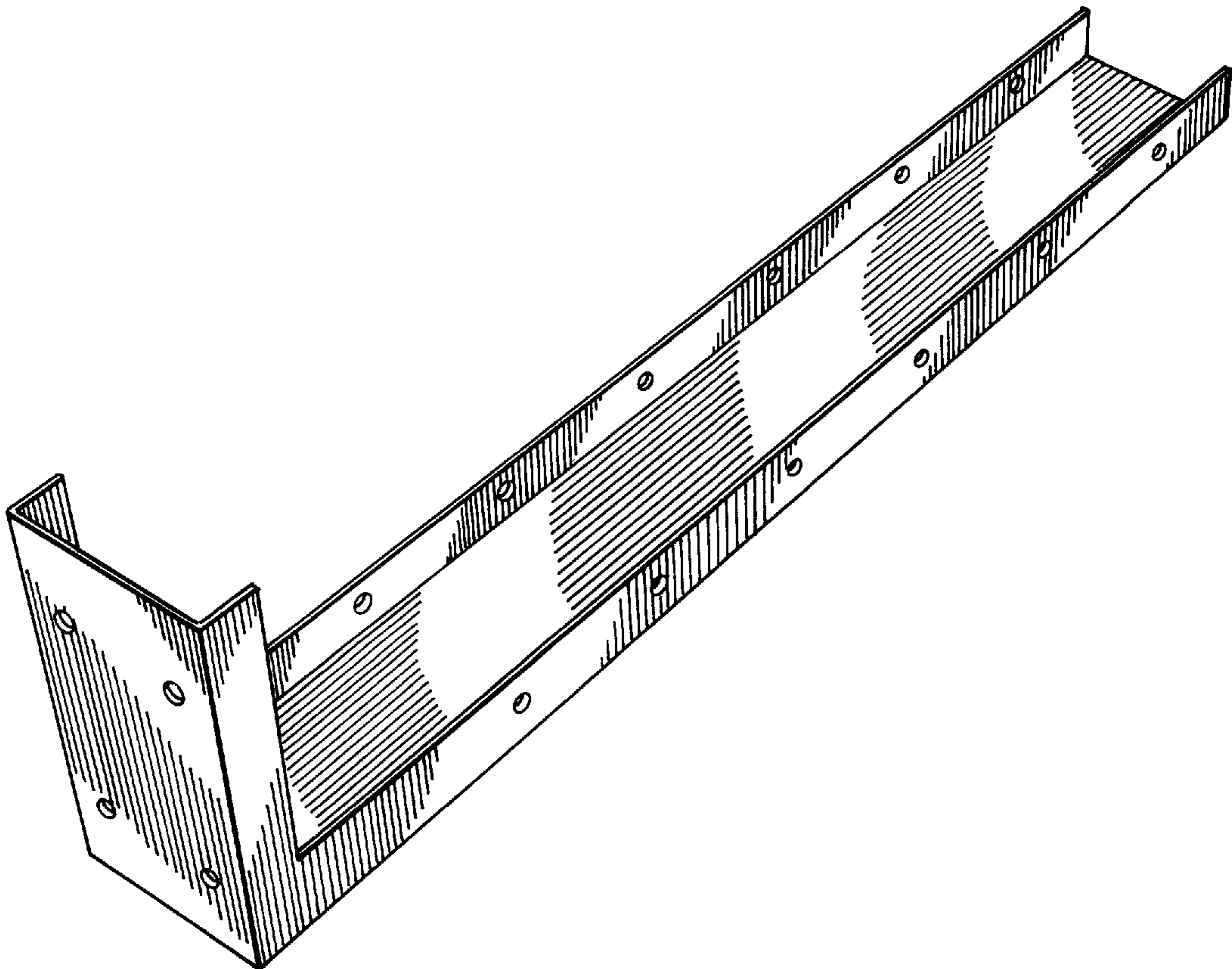
[57] **CLAIM**


The ornamental design for a speed run conduit support, as shown.

**DESCRIPTION**

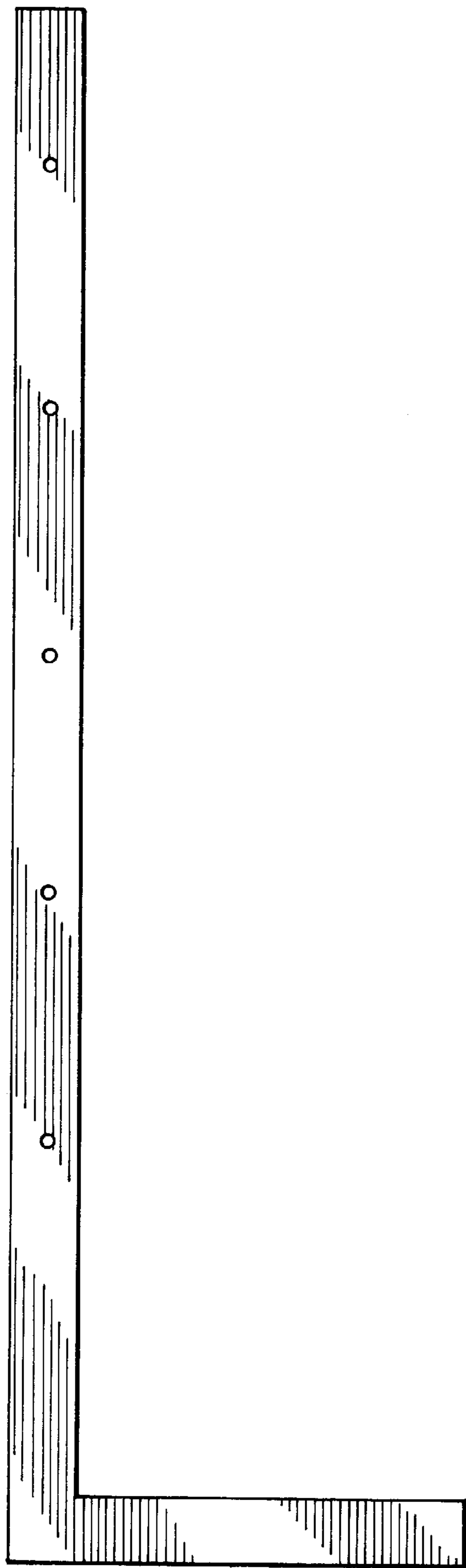
FIG. 1 is a front view;  
FIG. 2 is a right side view;  
FIG. 3 is a left side view;  
FIG. 4 is a rear view;  
FIG. 5 is a bottom view;  
FIG. 6 is a top view; and,  
FIG. 7 is a reduced scale front left perspective view.

**1 Claim, 3 Drawing Sheets**

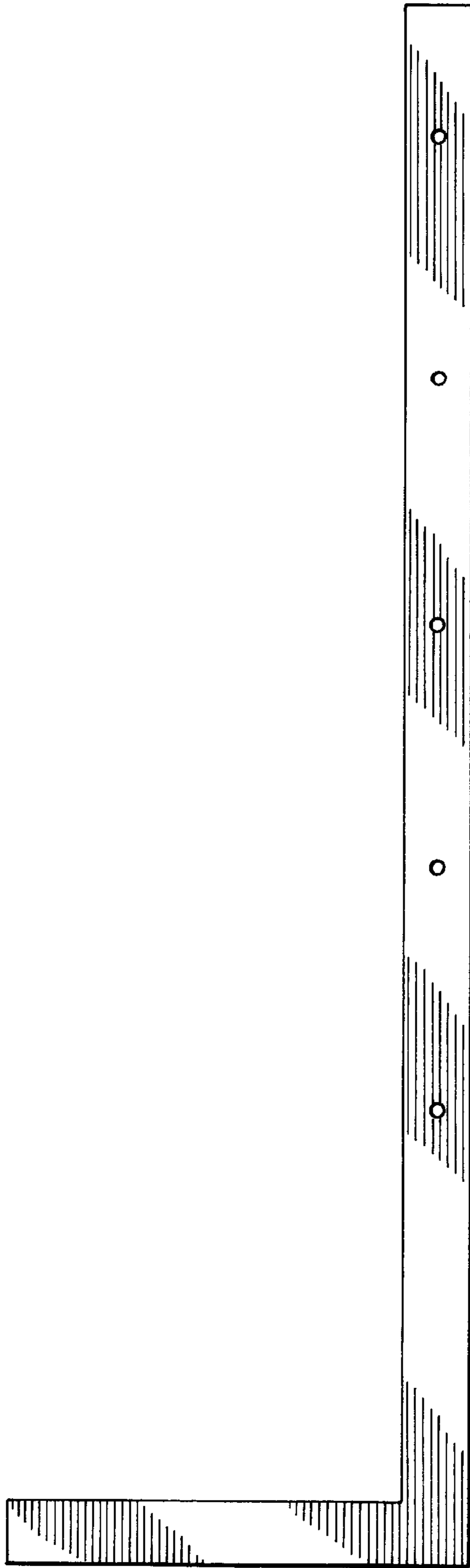





*Fig. 1*




*Fig. 2*



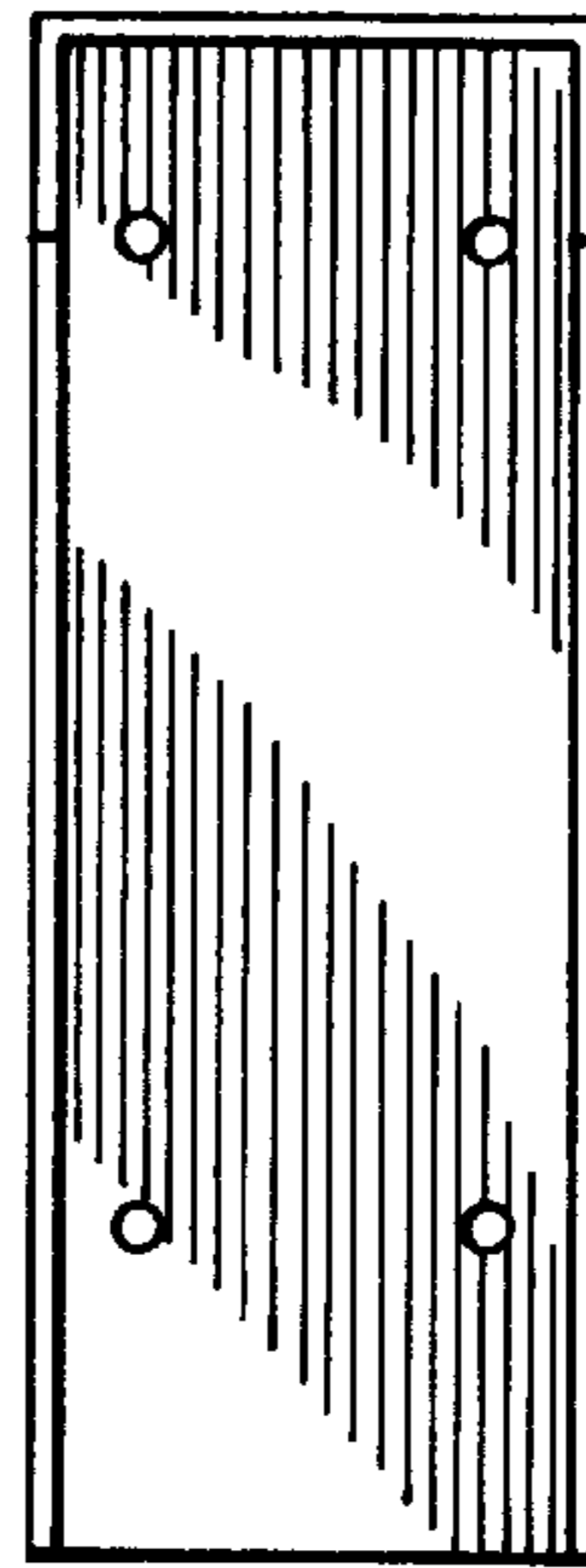
*Fig. 3*



*Fig. 4*



*Fig. 5*



*Fig. 6*

*Fig. 7*

