



US00D401482S

# United States Patent [19] De Are

[11] **Patent Number: Des. 401,482**

[45] **Date of Patent: \*\*Nov. 24, 1998**

[54] **COOKIE STAMP**

[75] Inventor: **David W. De Are**, Glen Ellyn, Ill.

[73] Assignee: **Wilton Industries, Inc.**, Woodridge, Ill.

[\*\*] Term: **14 Years**

[21] Appl. No.: **67,674**

[22] Filed: **Mar. 7, 1997**

[51] **LOC (6) Cl. .... 07-04**

[52] **U.S. Cl. .... D7/677**

[58] **Field of Search ..... D7/672, 675-677;  
D18/15, 16; 30/314, 315**

[56] **References Cited**

**U.S. PATENT DOCUMENTS**

|            |         |                   |       |          |
|------------|---------|-------------------|-------|----------|
| D. 27,782  | 10/1897 | Dickinson         | ..... | D7/677   |
| D. 284,014 | 5/1986  | Iwasaki et al.    | ..... | D18/15   |
| 2,008,725  | 7/1935  | Parker            | ..... | D7/672 X |
| 2,779,097  | 1/1957  | Frazier           | ..... | D7/672 X |
| 4,029,012  | 6/1977  | Smith, III et al. | ..... | D18/15 X |

**OTHER PUBLICATIONS**

Three sheets of photocopies of cookie stamp designs, undated.

*Primary Examiner*—Terry A. Wallace  
*Attorney, Agent, or Firm*—Rudnick & Wolfe

[57] **CLAIM**

The ornamental design for a cookie stamp, as shown and described.

**DESCRIPTION**

FIG. 1 is a perspective view of a cookie stamp showing my new design;

FIG. 2 is a side elevational view thereof, the front and rear views being identical;

FIG. 3 is a top plan view thereof; and,

FIG. 4 is a bottom plan view thereof.

The broken lines are illustrative purposes only and form no part of the claimed design.

**1 Claim, 1 Drawing Sheet**

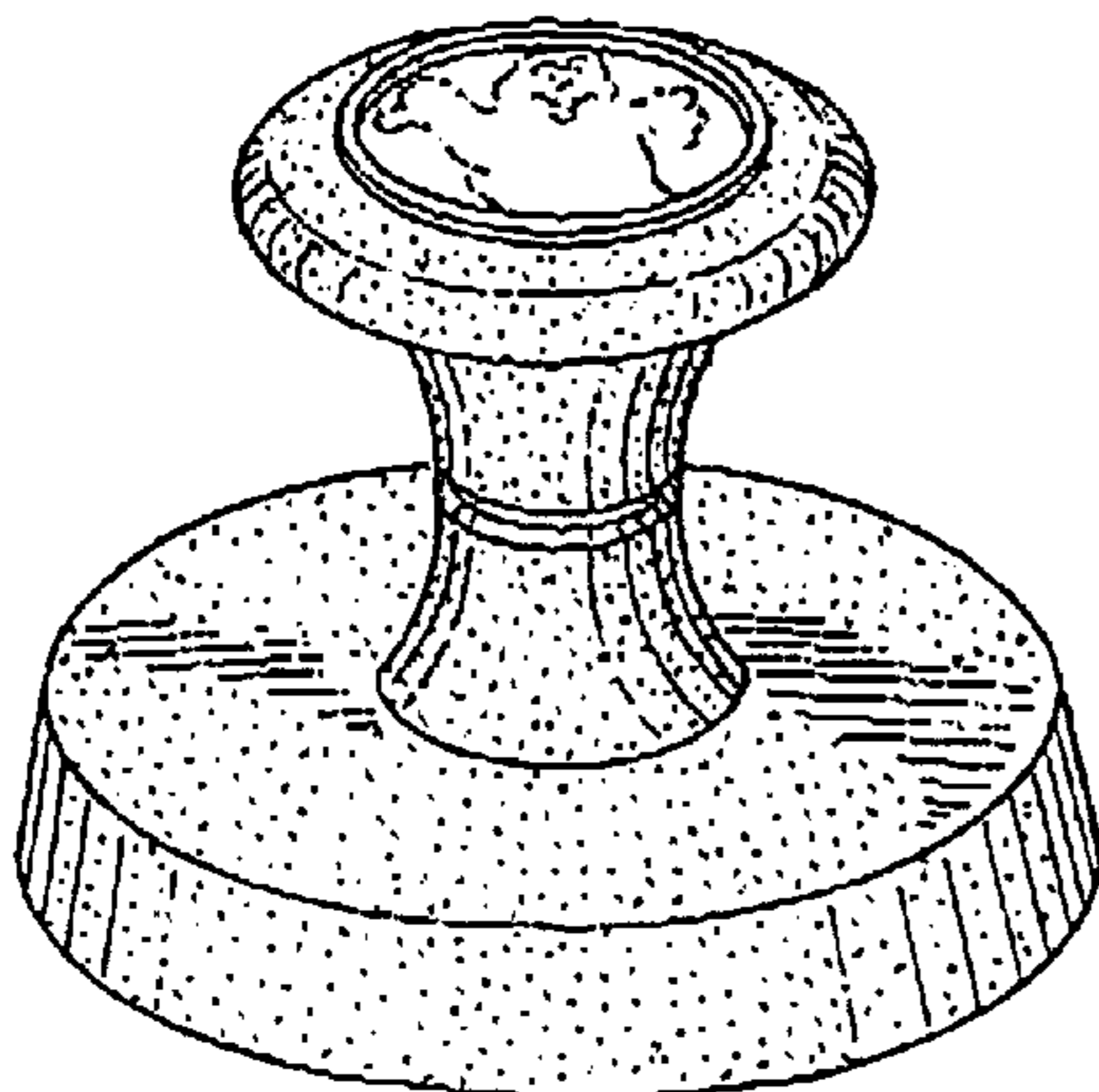


FIG. 1

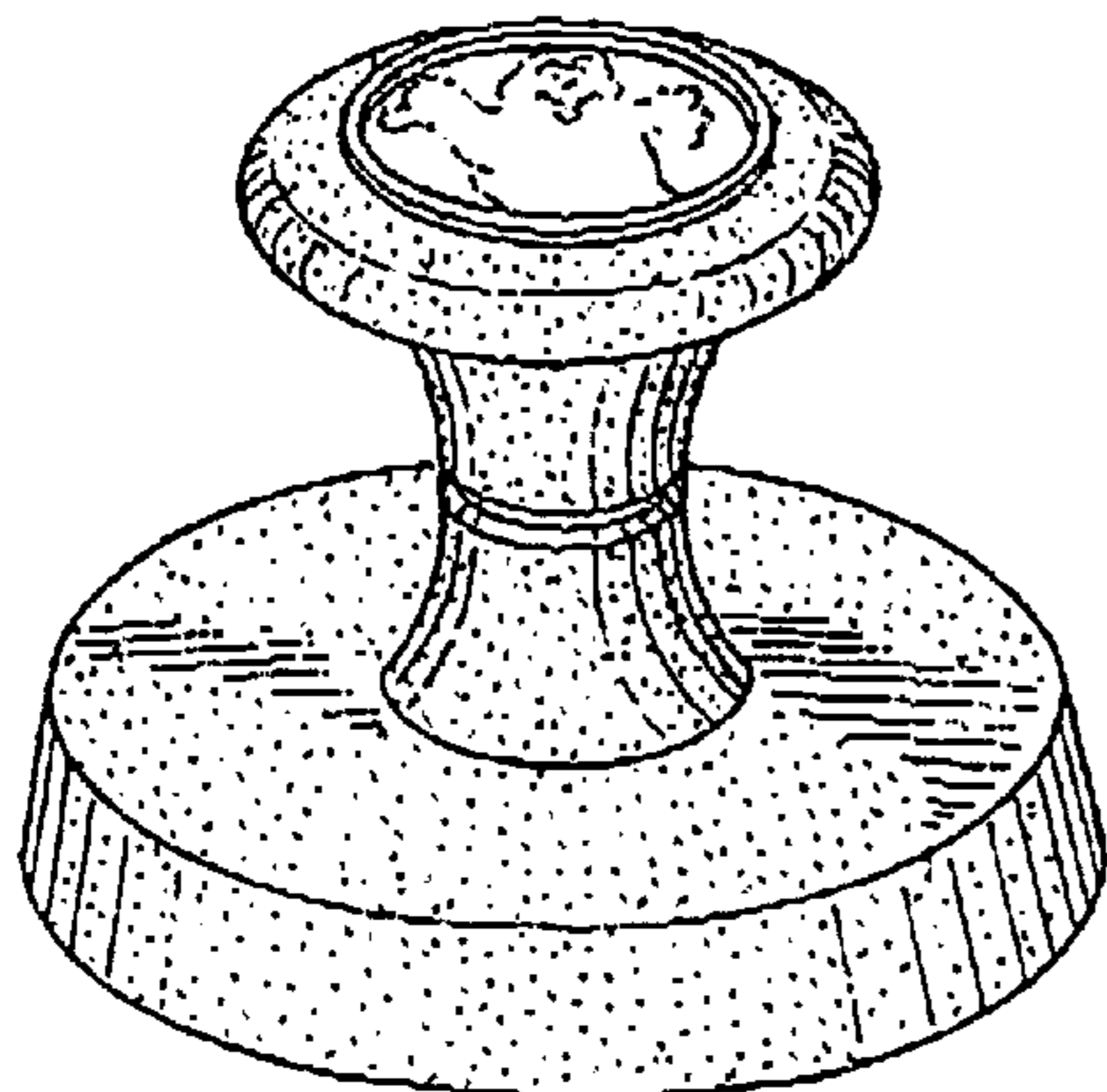


FIG. 2

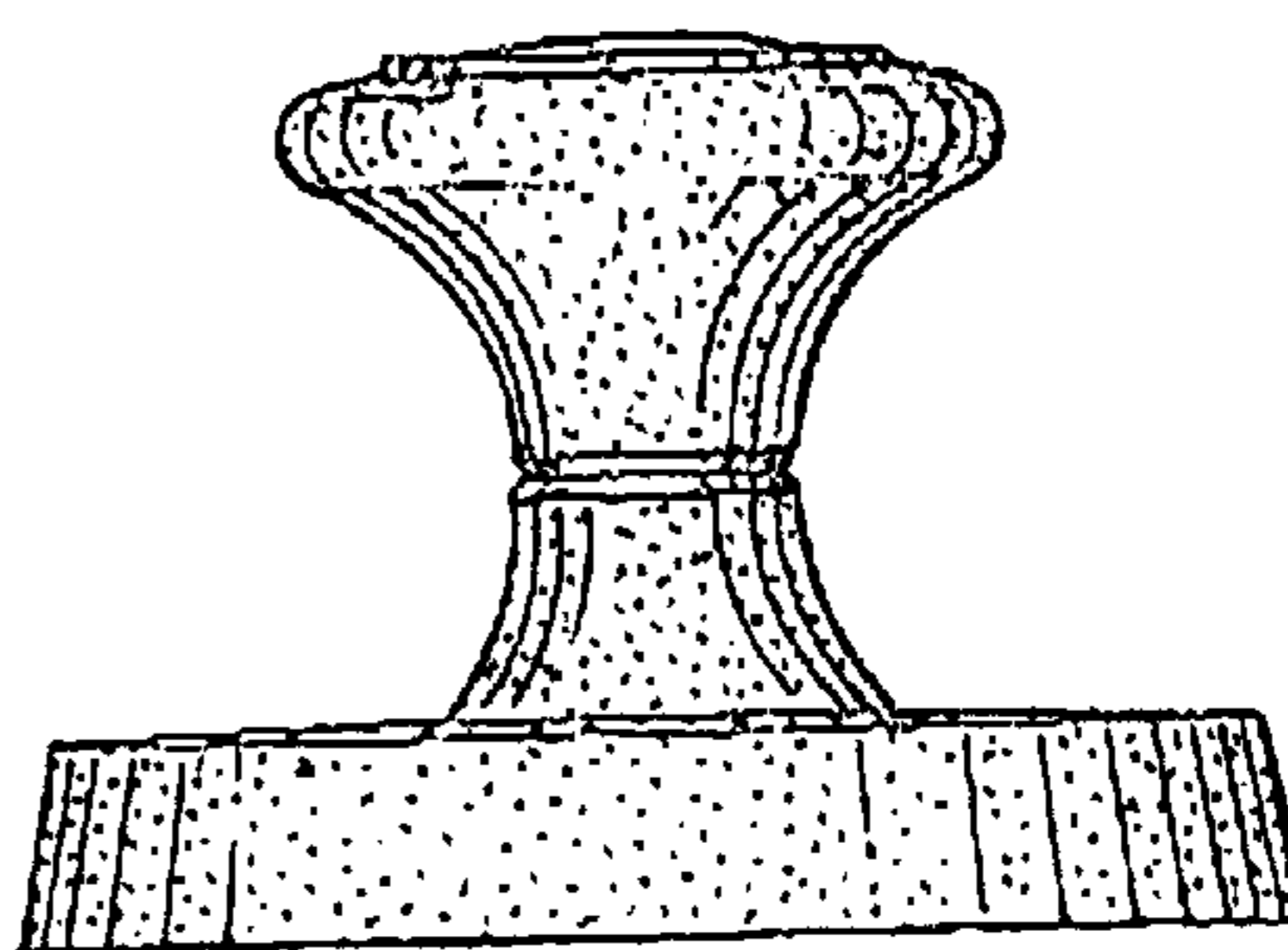


FIG. 3

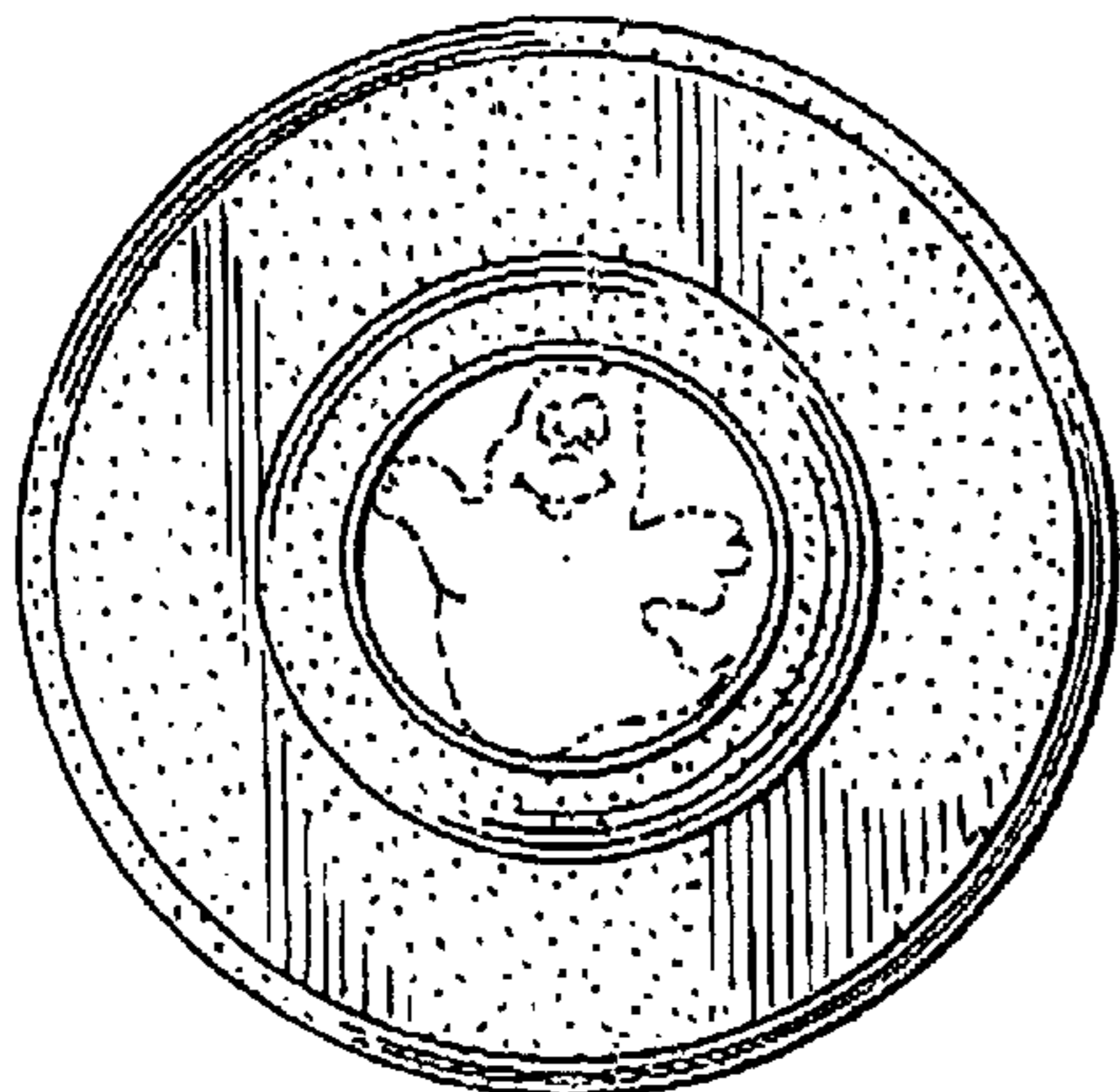


FIG. 4

