

US00D401476S

United States Patent [19]

Henry et al.

[11] Patent Number: **Des. 401,476**

[45] Date of Patent: ****Nov. 24, 1998**

[54] **BULK BIN ASSEMBLY**

[75] Inventors: **Eric Francis Henry**, Rutherford;
Tatsuo Rushing, Ringwood, both of
N.J.

[73] Assignee: **The Procter & Gamble Company**,
Cincinnati, Ohio

[**] Term: **14 Years**

[21] Appl. No.: **77,223**

[22] Filed: **Sep. 29, 1997**

[51] **LOC (6) Cl.** **07-01**

[52] **U.S. Cl.** **D7/589; D6/515**

[58] **Field of Search** **D7/300, 589; D6/512,**
D6/542, 545, 515; D20/1, 3, 7; 222/173,
181.1, 185.1

5,197,610 3/1993 Bustos 211/59.2
 5,236,344 8/1993 Baron 248/222.2
 5,328,082 7/1994 Fritz et al. 229/122.1
 5,361,937 11/1994 Wiese 221/189
 5,673,823 10/1997 Hanks et al. 222/185.1

FOREIGN PATENT DOCUMENTS

2591201 6/1987 France B65D 83/06
 WO 96/06013 2/1996 WIPO .
 WO 96/33128 10/1996 WIPO B67D 5/08

Primary Examiner—Terry A. Wallace
Attorney, Agent, or Firm—Rodney M. Young

[57] CLAIM

The ornamental design for a bulk bin assembly, as shown and described.

DESCRIPTION

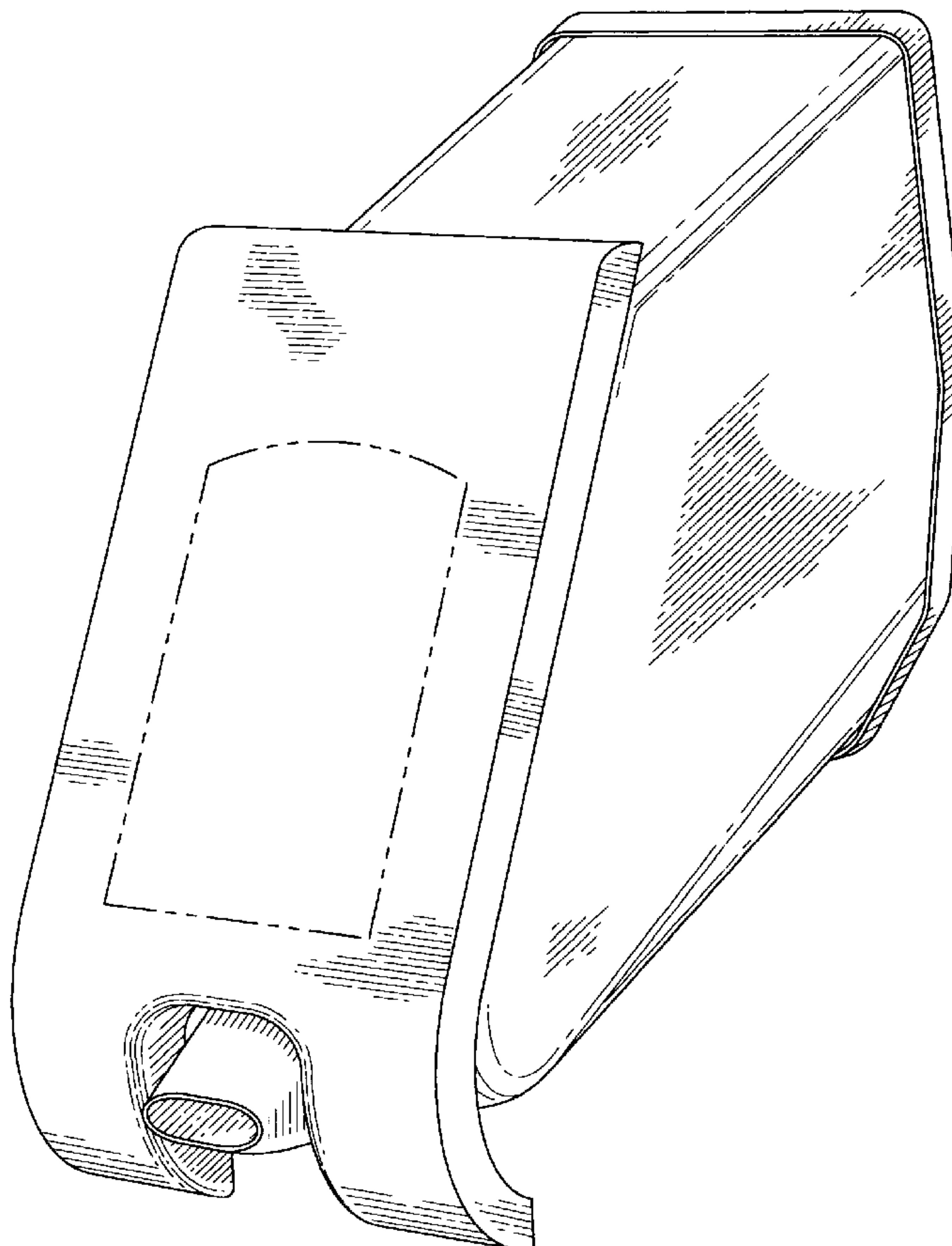
FIG. 1 is a perspective view of a bulk bin assembly, embodying our new design;
 FIG. 2 is a rear elevational view thereof;
 FIG. 3 is a bottom view thereof;
 FIG. 4 is a side elevational view thereof, the opposite side elevational view being a mirror image thereof;
 FIG. 5 is a top view thereof; and,
 FIG. 6 is a front elevational view thereof.
 The broken lines shown in the figures are for illustrative purposes only, and form no part of the claimed invention.

[56] **References Cited**

U.S. PATENT DOCUMENTS

D. 286,728	11/1986	Elmore .	
D. 295,590	5/1988	Merl et al.	D6/408
D. 309,402	7/1990	Morrow	D7/589
D. 328,007	7/1992	Mondry et al.	D7/589
D. 335,242	5/1993	Saunders	D7/589
D. 345,283	3/1994	Papanicholas	D7/589
D. 379,884	6/1997	Eastman	D6/472
4,176,767	12/1979	Frache, IV	222/243
4,522,306	6/1985	Silver	211/49.1

1 Claim, 2 Drawing Sheets



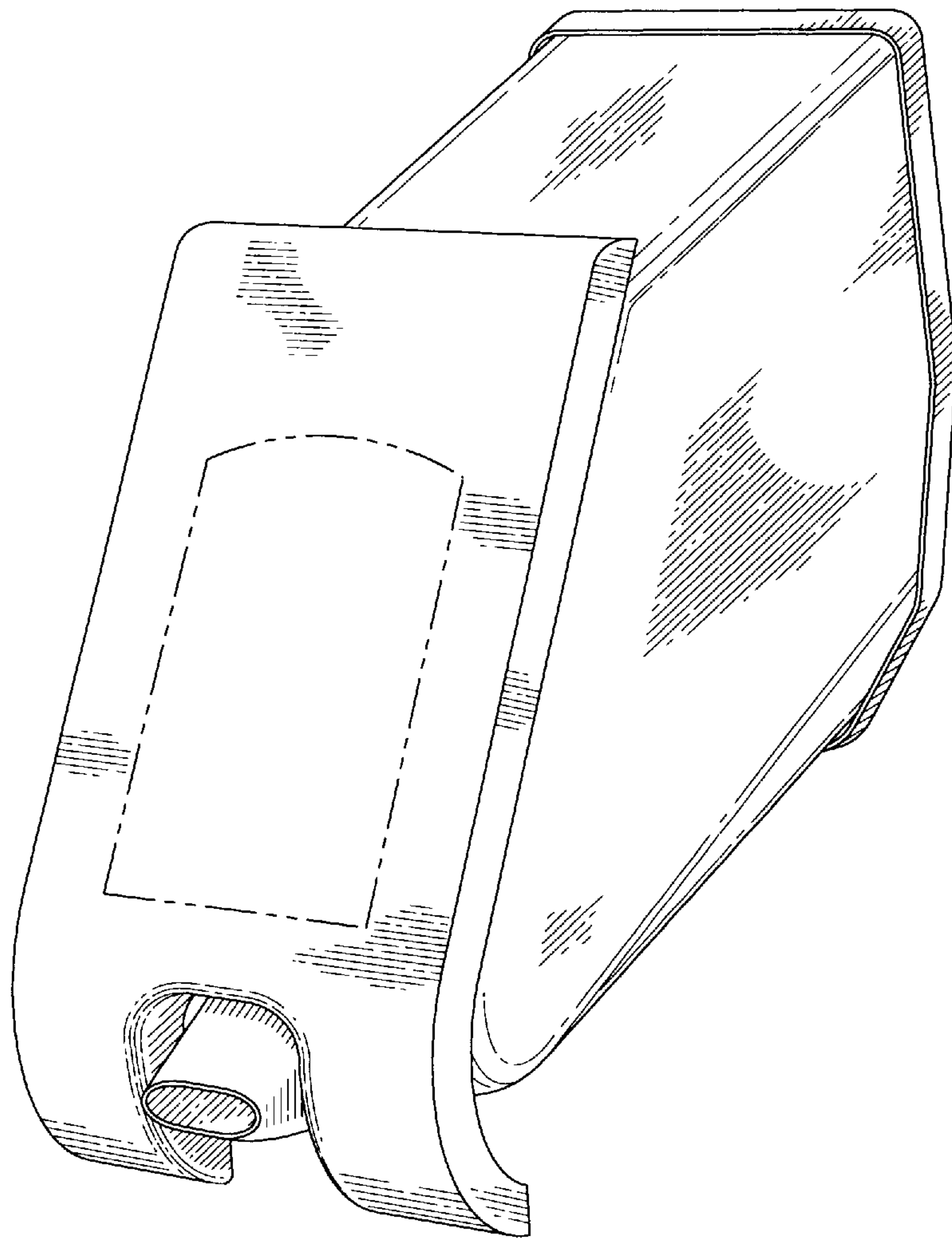


Fig. 1

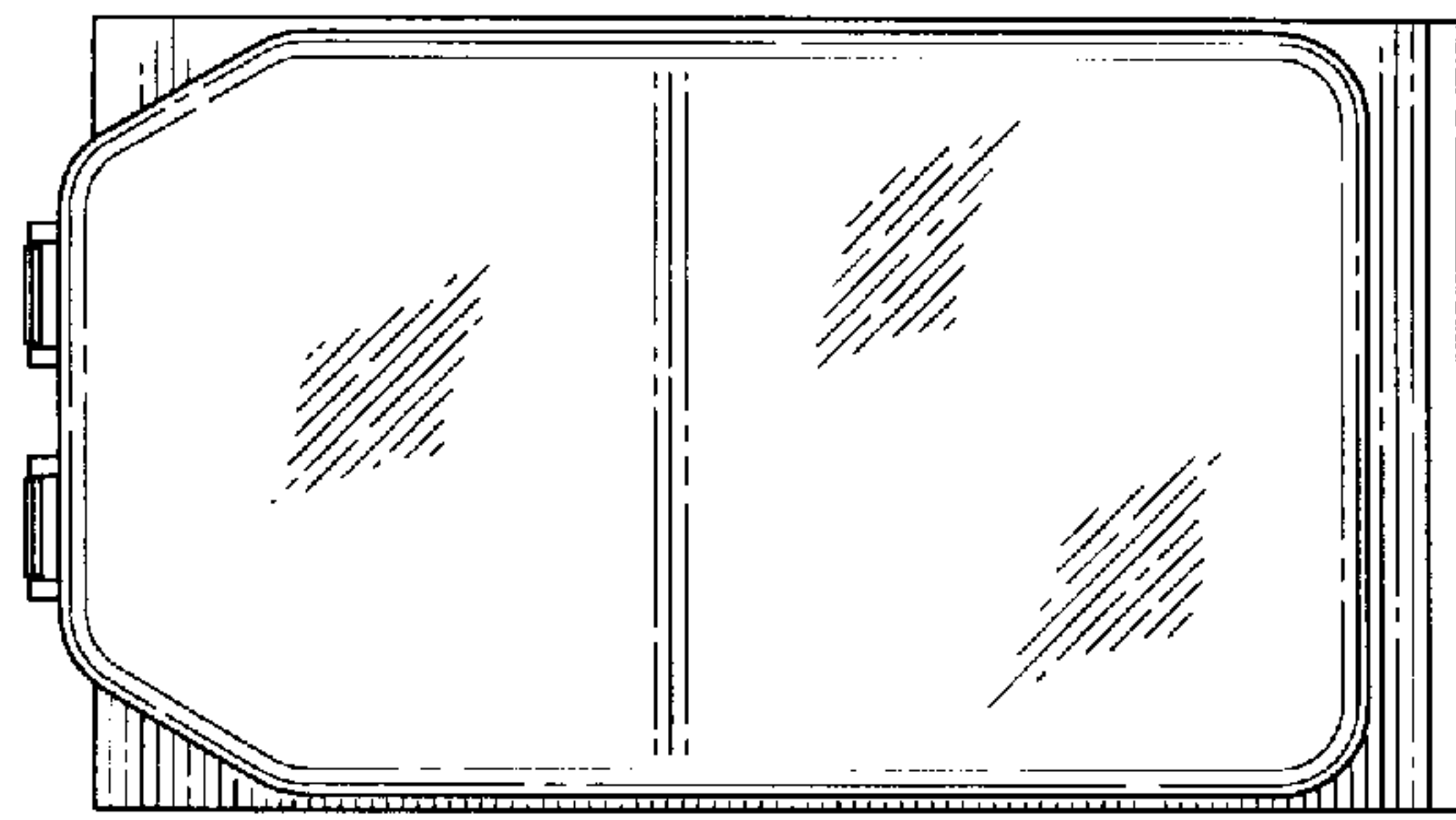


Fig. 2

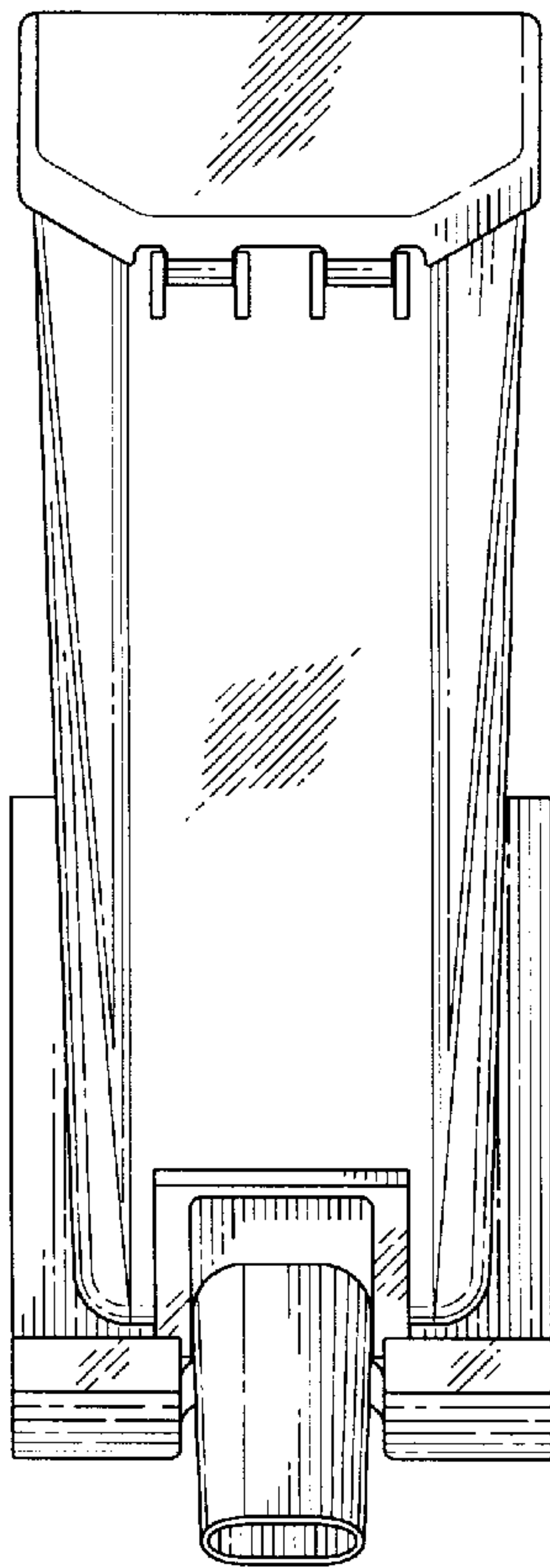


Fig. 3

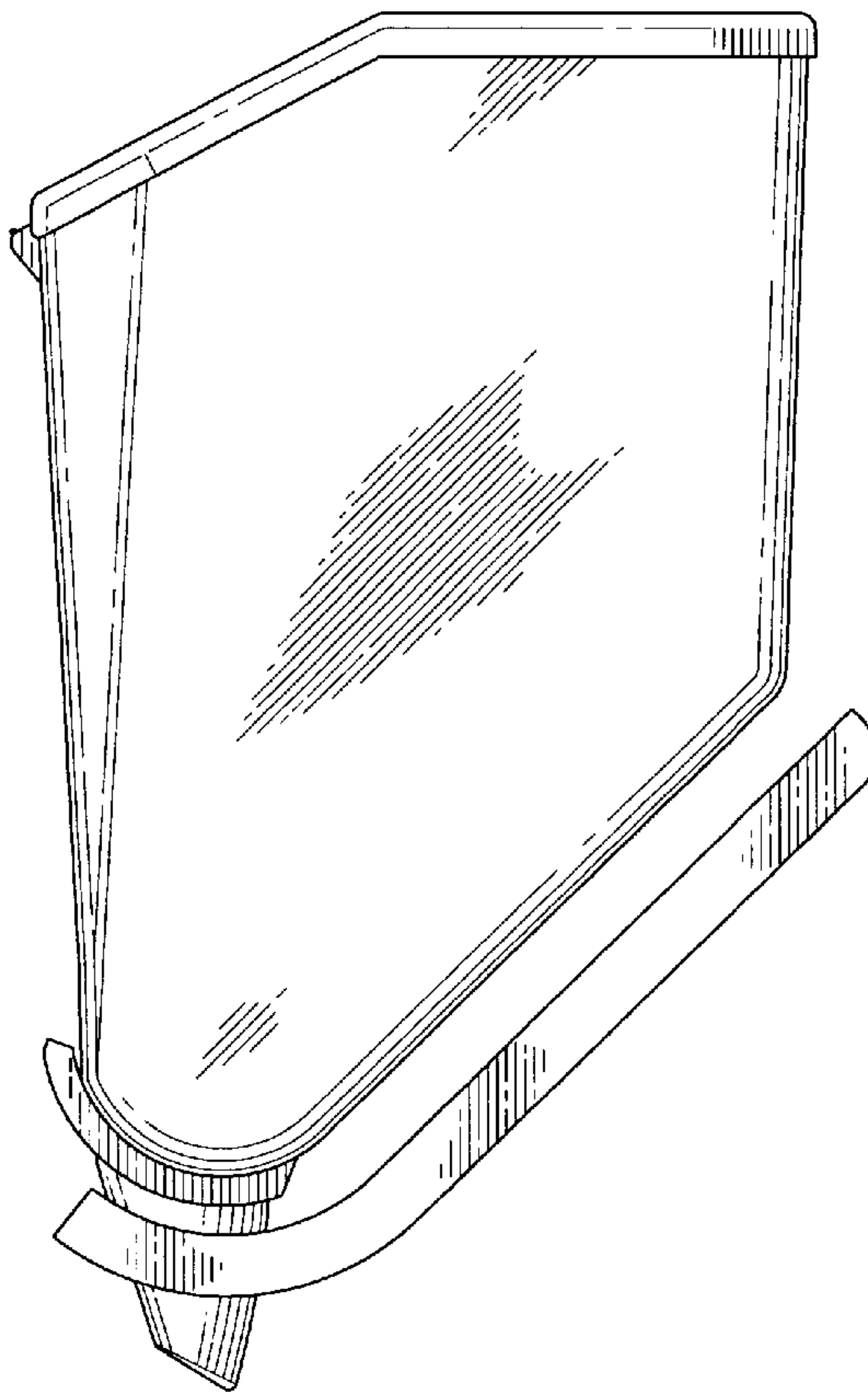


Fig. 4




Fig. 5

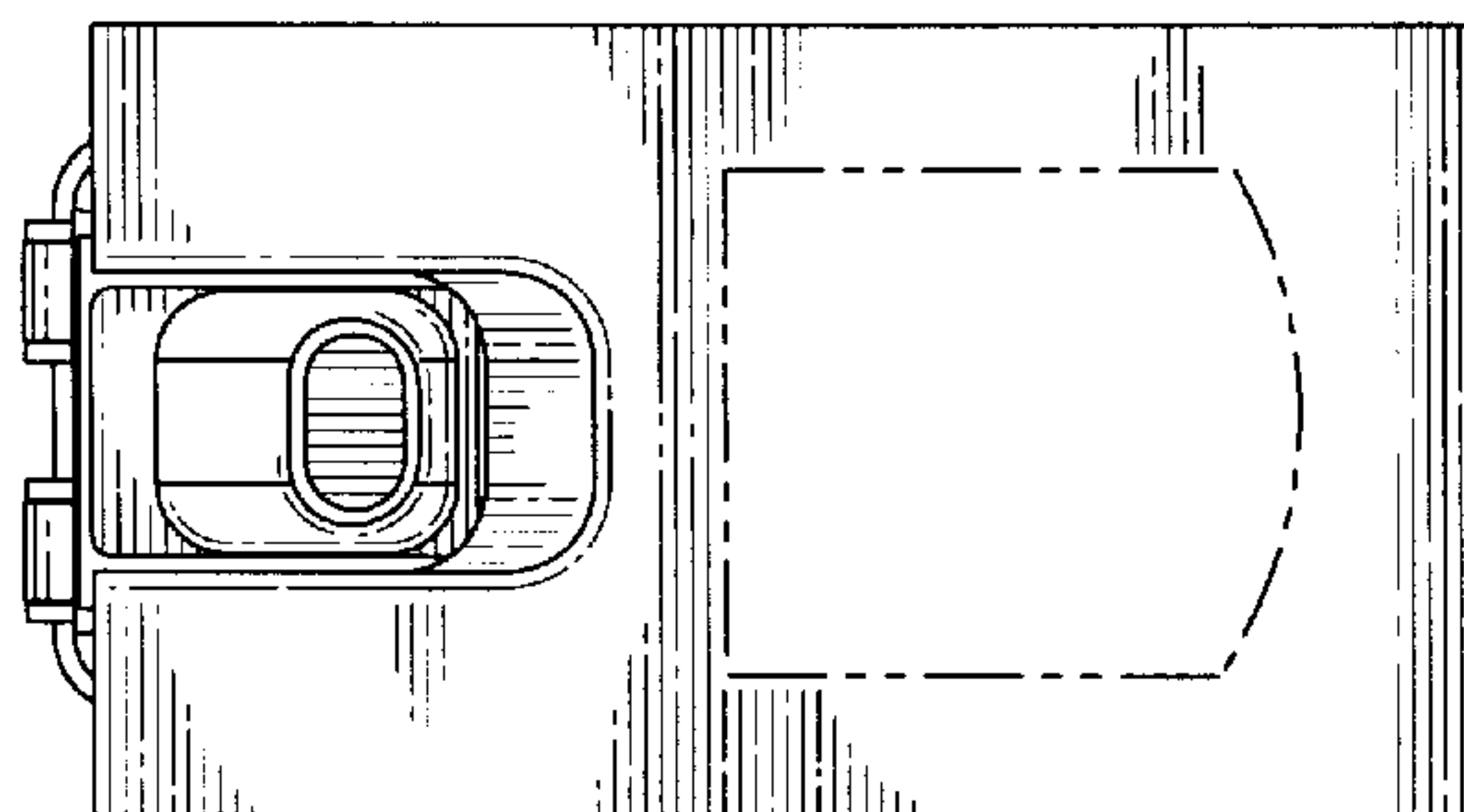


Fig. 6