



US00D401466S

United States Patent [19] Joergensen

[11] Patent Number: **Des. 401,466**

[45] Date of Patent: ****Nov. 24, 1998**

[54] **CAPPUCCINO MAKER**

[75] Inventor: **Carsten Joergensen**, Kriens, Switzerland

[73] Assignee: **PI-Design AG**, Triengen, Switzerland

[**] Term: **14 Years**

[21] Appl. No.: **69,040**

[22] Filed: **Apr. 22, 1997**

[30] **Foreign Application Priority Data**

Oct. 23, 1996 [DK] Denmark 1010/96

[51] **LOC (6) Cl.** **07-01**

[52] **U.S. Cl.** **D7/318; D7/317**

[58] **Field of Search** D7/300, 312, 316, D7/317, 318, 319, 321, 322, 305, 326; 220/475, 756; 222/472

[56] **References Cited**

U.S. PATENT DOCUMENTS

D. 222,099 9/1971 Aries D7/318
D. 343,333 1/1994 Joergensen D7/317

D. 343,760 2/1994 Lin D7/318
D. 377,132 1/1997 Joergensen D7/318
D. 386,351 11/1997 Joergensen D7/319
D. 388,275 12/1997 Joergensen D7/319
1,935,969 11/1933 Witherspoon 222/472

Primary Examiner—M. N. Pandozzi
Attorney, Agent, or Firm—Gary M. Nath; Nath & Associates


[57] **CLAIM**

The ornamental design for a cappuccino maker, as shown and described.

DESCRIPTION

FIG. 1 is an oblique perspective view of the cappuccino maker; FIG. 2 is a right side view of the cappuccino maker, as shown in FIG. 1; FIG. 3 is a left side view of the cappuccino maker; FIG. 4 is a front elevational view of the cappuccino maker; FIG. 5 is a back elevational view of the cappuccino maker; FIG. 6 is a top view of the cappuccino maker; and, FIG. 7 is a bottom view of the cappuccino maker.

1 Claim, 7 Drawing Sheets






FIG. 1




FIG. 2




FIG. 3

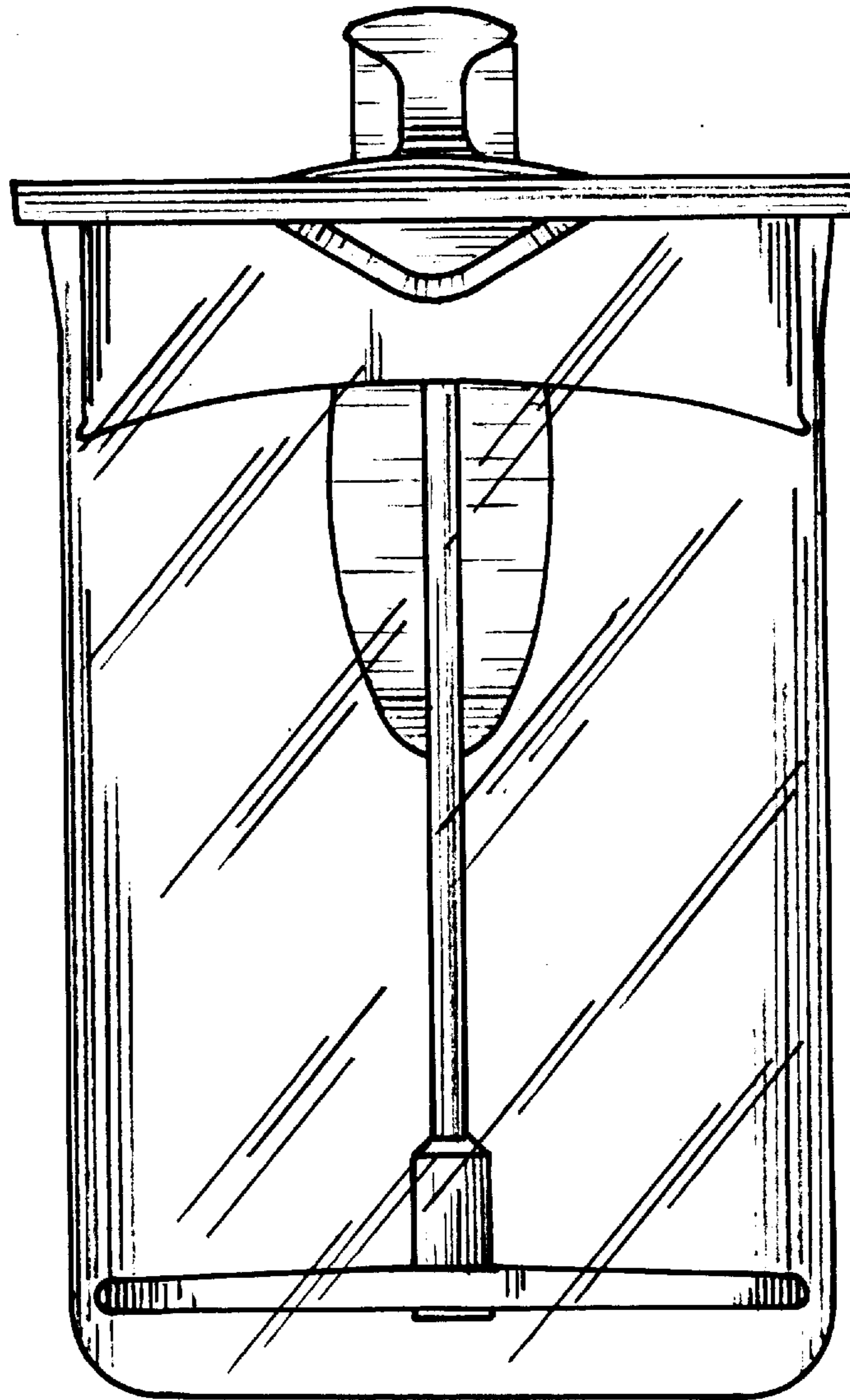


FIG. 4

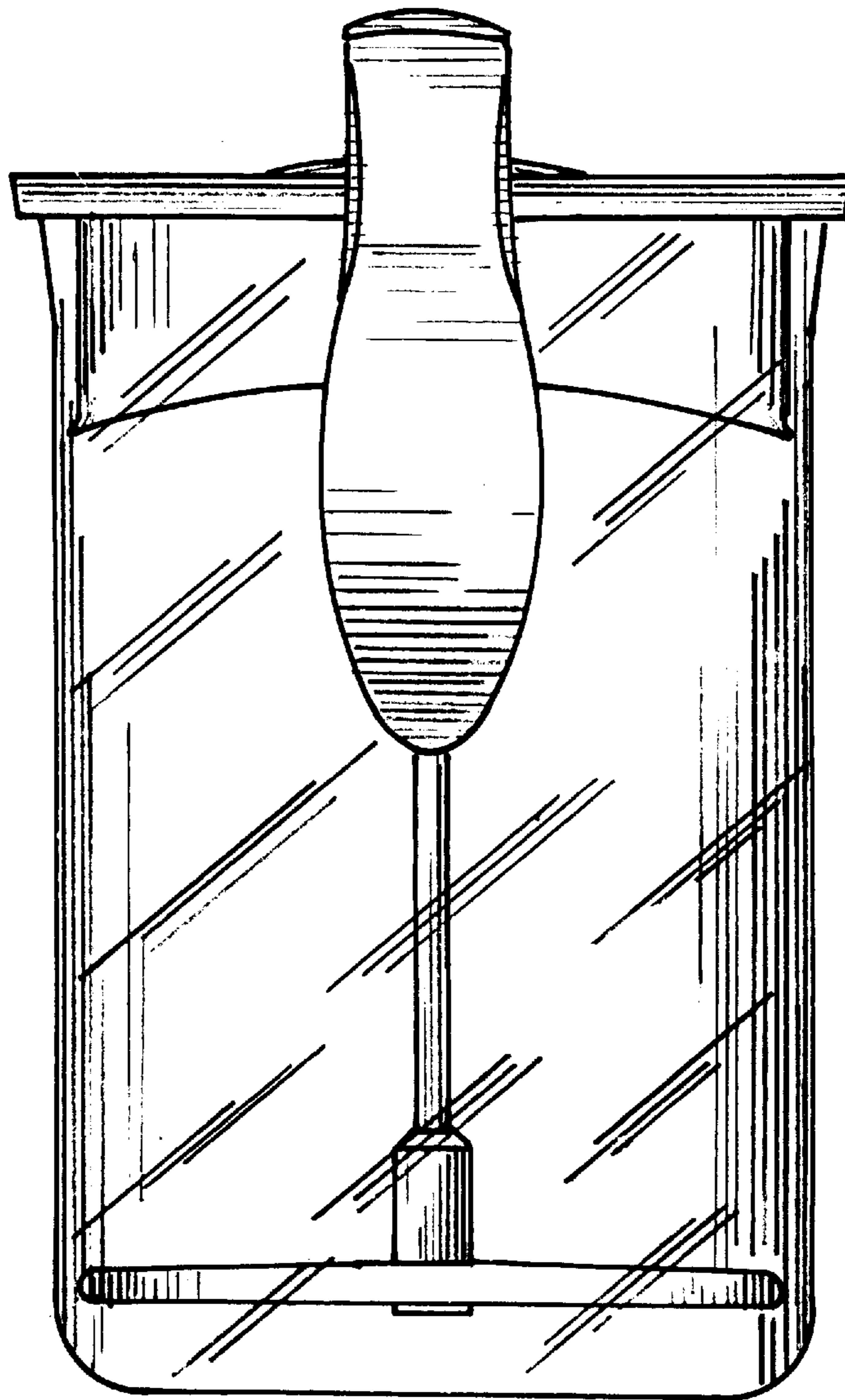


FIG. 5

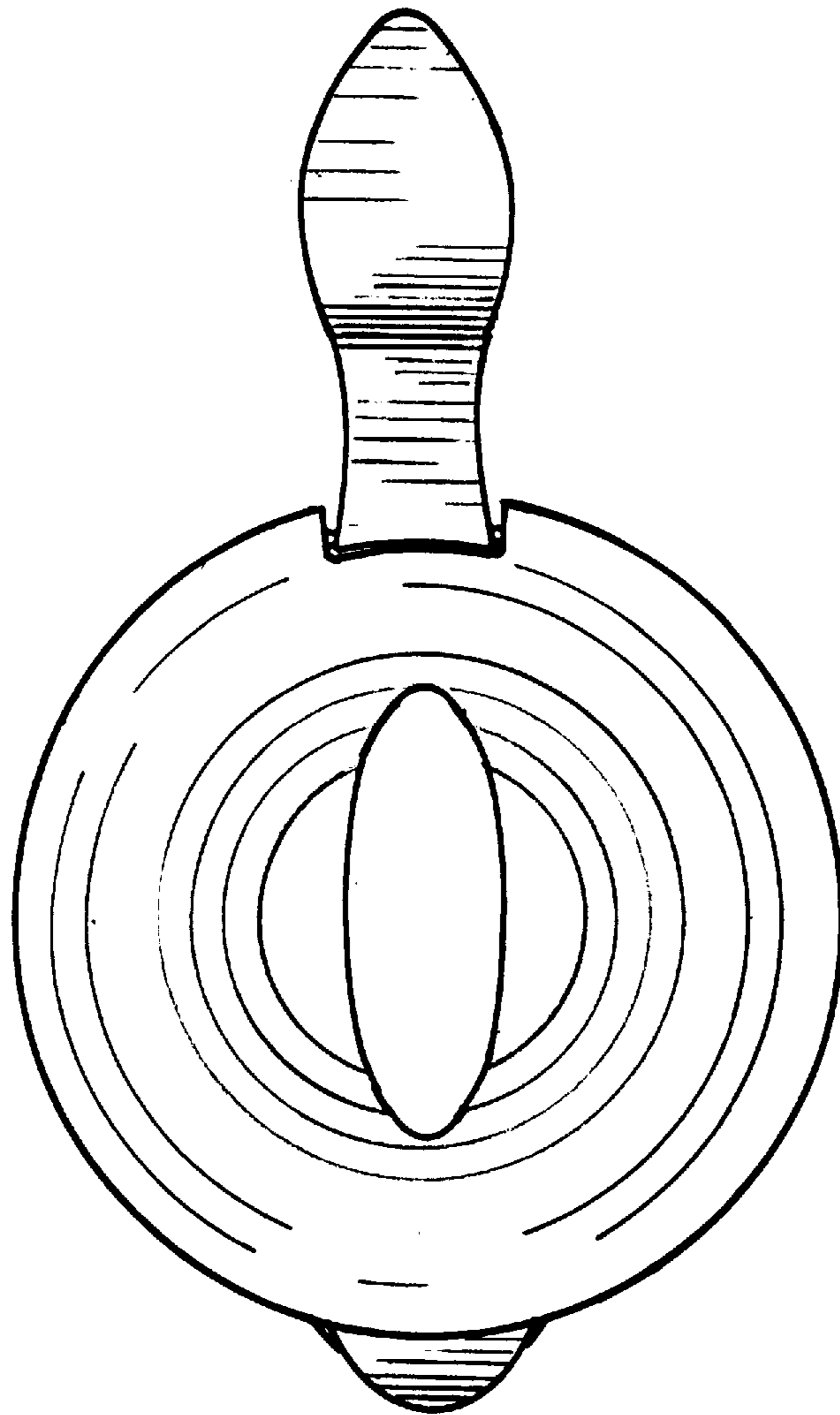


FIG. 6

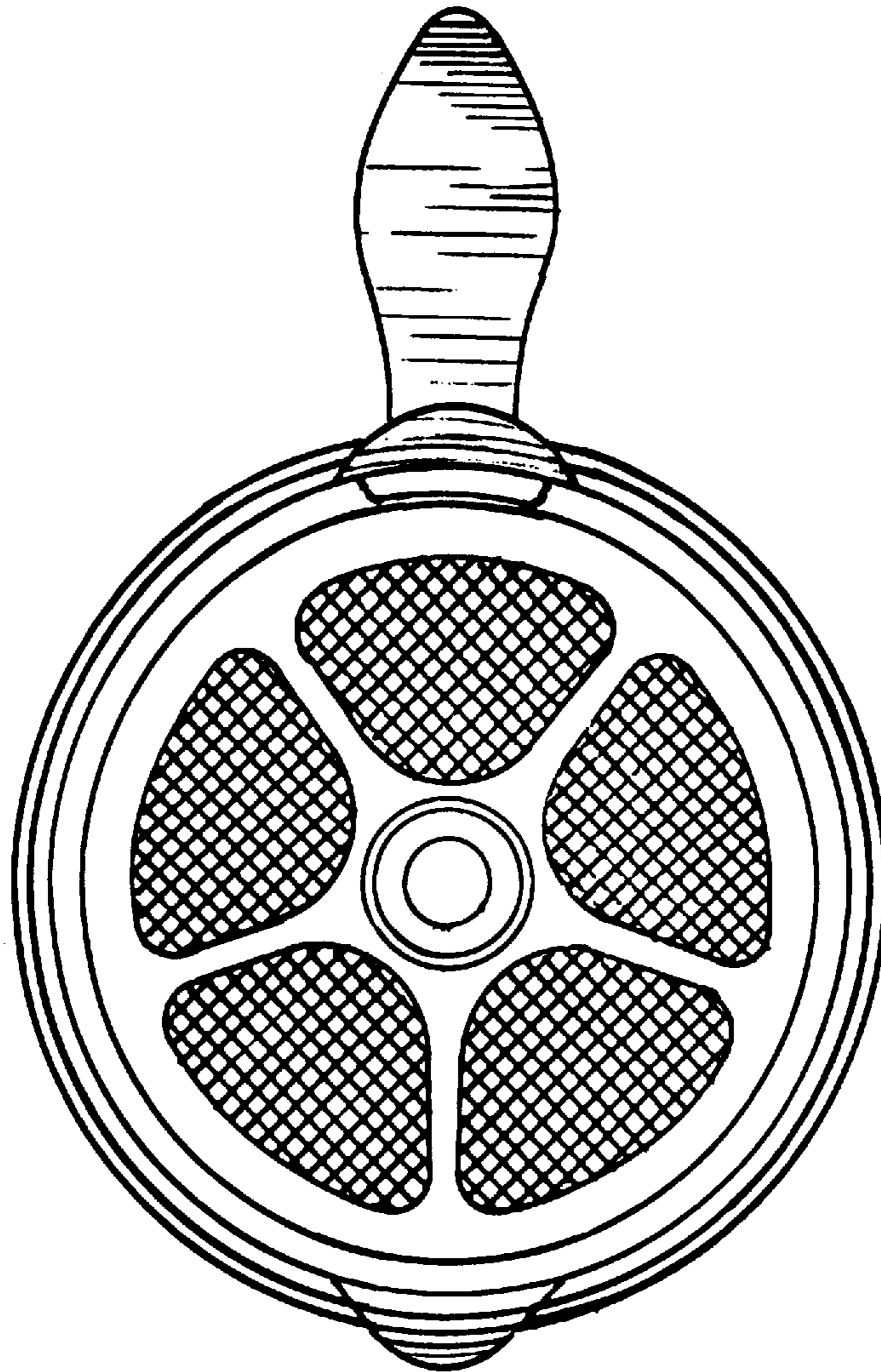


FIG. 7