



US00D401453S

**United States Patent** [19]  
**Holt**

[11] **Patent Number: Des. 401,453**

[45] **Date of Patent: \*\*Nov. 24, 1998**

[54] **CHAIR BACK**

[75] Inventor: **Sanford L. Holt**, Morristown, Tenn.

[73] Assignee: **Shelby Williams Industries, Inc.**,  
Morristown, Tenn.

[\*\*] Term: **14 Years**

[21] Appl. No.: **75,610**

[22] Filed: **Sep. 3, 1997**

[51] **LOC (6) Cl.** ..... **06-06**

[52] **U.S. Cl.** ..... **D6/502**

[58] **Field of Search** ..... D6/334, 374, 379,  
D6/380, 500, 501, 502; 297/239, 445.1,  
446.1, 452.11, 452.36, 452.38

[56] **References Cited**

**U.S. PATENT DOCUMENTS**

- D. 163,656 6/1951 Virtue ..... D6/380
- D. 228,989 11/1973 Furey ..... D6/380
- D. 341,045 11/1993 Barile ..... D6/502

**OTHER PUBLICATIONS**

Shelby Williams, p. 7, Chair #5142-4-AB at bottom left, Oct. 1989.

*Primary Examiner*—Gary D. Watson  
*Attorney, Agent, or Firm*—Pitts & Brittain, P.C.

[57] **CLAIM**

The ornamental design for a chair back, as shown and described.

**DESCRIPTION**

FIG. 1 is a front elevation view of a chair back showing my new design;

FIG. 2 is a top plan view thereof;

FIG. 3 is a bottom view thereof;


FIG. 4 is a rear elevation view thereof;

FIG. 5 is a right side elevation view thereof, the left side elevation view being a mirror image thereof; and,

FIG. 6 is a right side elevation view thereof.

The phantom lines in FIG. 6 are for illustrative purposes and form no part of the design as claimed.

**1 Claim, 4 Drawing Sheets**






Fig. 1

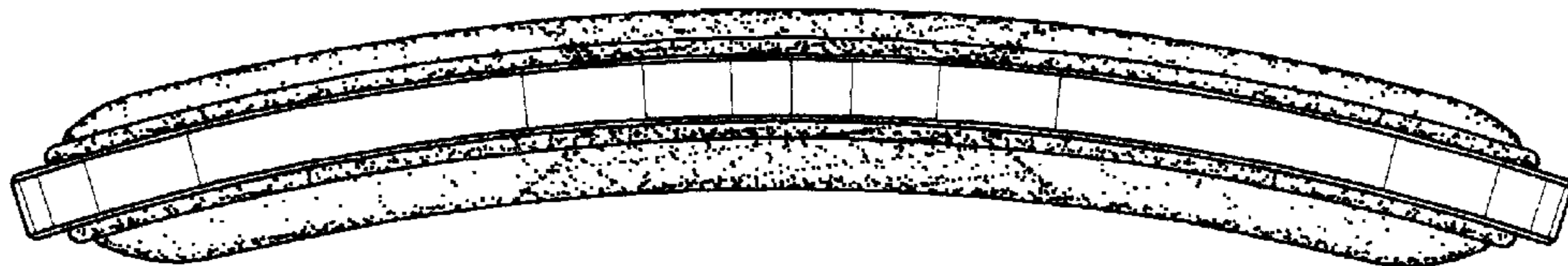


Fig. 2

Fig. 3

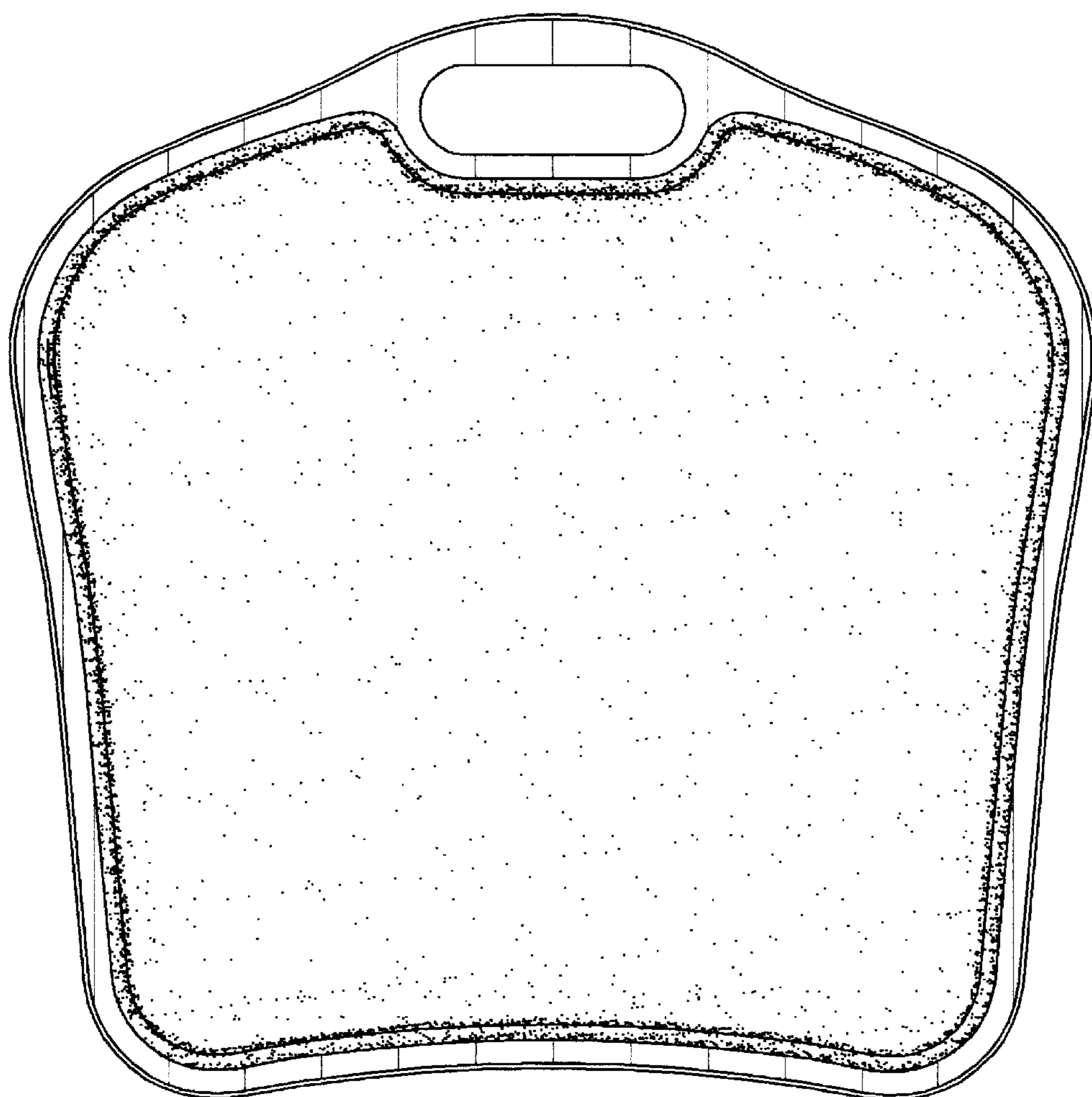


Fig. 4




Fig. 5

Fig. 6

