



US00D401452S

United States Patent [19]
Kornbluh

[11] **Patent Number: Des. 401,452**

[45] **Date of Patent: **Nov. 24, 1998**

[54] **FLATWARE DISPLAY FIXTURE**

[75] Inventor: **Phillip Kornbluh**, Freehold Township, N.J.

[73] Assignee: **BBBL, Inc.**, Downers Grove, Ill.

[**] Term: **14 Years**

[21] Appl. No.: **67,440**

[22] Filed: **Mar. 7, 1997**

[51] **LOC (6) Cl. 06-04**

[52] **U.S. Cl. D6/467**

[58] **Field of Search** D6/466, 509, 468, D6/467, 510, 470, 471, 473-476; 312/114, 117, 118, 119, 120, 123, 126, 128, 138.1, 139.1; D9/415, 341; D7/637; 211/70.1, 70.6, 70.7, 70.8, 47, 134, 150; 206/483, 553, 557, 558, 561, 562, 563, 564, 565, 749

[56] **References Cited**

U.S. PATENT DOCUMENTS

D. 186,395	10/1959	Hvale	D7/637
D. 386,630	11/1997	Mendini	D6/476
D. 390,880	2/1998	Kramer et al.	D6/470 X
2,430,635	11/1947	Glass	312/119
5,553,724	9/1996	Moher et al.	211/70.7
5,690,402	11/1997	Koppe	312/128

Primary Examiner—James Gandy
Assistant Examiner—Linda Brooks
Attorney, Agent, or Firm—Lerner, David, Littenberg, Krumholz & Mentlik

[57] **CLAIM**

The ornamental design for a flatware display fixture, as shown and described.

DESCRIPTION

FIG. 1 is a perspective view, taken from the left and slightly above, of a flatware display fixture showing my new design; FIG. 2 is a front elevational view taken from on a reduced scale FIG. 1 on a reduced scale; FIG. 3 is a right side elevational view taken from FIG. 2; FIG. 4 is a top plan view taken from FIG. 2; FIG. 5 is a perspective view, taken from FIG. 2 from the left and slightly above, of a flatware display fixture according to my new design and showing environmental structure of such fixture in broken lines; and, FIG. 6 is a perspective view on a greatly reduced scale, taken from the left and slightly above, of a flatware display fixture according to my new design, and showing other environmental structure of such fixture in broken lines.

Any broken line illustration in the drawing disclosure is not part of the design sought to be patented.

The bottom, rear, and left side of the flatware display fixture form no part of the claimed design.

1 Claim, 3 Drawing Sheets

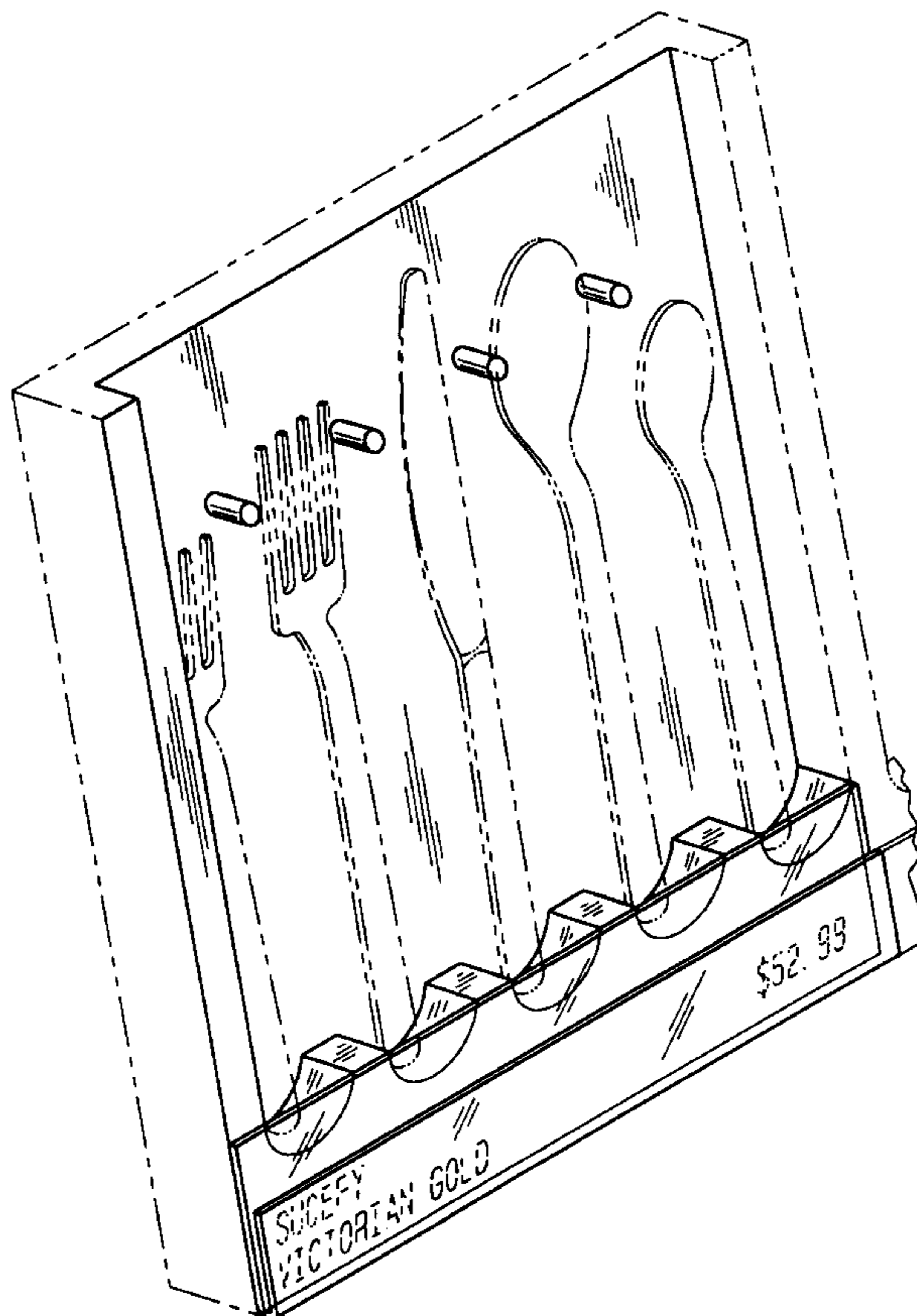


FIG. 1

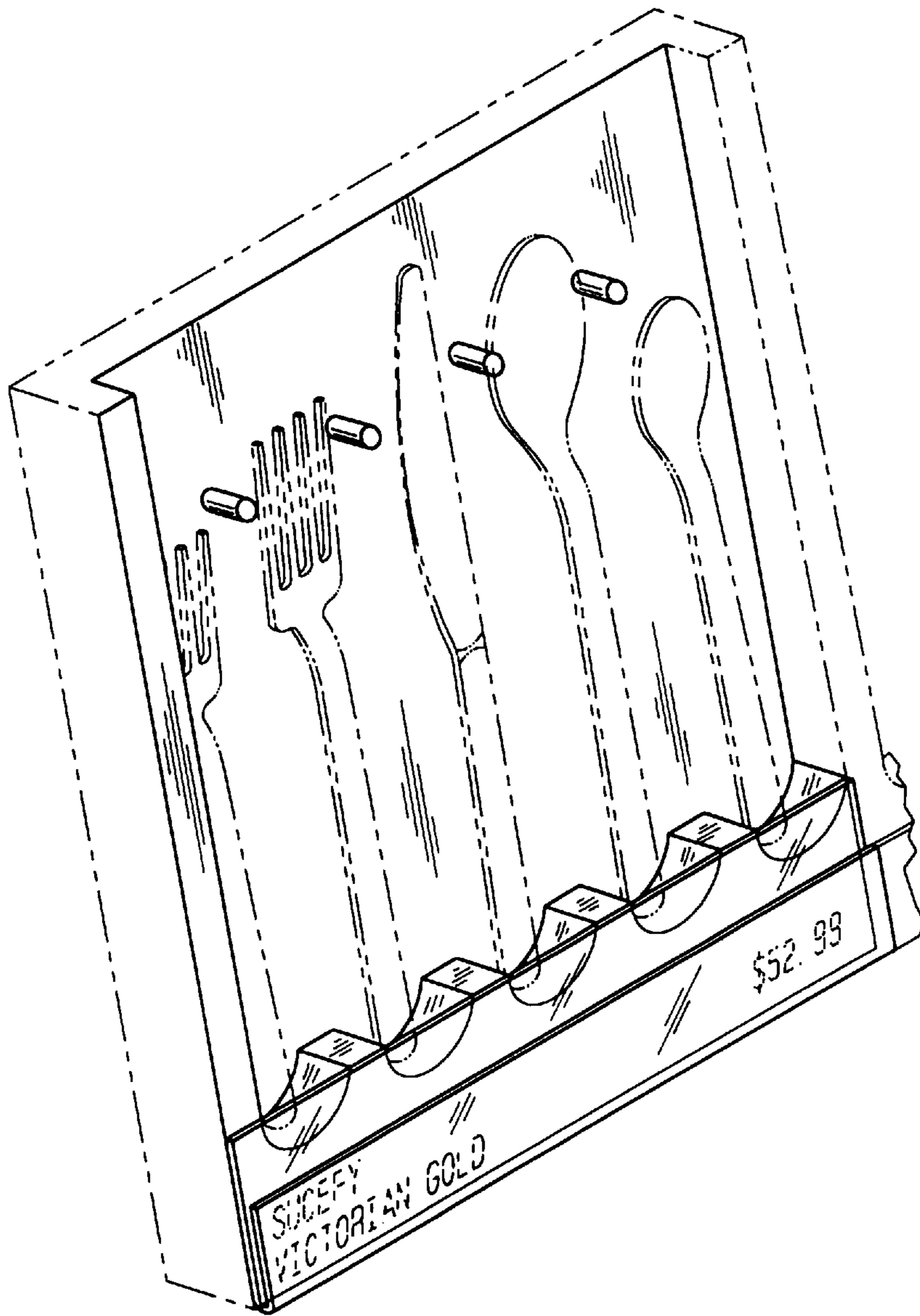


FIG. 2

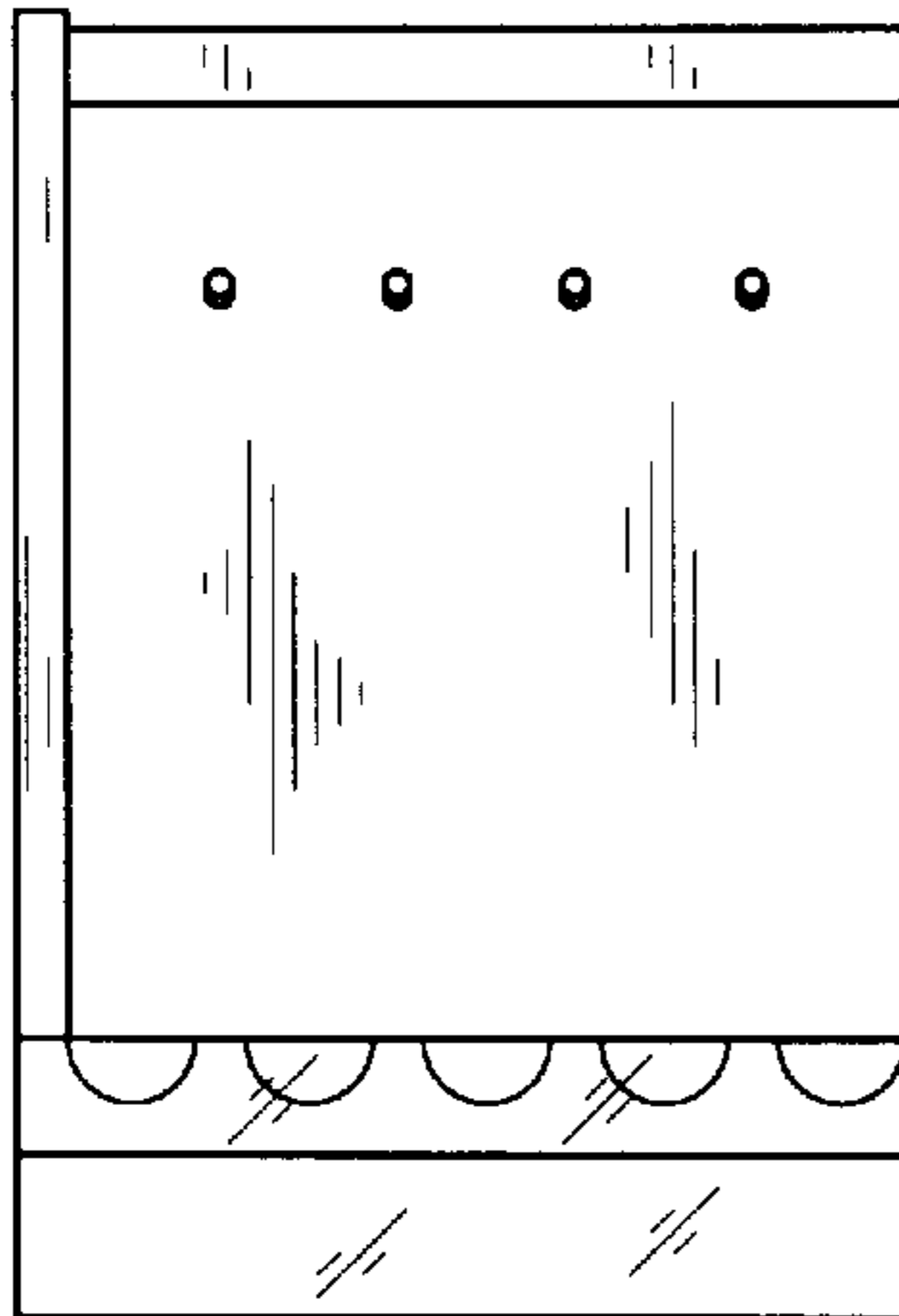


FIG. 3




FIG. 5

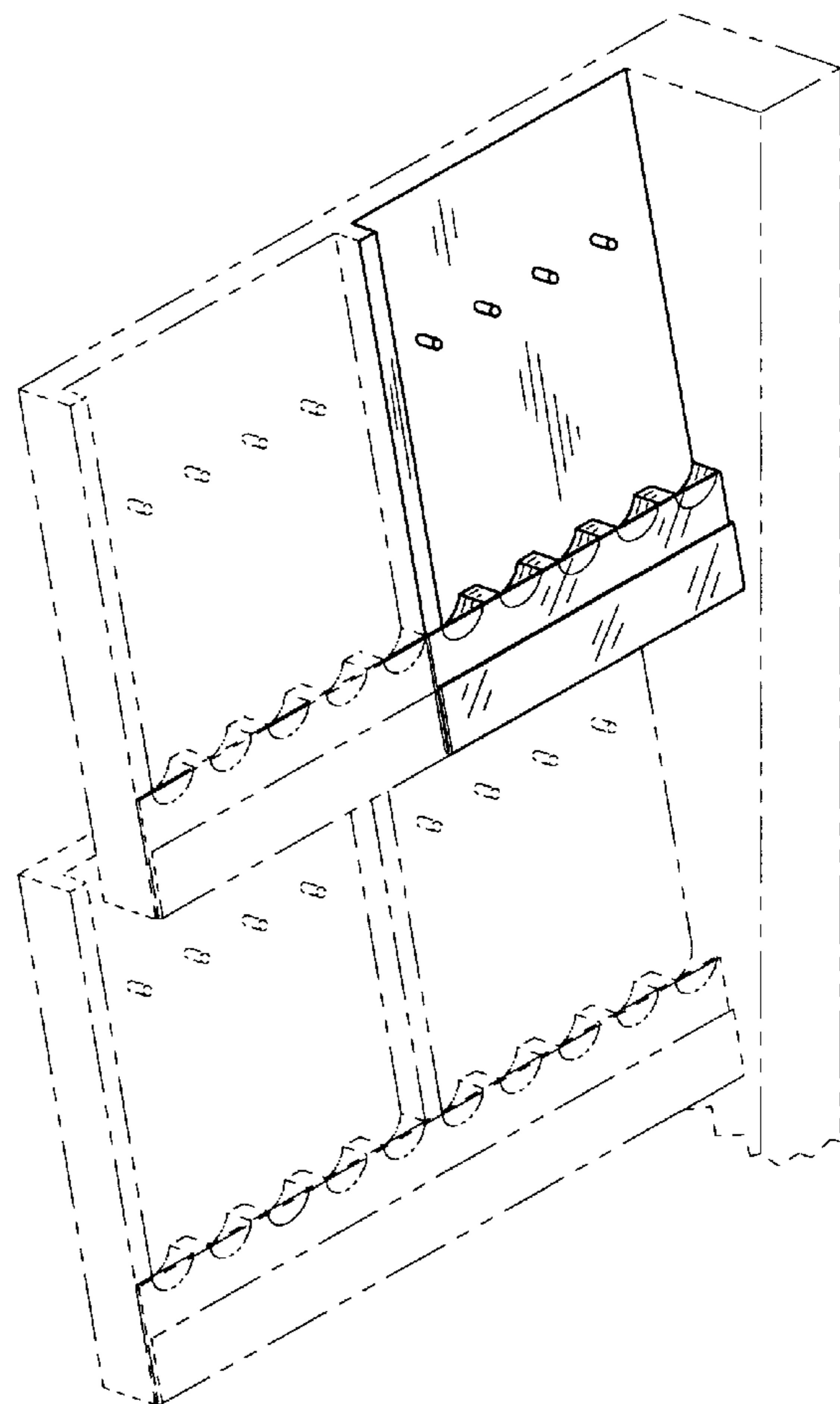


FIG. 4

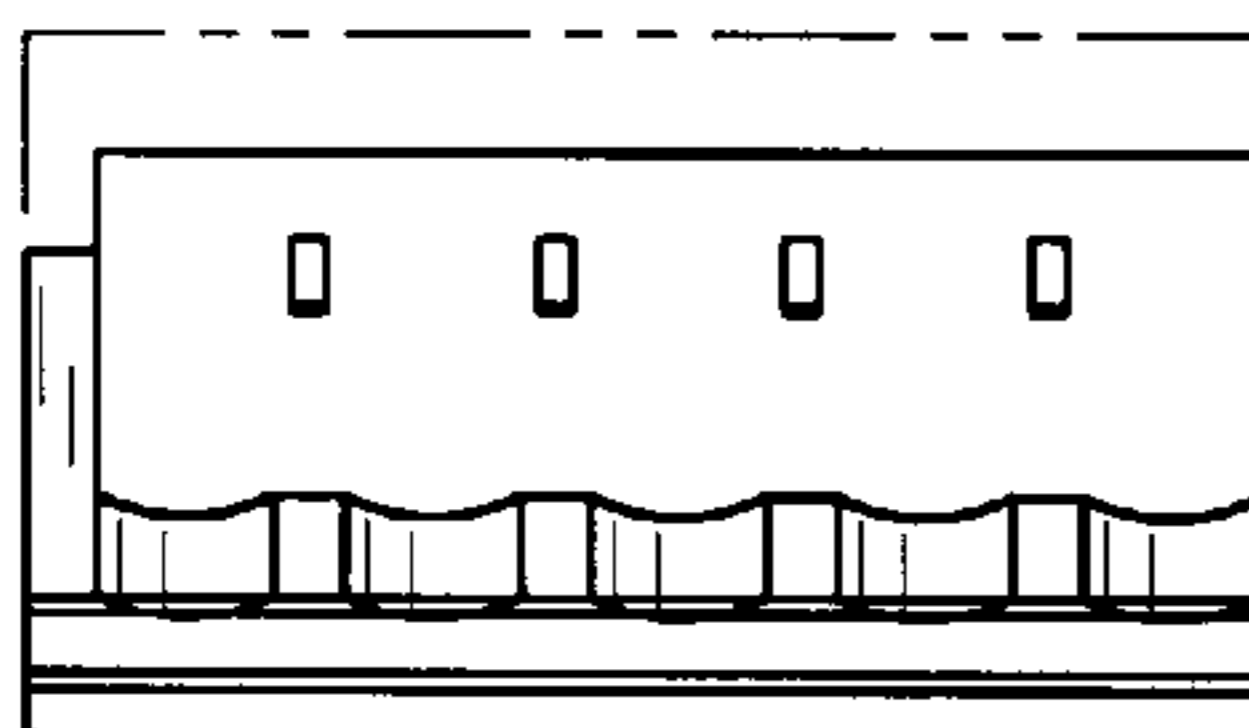


FIG. 6

