



US00D401408S

**United States Patent** [19]  
**Sun et al.**

[11] **Patent Number: Des. 401,408**

[45] **Date of Patent: \*\*Nov. 24, 1998**

[54] **BRIEFCASE**

[76] Inventors: **Li Hsin Sun; Feng Ching O**, both of  
2801 Waterman Blvd., Suite 270,  
Fairfield, Calif. 94533; **Mau Shing Jan**,  
1213F, Lane 67, Lin-Sun N. Rd., Taipei,  
Taiwan

[\*\*] Term: **14 Years**

[21] Appl. No.: **75,595**

[22] Filed: **Aug. 14, 1997**

[51] **LOC (6) Cl.** ..... **03-01**

[52] **U.S. Cl.** ..... **D3/276; D3/900**

[58] **Field of Search** ..... **D3/273, 276, 294,**  
**D3/281, 282, 900; 190/111, 112, 113, 114,**  
**115**

[56] **References Cited**

**U.S. PATENT DOCUMENTS**

D. 285,626 9/1986 Yen ..... D3/900  
D. 298,486 11/1988 Jain ..... D3/900

D. 311,819 11/1990 Takeuchi ..... D3/900  
D. 325,819 5/1992 Lee ..... D3/900  
D. 329,134 9/1992 Tokuda et al. .... D3/900  
D. 331,663 12/1992 Roncato ..... D3/900

**OTHER PUBLICATIONS**

Specialized Products Catalog, pp. 14 and 15, Tool Briefcases, 1990.

*Primary Examiner*—Philip S. Hyder  
*Attorney, Agent, or Firm*—Bielen, Peterson & Lampe

[57] **CLAIM**

The ornamental design for a briefcase, as shown.

**DESCRIPTION**

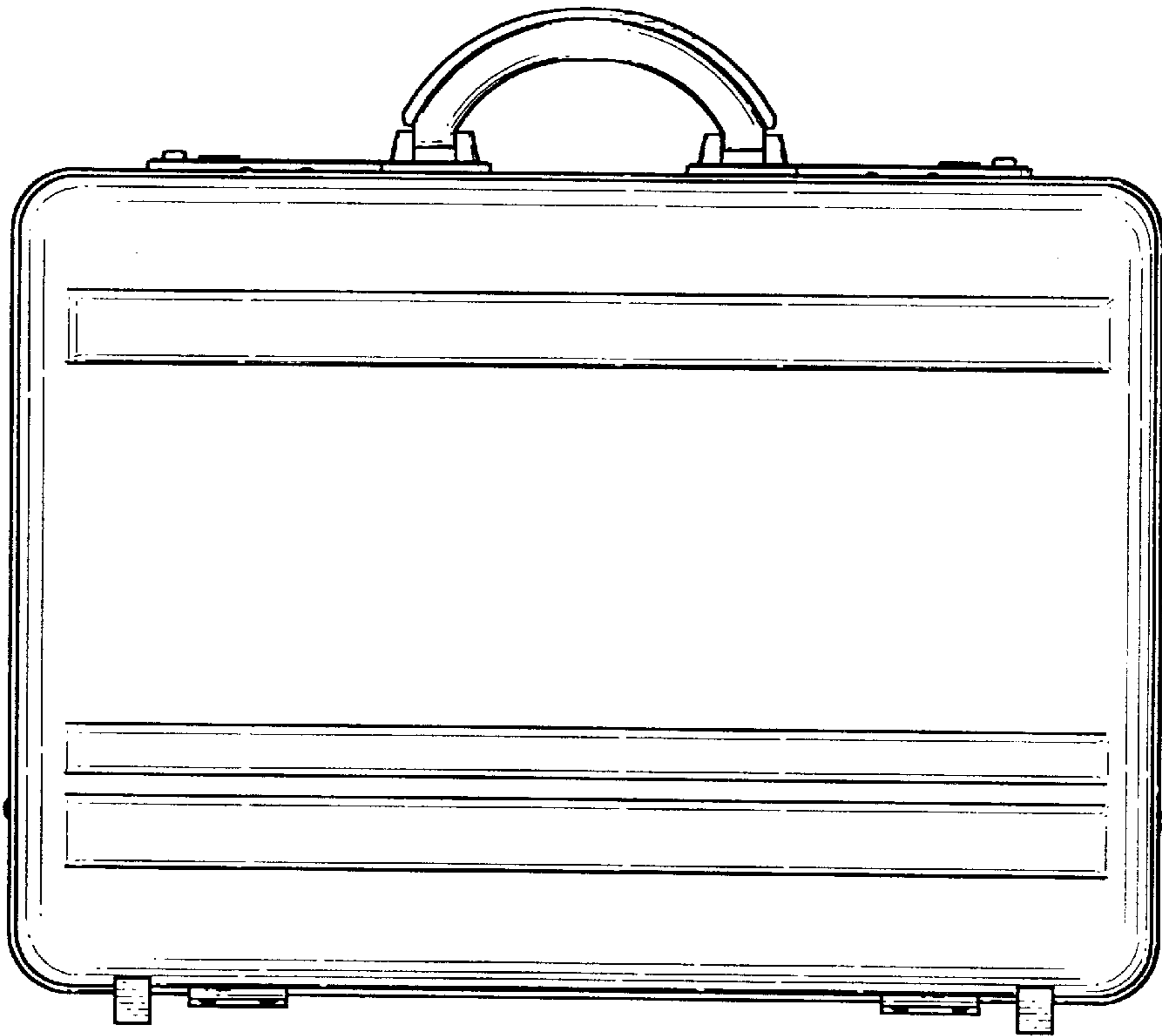
FIG. 1 is a top left side perspective view;  
FIG. 2 is a front elevational view;  
FIG. 3 is a top plan view;  
FIG. 4 is a left side view;  
FIG. 5 is a bottom plan view; and,  
FIG. 6 is a rear elevational view.

**1 Claim, 3 Drawing Sheets**

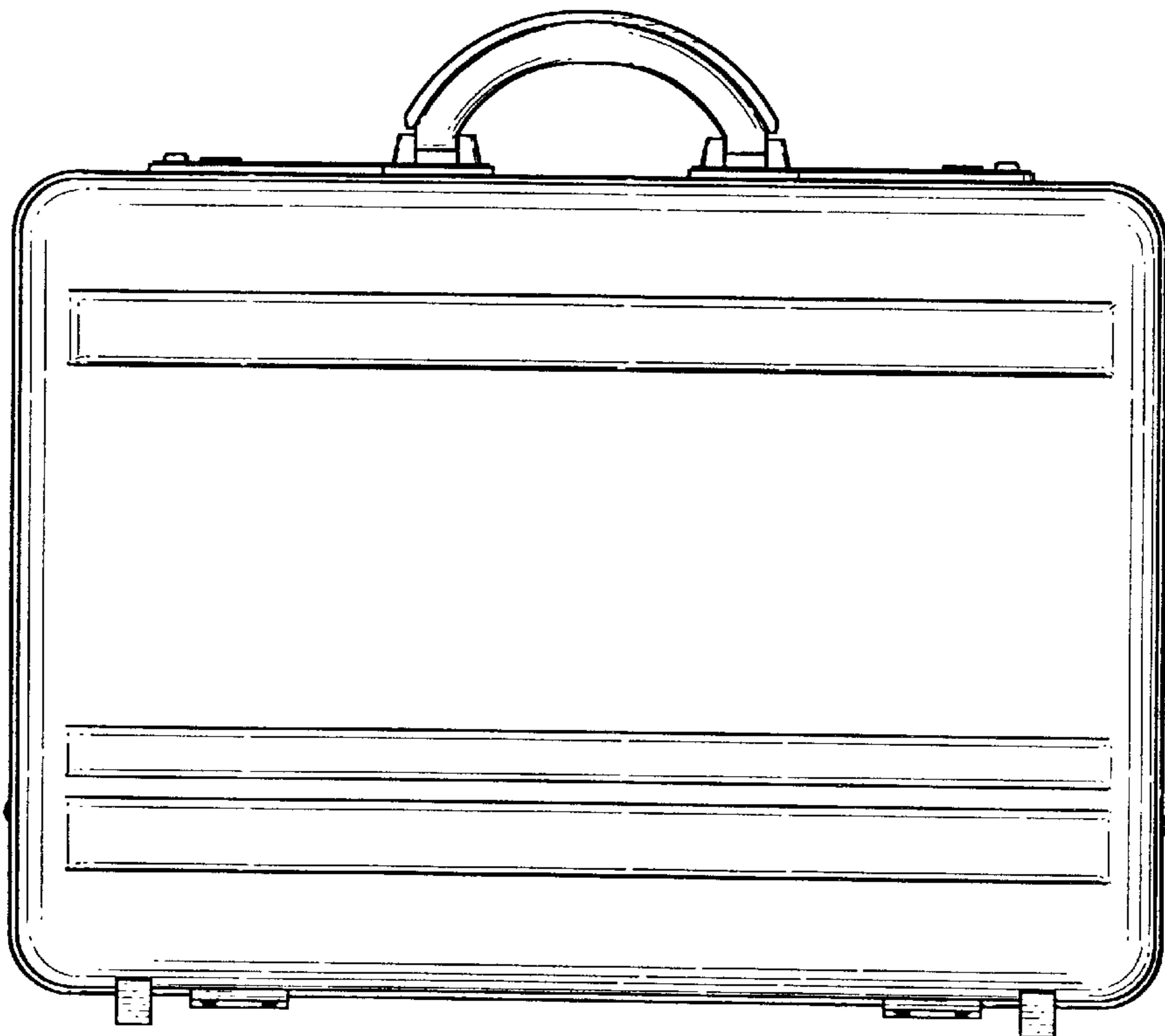




FIG. 1



*FIG. 2*



*FIG. 3*



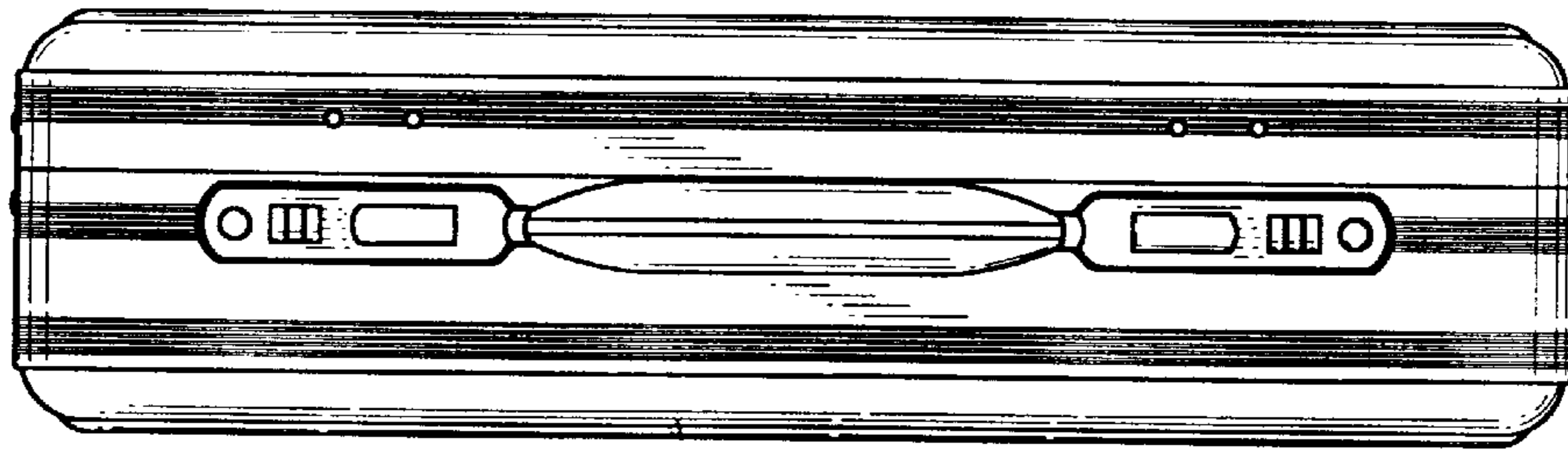


FIG. 4




FIG. 6




FIG. 5