



US00D401395S

# United States Patent [19] Clarke

[11] Patent Number: Des. 401,395

[45] Date of Patent: \*\*Nov. 24, 1998

[54] **BOTTOM SURFACE PORTION OF A SHOE  
OUTSOLE**

D. 394,947 6/1998 Avar ..... D2/960  
1,541,234 6/1925 McKnight et al. .

[75] Inventor: **Richard D. Clarke**, Portland, Oreg.

[73] Assignee: **Nike, Inc.**, Beaverton, Oreg.

[\*\*] Term: **14 Years**

[21] Appl. No.: **82,790**

[22] Filed: **Jan. 30, 1998**

[51] **LOC (6) Cl.** ..... **02-04**

[52] **U.S. Cl.** ..... **D2/953**

[58] **Field of Search** ..... D2/897, 902, 906,  
D2/908, 914, 916, 919, 946-962, 964;  
36/44, 85, 101, 103, 104, 106, 113-115,  
124, 126, 127-130, 3 B, 11.5, 12-15, 22 R,  
25 R, 30 R, 32 R, 32 A, 33, 172

### [56] **References Cited**

#### U.S. PATENT DOCUMENTS

- D. 123,898 9/1940 Tousley .
- D. 293,271 12/1987 Lussier .
- D. 299,984 2/1989 Liggett et al. .
- D. 305,278 1/1990 Kiyosawa .
- D. 312,920 12/1990 Aveni .
- D. 320,884 10/1991 Brué .
- D. 331,831 12/1992 Byrne et al. .
- D. 339,464 9/1993 Teague .
- D. 341,710 11/1993 Hatfield et al. .
- D. 343,272 1/1994 James ..... D2/953
- D. 346,687 5/1994 Kayano et al. .
- D. 356,666 3/1995 Ueda .
- D. 366,354 1/1996 Yoshikawa et al. .
- D. 378,472 3/1997 Bramani .
- D. 378,871 4/1997 Hatfield .
- D. 387,698 12/1997 Hatfield et al. .
- D. 387,938 12/1997 Lucas .
- D. 388,594 1/1998 Turner et al. .
- D. 388,595 1/1998 Lucas .
- D. 389,293 1/1998 Crowley .
- D. 389,993 2/1998 Ryan .
- D. 390,690 2/1998 Murai et al. .
- D. 391,747 3/1998 Avar .
- D. 392,446 3/1998 Fogg .
- D. 392,449 3/1998 Worthington .

#### FOREIGN PATENT DOCUMENTS

WO 93/00838 1/1993 WIPO .

#### OTHER PUBLICATIONS

Nike Footwear Catalog, Fall 1998, pp. 30 and 139, published Dec. 1997.

Nike Footwear Catalog, Holiday 1997, p. 56, published Mar. 1997.

Nike Footwear Catalog, Late Spring 1997, p. 198, published Sep. 1996.

Nike Footwear Catalog, Spring 1996, p. 25, published Jun. 1995.

*Primary Examiner*—Celia Murphy

*Attorney, Agent, or Firm*—Banner & Witcoff, Ltd.

### [57] **CLAIM**

The ornamental design for a bottom surface portion of a shoe outsole, as shown and described.

### **DESCRIPTION**

FIG. 1 is a perspective view of a bottom surface portion of a shoe outsole showing my new design;

FIG. 2 is a bottom plan view thereof;

FIG. 3 is a cross sectional view taken through line 3—3 of FIG. 1;

FIG. 4 is a cross sectional view taken through line 4—4 of FIG. 1;

FIG. 5 is a cross sectional view taken through line 5—5 of FIG. 1;

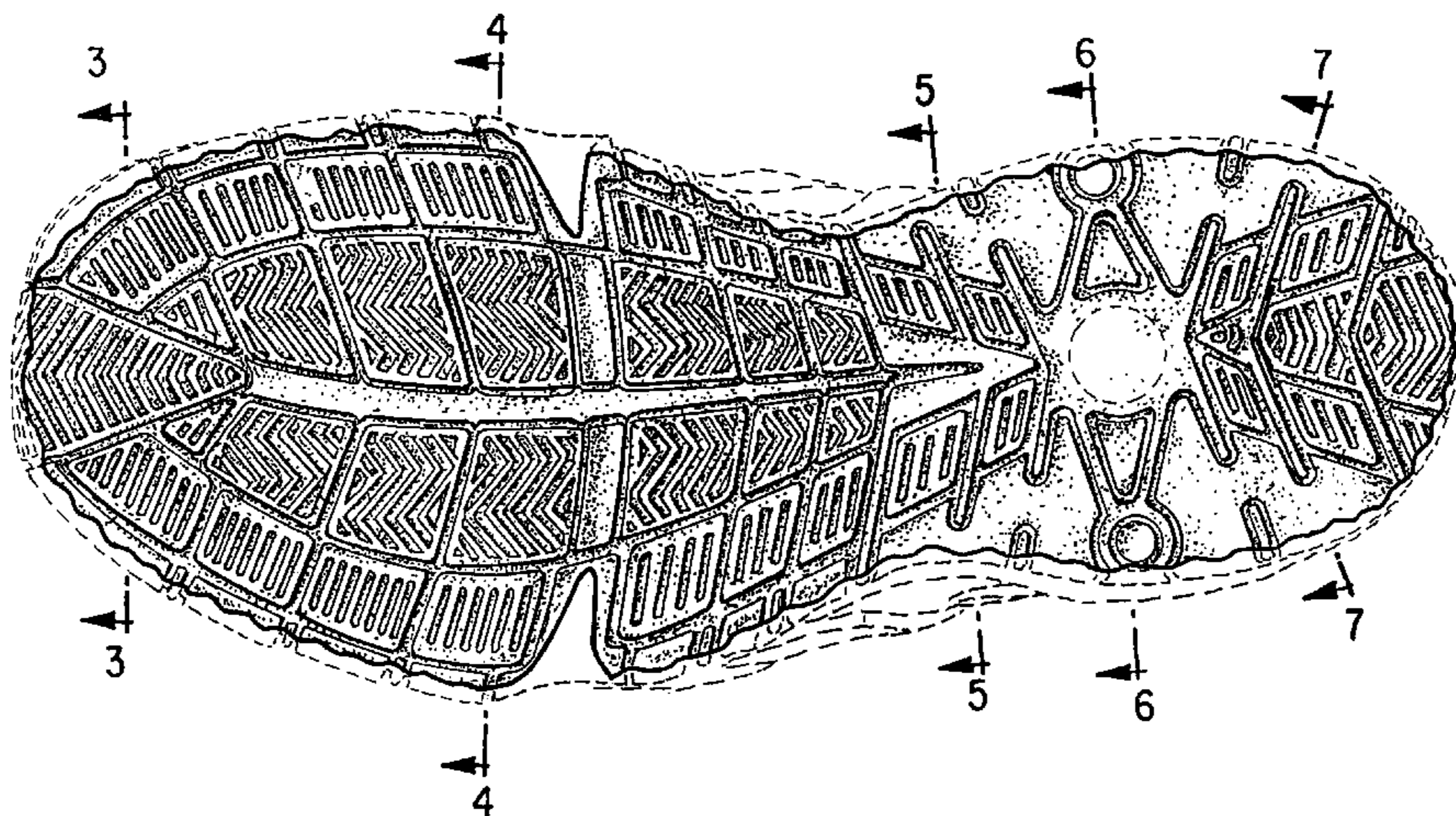
FIG. 6 is a cross sectional view taken through line 6—6 of FIG. 1;

FIG. 7 is a cross sectional view taken through line 7—7 of FIG. 1; and,

FIG. 8 is a perspective view of the bottom surface portion of a shoe outsole taken from a viewpoint diagonal to that of FIG. 1 with a portion of the environment removed.

The broken line showing of the circular element in the heel region and the remainder of the shoe is for illustrative purposes only and forms no part of the claimed design.

**1 Claim, 4 Drawing Sheets**





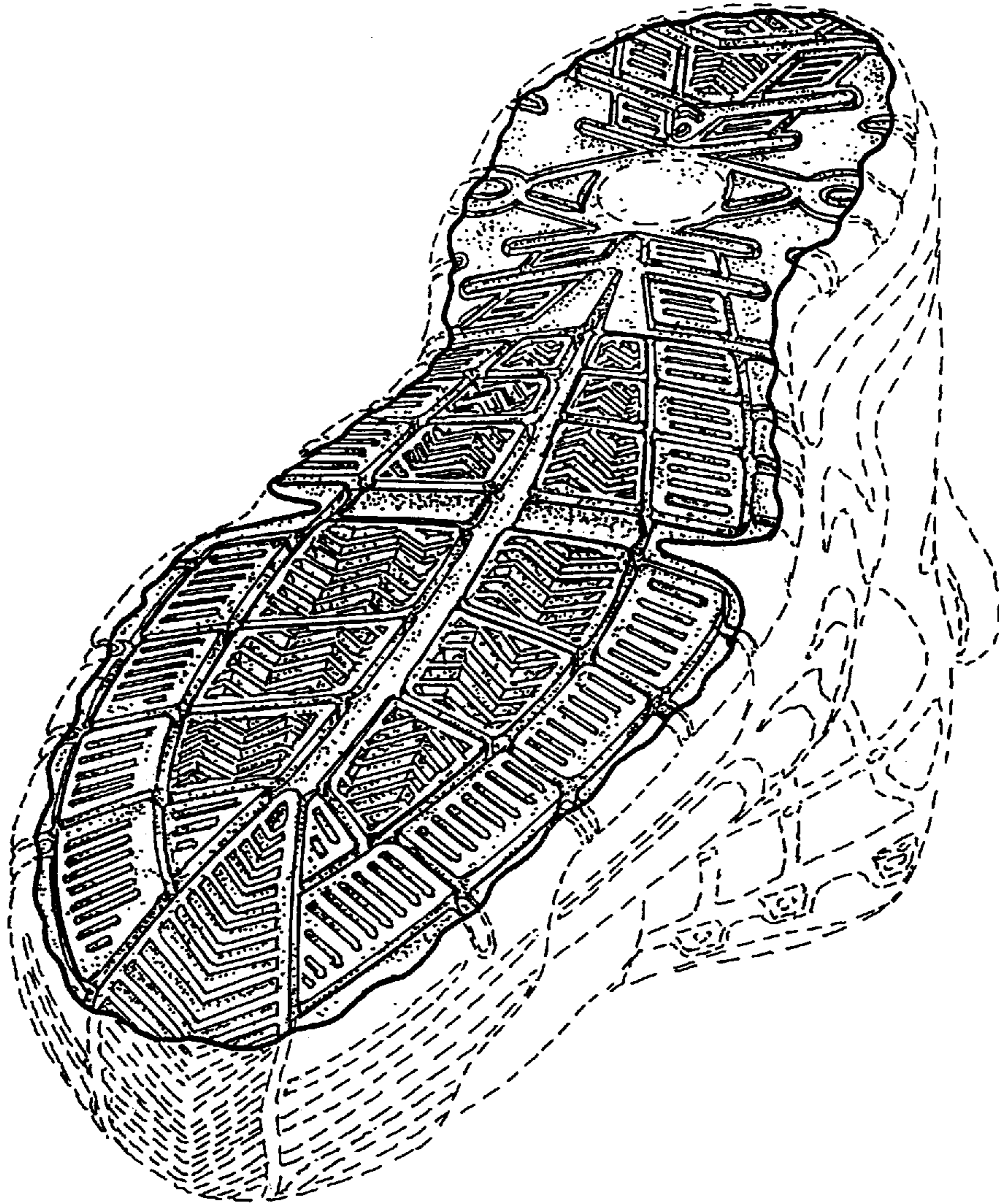


FIG. 1



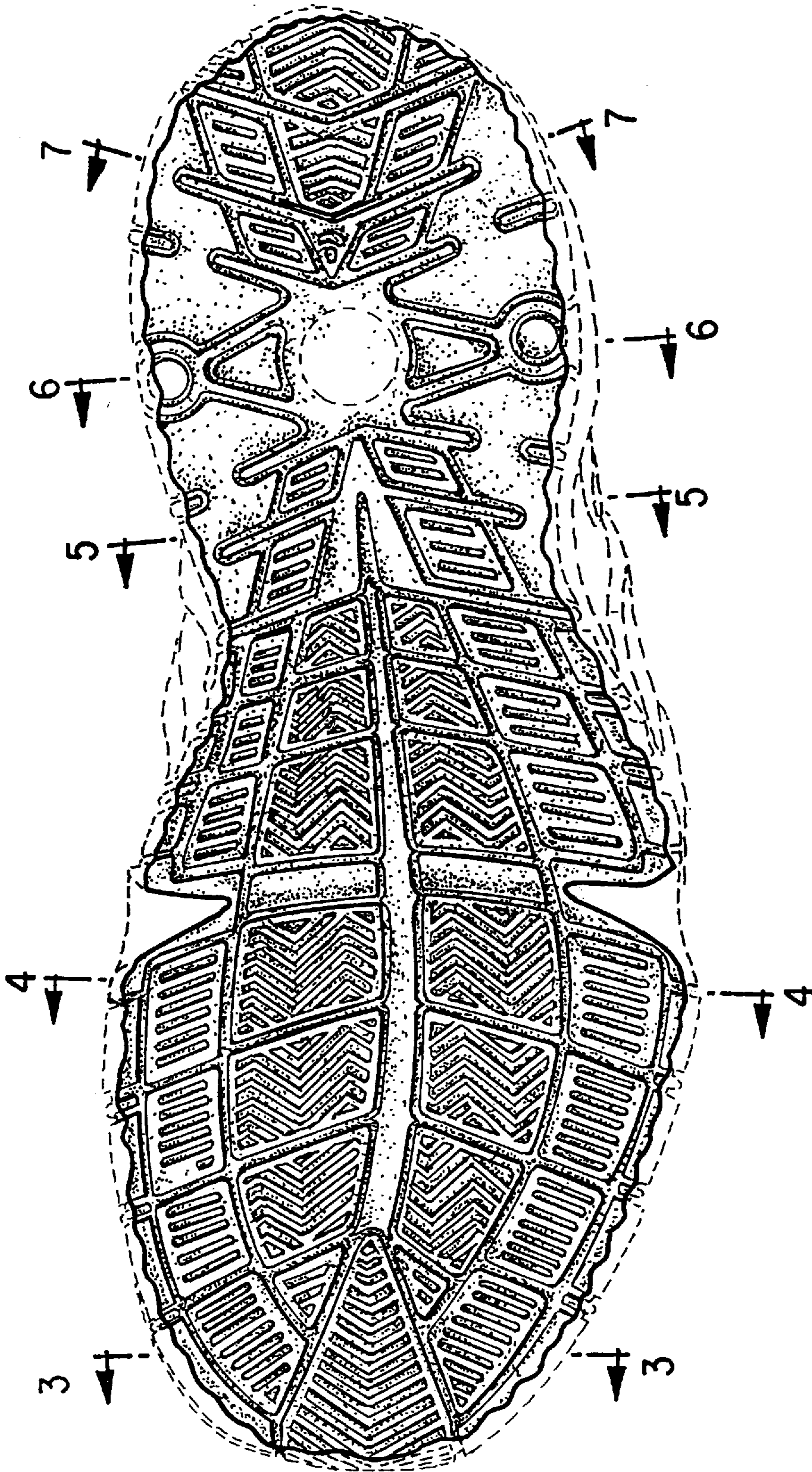


FIG. 2




FIG. 3

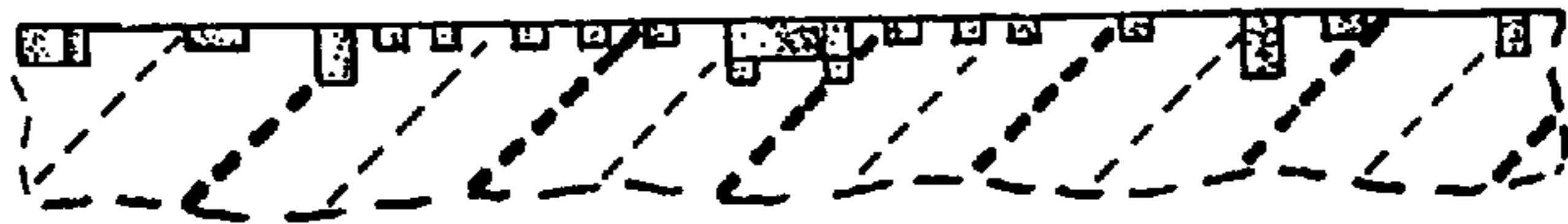


FIG. 4

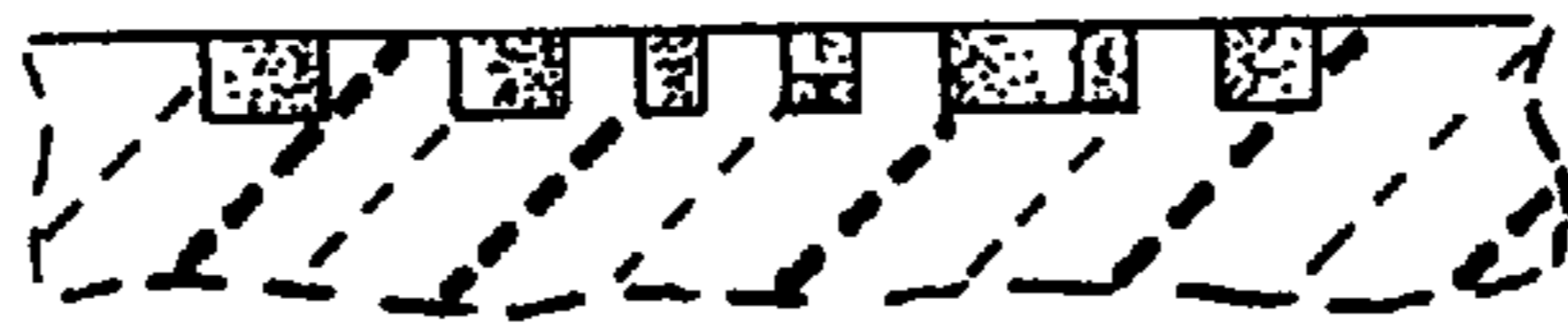


FIG. 5




FIG. 6

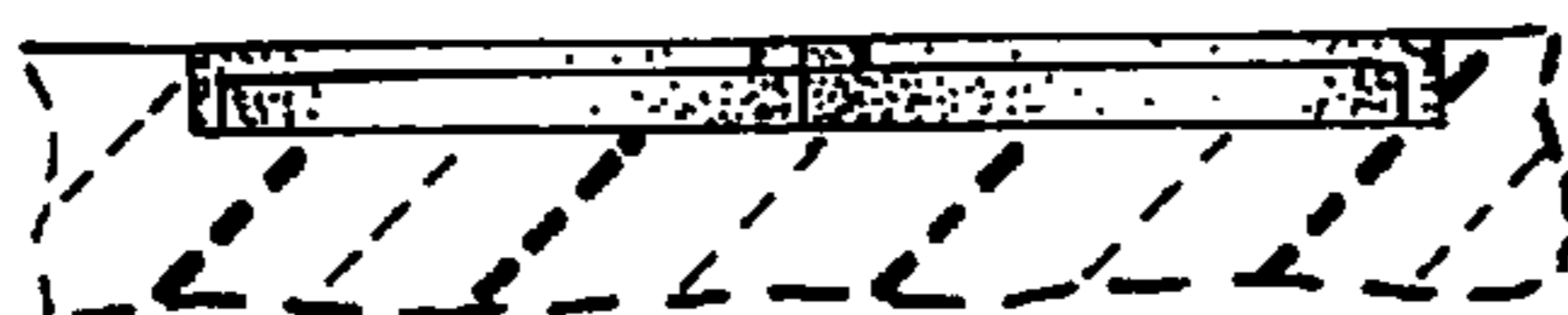


FIG. 7



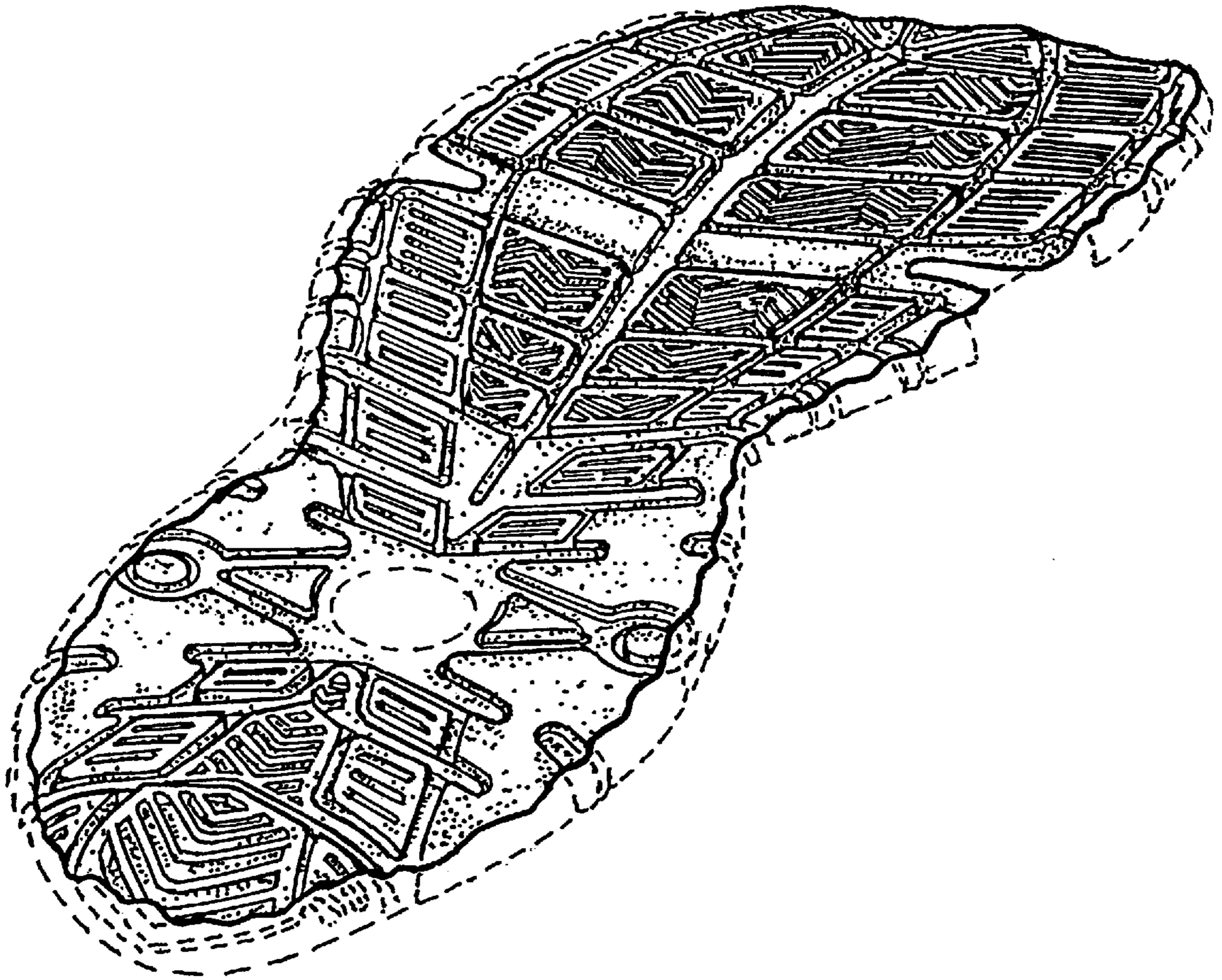


FIG. 8