



US00D401391S

# United States Patent [19] Genuin

[11] **Patent Number: Des. 401,391**

[45] **Date of Patent: \*\*Nov. 24, 1998**

[54] **GOLF SHOE**

[75] Inventor: **Alessandro Genuin**, Munich, Germany

[73] Assignee: **Genuin Golf & Dress of America, Inc.**, Dallas, Tex.

[\*\*] Term: **14 Years**

[21] Appl. No.: **59,323**

[22] Filed: **Sep. 6, 1996**

4,080,745 3/1978 Torrance ..... 36/127  
 4,126,951 11/1978 Antonious ..... 36/54  
 4,367,600 1/1983 Cross, III et al. .... 36/127  
 4,561,197 12/1985 Misevich ..... 36/127  
 4,704,809 11/1987 Ballard ..... 36/127  
 4,885,851 12/1989 Peterson ..... 36/127

*Primary Examiner*—Doris V. Coles  
*Attorney, Agent, or Firm*—Shlesinger Arkwright & Garvey LLP

### Related U.S. Application Data

[63] Continuation-in-part of Ser. No. 50,568, Jan. 25, 1996, Pat. No. Des. 382,388.

[51] **LOC (6) Cl.** ..... **02-04**

[52] **U.S. Cl.** ..... **D2/906; D2/945**

[58] **Field of Search** ..... D2/906, 945; 36/126, 36/127, 134, 54, 11.5

### [56] References Cited

#### U.S. PATENT DOCUMENTS

D. 251,036 2/1979 Torrance ..... D2/906  
 1,974,721 9/1934 Miller ..... 36/54  
 2,022,554 11/1935 Williams ..... 36/54  
 2,069,964 2/1937 Miller ..... 36/54


### [57] CLAIM

The ornamental design for a golf shoe, as shown and described.

### DESCRIPTION

FIG. 1 is a top front perspective view of a golf shoe, showing my new design;  
 FIG. 2 is a top plan view of FIG. 1;  
 FIG. 3 is a bottom view of FIG. 2;  
 FIG. 4 is a left side elevational view of FIG. 1;  
 FIG. 5 is a right side elevational view of FIG. 1;  
 FIG. 6 is a front elevational view of FIG. 1; and,  
 FIG. 7 is a rear elevational view of FIG. 1.  
 The phantom lines shown in FIGS. 1, 2, 4, 5 and 6 form no part of the claimed design.

**1 Claim, 3 Drawing Sheets**






FIG. 1

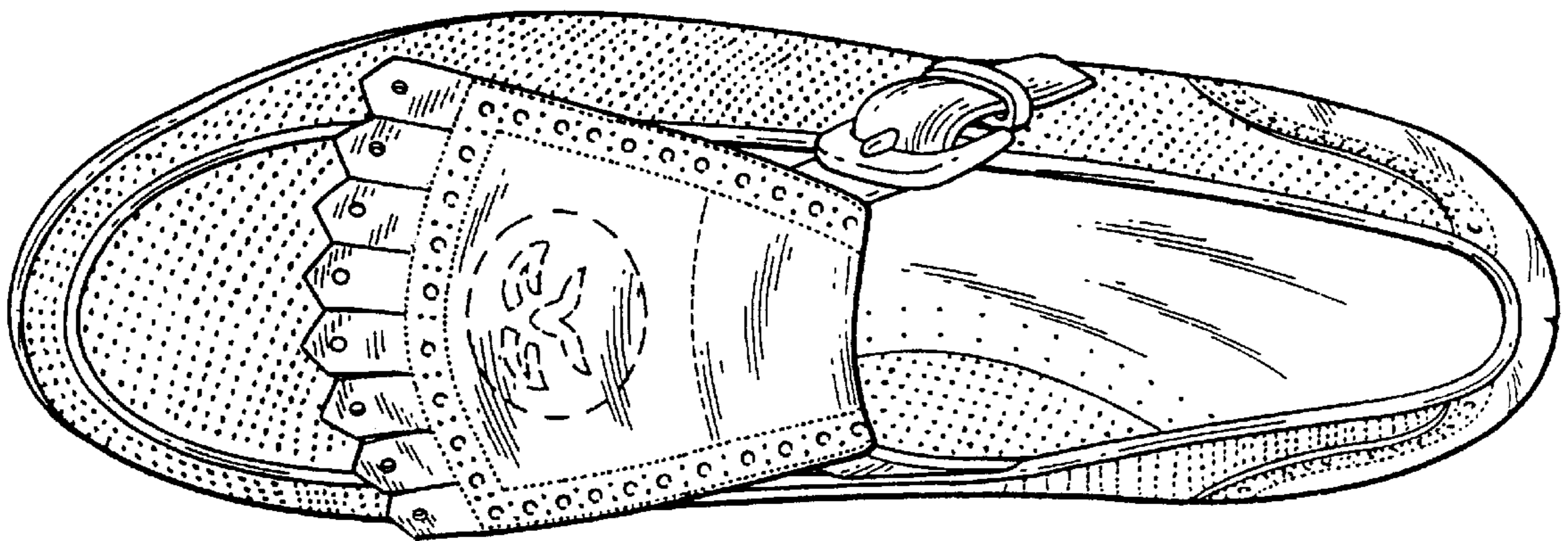


FIG. 2

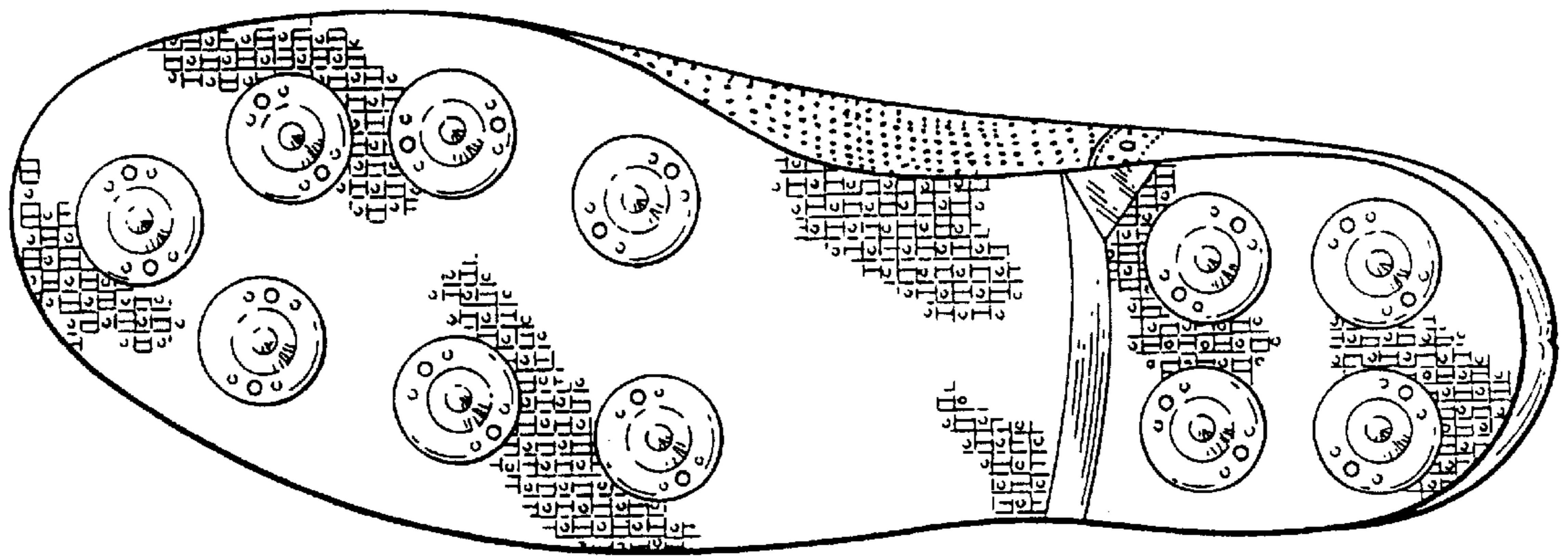


FIG. 3

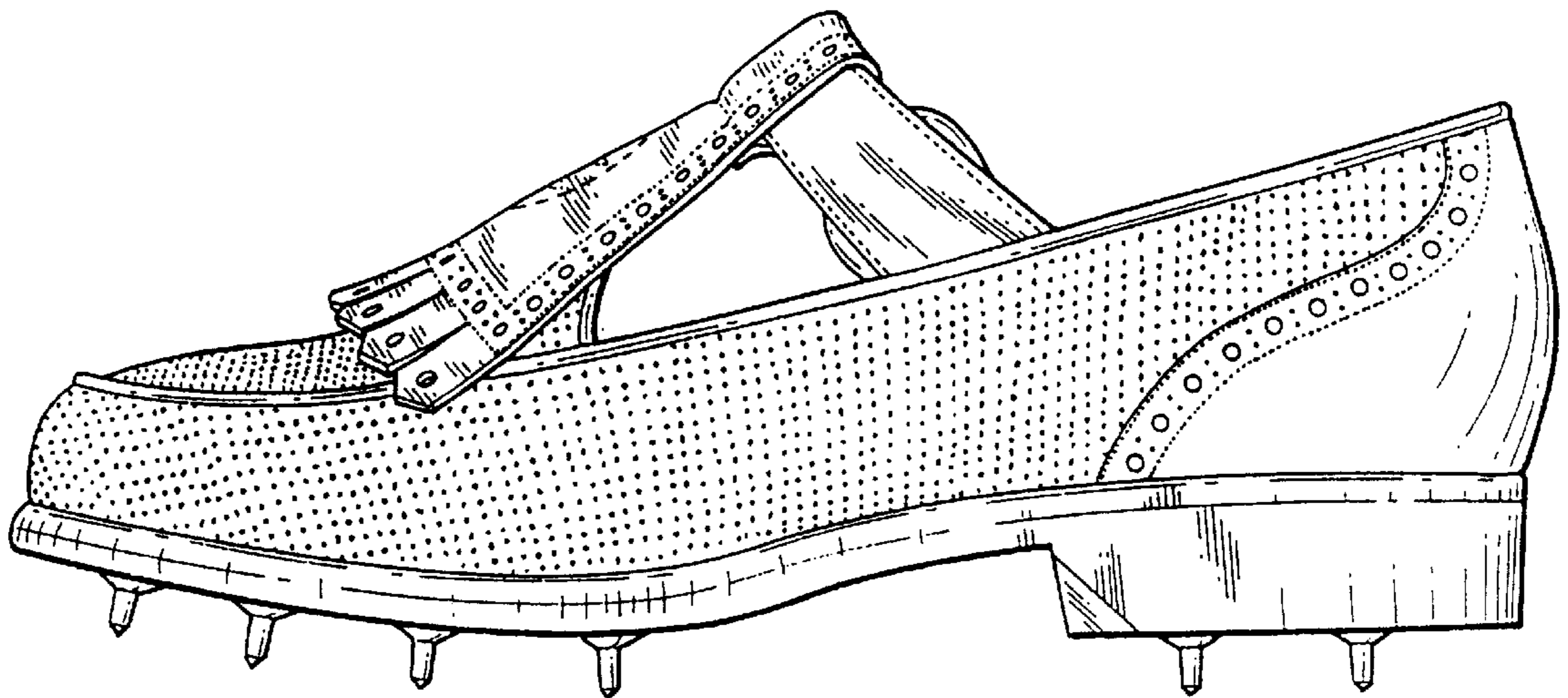


FIG. 4

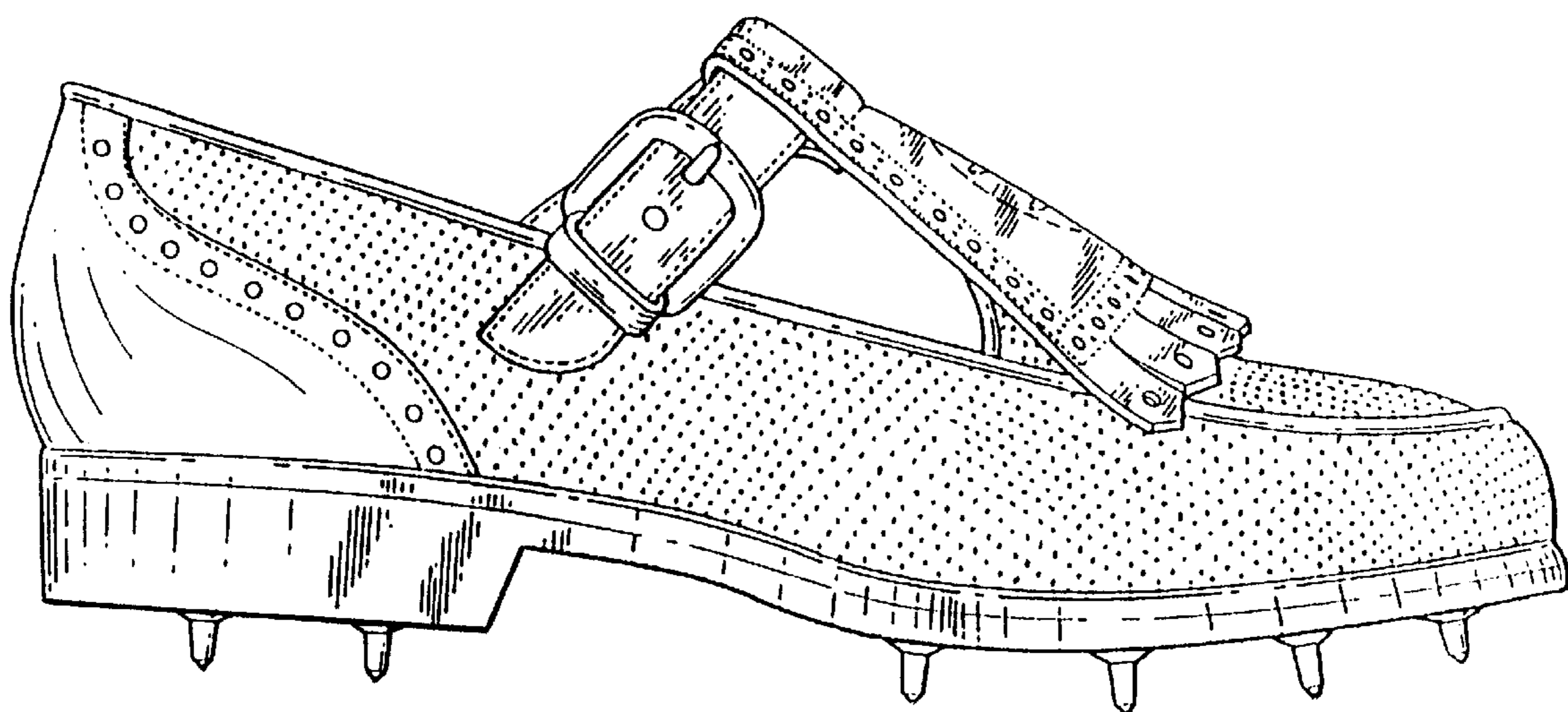


FIG. 5

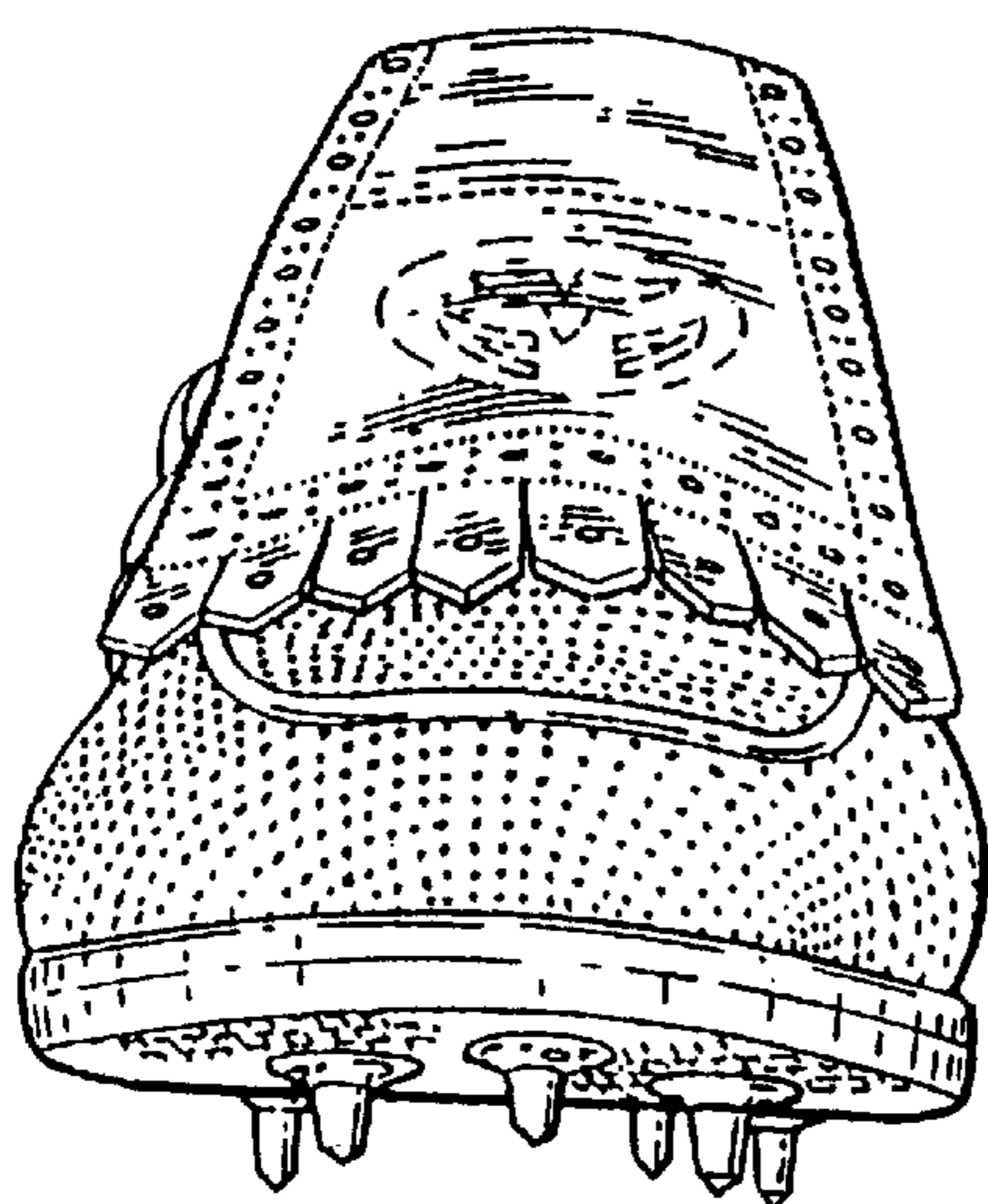


FIG. 6

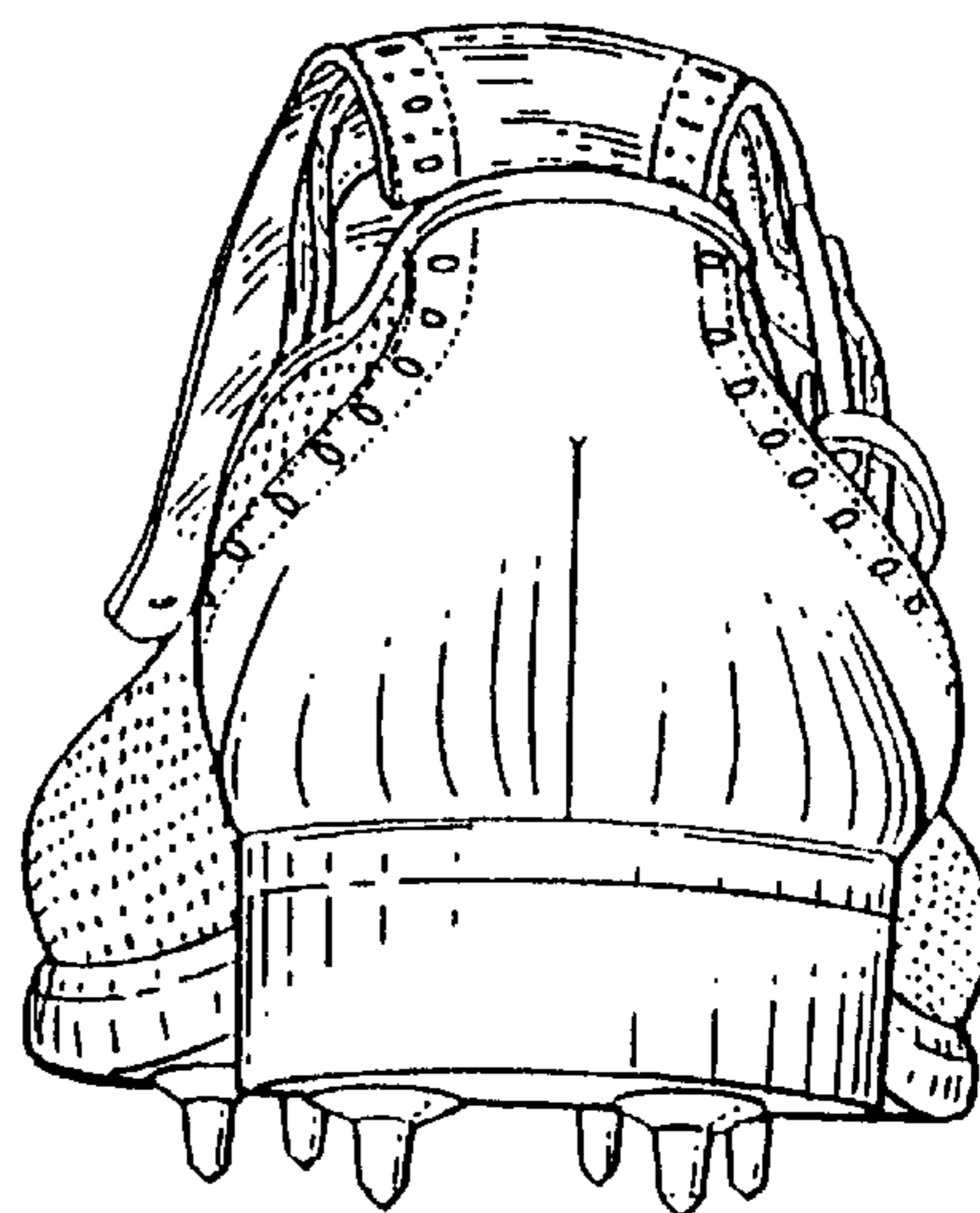


FIG. 7