



US00D401388S

United States Patent [19]
Knight et al.

[11] **Patent Number: Des. 401,388**

[45] **Date of Patent: **Nov. 24, 1998**

[54] **ILLUMINATED BELT**

[75] Inventors: **Michael Knight**, Bloomington, Minn.;
Richard Harolde, Woodacre, Calif.

[73] Assignee: **Lumitech, Inc.**, Wayzata, Minn.

[**] Term: **14 Years**

[21] Appl. No.: **61,808**

[22] Filed: **Oct. 31, 1996**

[51] **LOC (6) Cl.** **02-07**

[52] **U.S. Cl.** **D2/638; D2/628**

[58] **Field of Search** D2/627, 877, 894,
D2/628, 638; 2/311, 314, 322; 362/105,
106, 108; D30/152

[56] **References Cited**

U.S. PATENT DOCUMENTS

D. 255,061	5/1980	Nichols	D2/638
D. 266,712	11/1982	Van Valkenburgh	D2/877
D. 282,789	3/1986	Remboldt	D2/627
D. 289,227	4/1987	Glynn	D2/627
D. 316,774	5/1991	Falk	D2/894 X
D. 335,763	5/1993	Jacob	D2/627
D. 343,282	1/1994	Irish	D2/894 X
D. 345,644	4/1994	Harvie	D2/627 X
D. 346,482	5/1994	Merrill	D2/627

D. 353,033	12/1994	Johanson	D30/152 X
D. 356,659	3/1995	Glass	D2/627 X
D. 375,612	11/1996	Elder	D30/152 X
4,112,482	9/1978	Powell	362/108
4,895,110	1/1990	LoCascio	.	
5,151,678	9/1992	Veltri et al.	.	
5,245,516	9/1993	de Haas et al.	.	

Primary Examiner—Paula A. Mortimer
Attorney, Agent, or Firm—Palmatier, Sjoquist, Helget & Voigt, P.A.

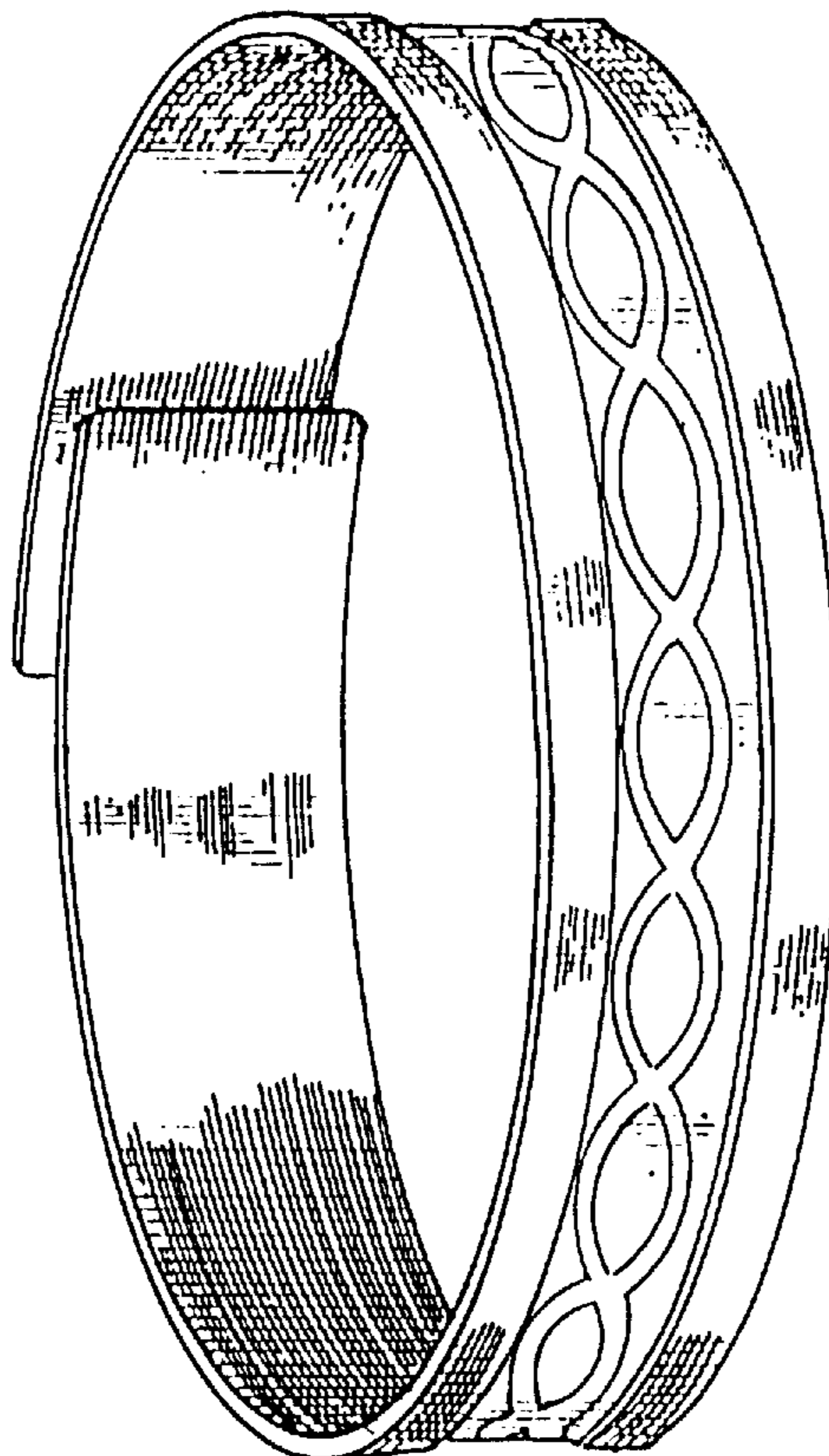
[57] **CLAIM**

The ornamental design for an illuminated belt, as shown.

DESCRIPTION

FIG. 1 is a rear downward perspective view of an illuminated belt showing my new design;
FIG. 2 is a front upward perspective view thereof;
FIG. 3 is a top plan view in an unfastened position, the illuminated belt is drawn broken away for purposes of illustration;
FIG. 4 is a front elevational view thereof;
FIG. 5 is a rear elevational view thereof;
FIG. 6 is an end elevational view thereof; and,
FIG. 7 is an opposite end elevational view thereof; and,
FIG. 8 is a bottom plan view in an unfastened position thereof.

1 Claim, 2 Drawing Sheets



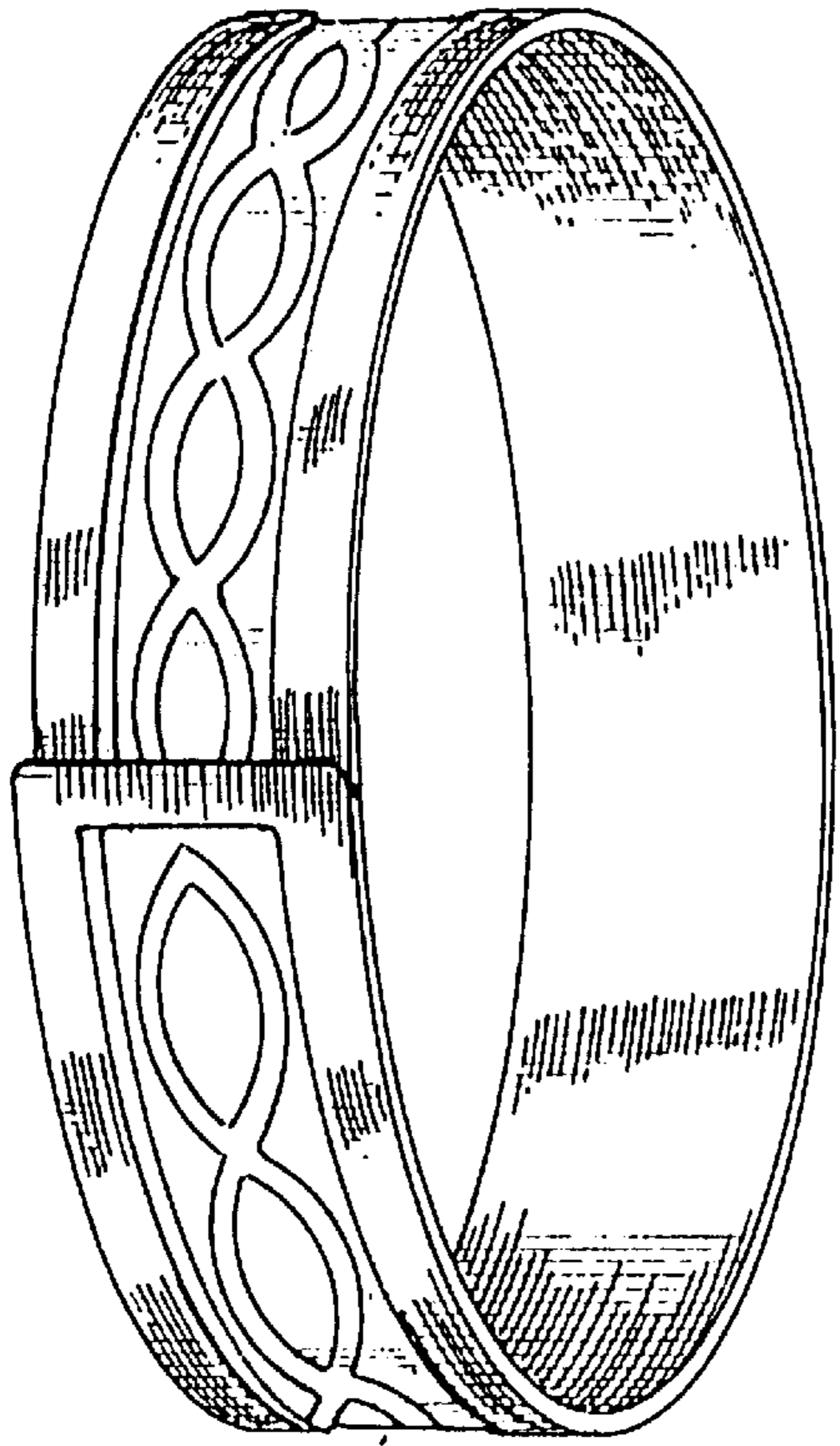


Fig. 2.

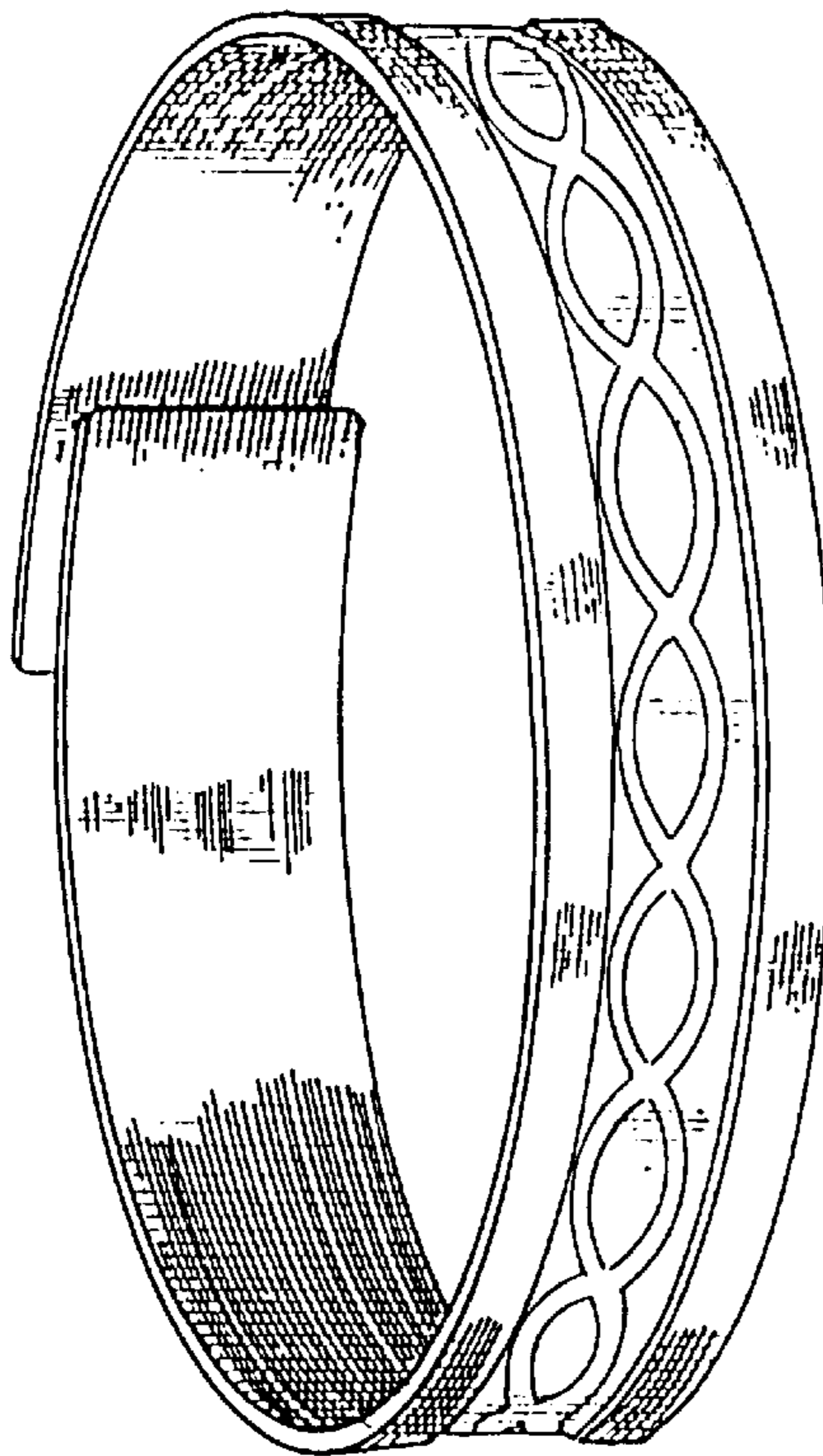


Fig. 1.

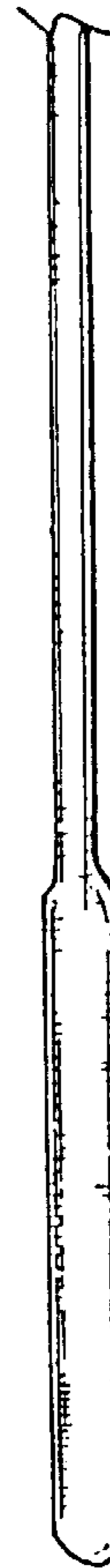
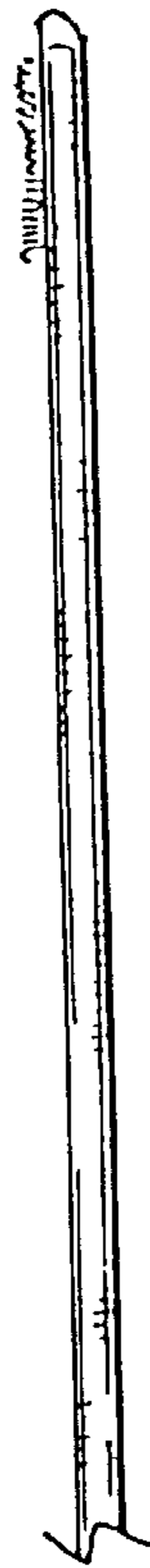


Fig. 3.

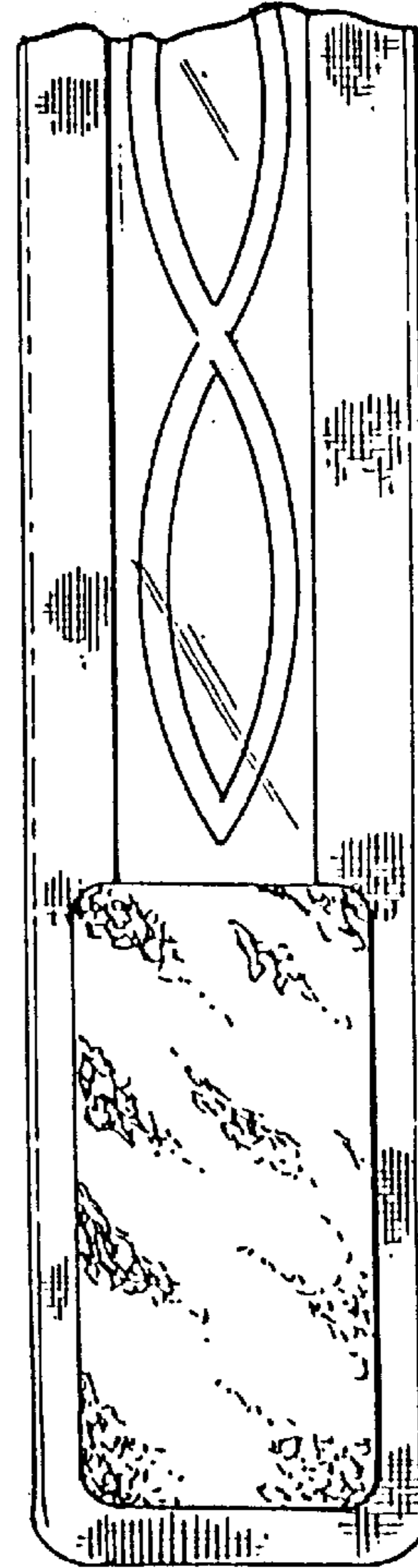
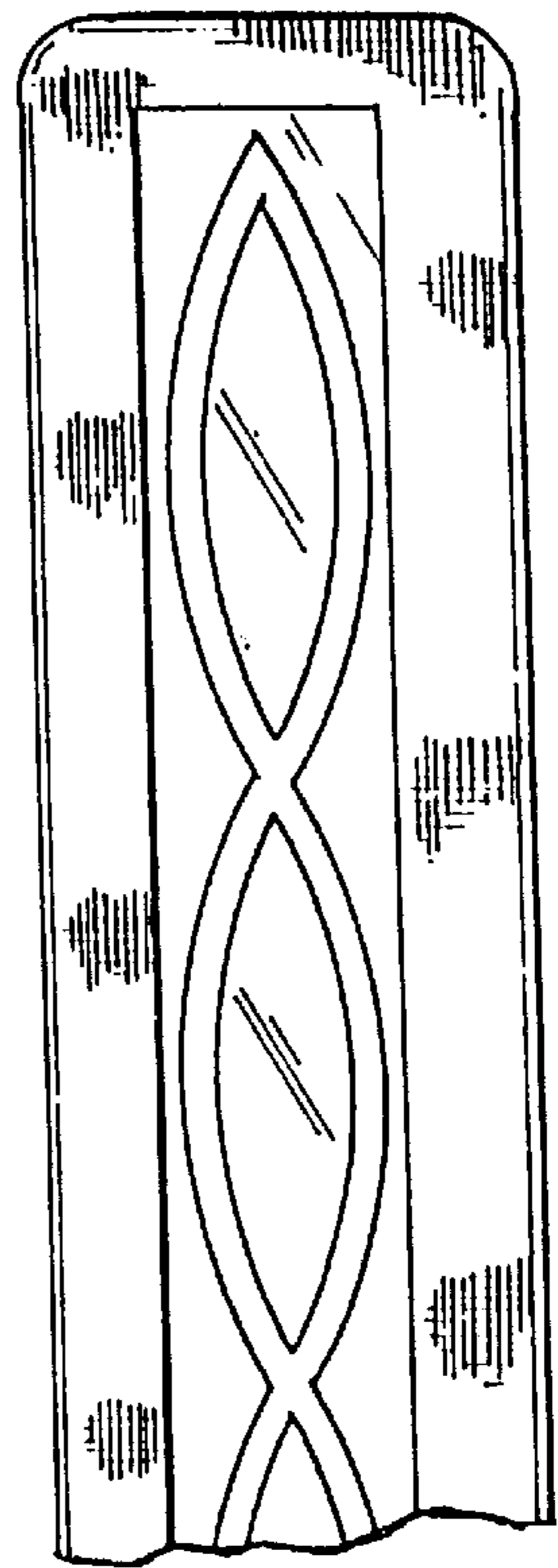


Fig. 4.




Fig. 5.




Fig. 6.

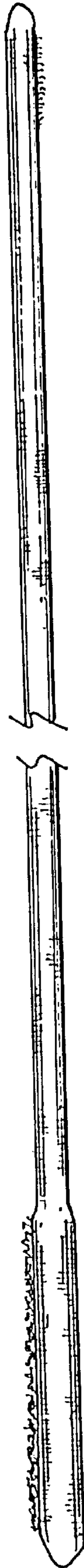


Fig. 7.





Fig. 8.

Fig. 9.