



US00D401387S

United States Patent [19]
Chamberlain

[11] **Patent Number: Des. 401,387**

[45] **Date of Patent: **Nov. 24, 1998**

[54] **GLOVE**

[76] Inventor: **Roy Chamberlain**, 821 Shun Pike,
Cottontown, Tenn. 37048

[**] Term: **14 Years**

[21] Appl. No.: **75,745**

[22] Filed: **Aug. 21, 1997**

[51] **LOC (6) Cl.** **02-06**

[52] **U.S. Cl.** **D2/623**

[58] **Field of Search** D2/610, 613, 614,
D2/615, 616, 617, 618, 619, 623; D5/28,
65; 2/159, 160, 163, 167

[56] **References Cited**

U.S. PATENT DOCUMENTS

D. 60,552	3/1922	Lobl et al.	D2/623
D. 78,836	6/1929	Meyers	D2/623
D. 125,145	2/1941	Skaine	D2/623
D. 174,067	2/1955	Sunkees	D2/623
D. 174,068	2/1955	Sunkees	D2/623
D. 321,426	11/1991	Brinker	D2/623

OTHER PUBLICATIONS

A photograph of an EMU foot undated.
Accessories Nov. 1986 p. 96 (Central Wallet).
The Random House College Dictionary p. 434 (EMU)
©1982.

Primary Examiner—Paula A. Mortimer
Attorney, Agent, or Firm—Waddey & Patterson; Mark J.
Patterson

[57] **CLAIM**

The ornamental design for a glove, as shown and described.

DESCRIPTION

FIG. 1 is a front elevational view of a glove showing my new design;

FIG. 2 is a top plan view thereof;

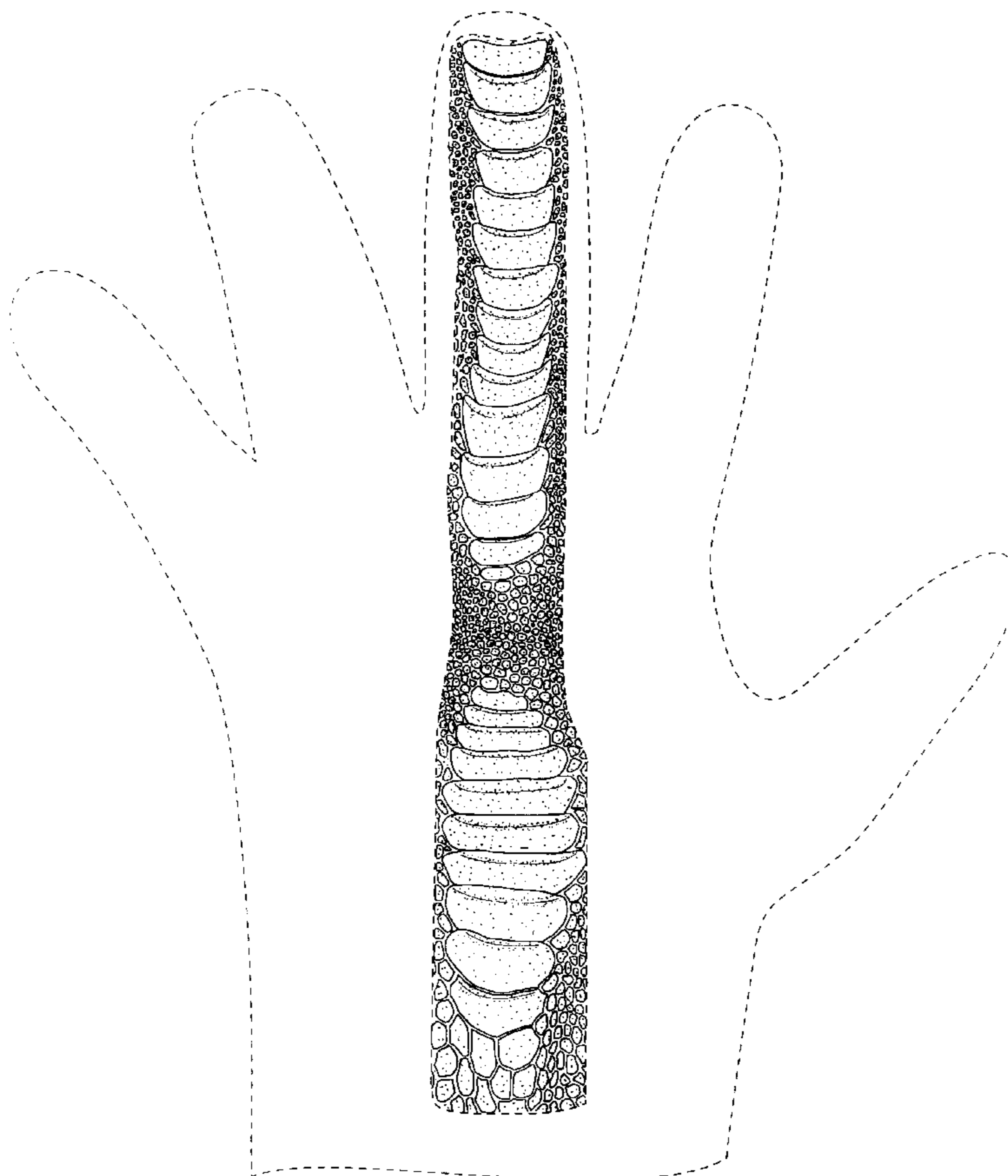
FIG. 3 is a bottom plan view thereof;

FIG. 4 is a left side elevational view thereof; and,

FIG. 5 is a right side elevational view thereof.

The broken line showing of the glove is for illustrative purposes only and forms no part of the claimed design; however the broken lines which surround the edge of the ornamented portion in FIG. 1 defines the bounds of the claim but form no part thereof.

1 Claim, 3 Drawing Sheets



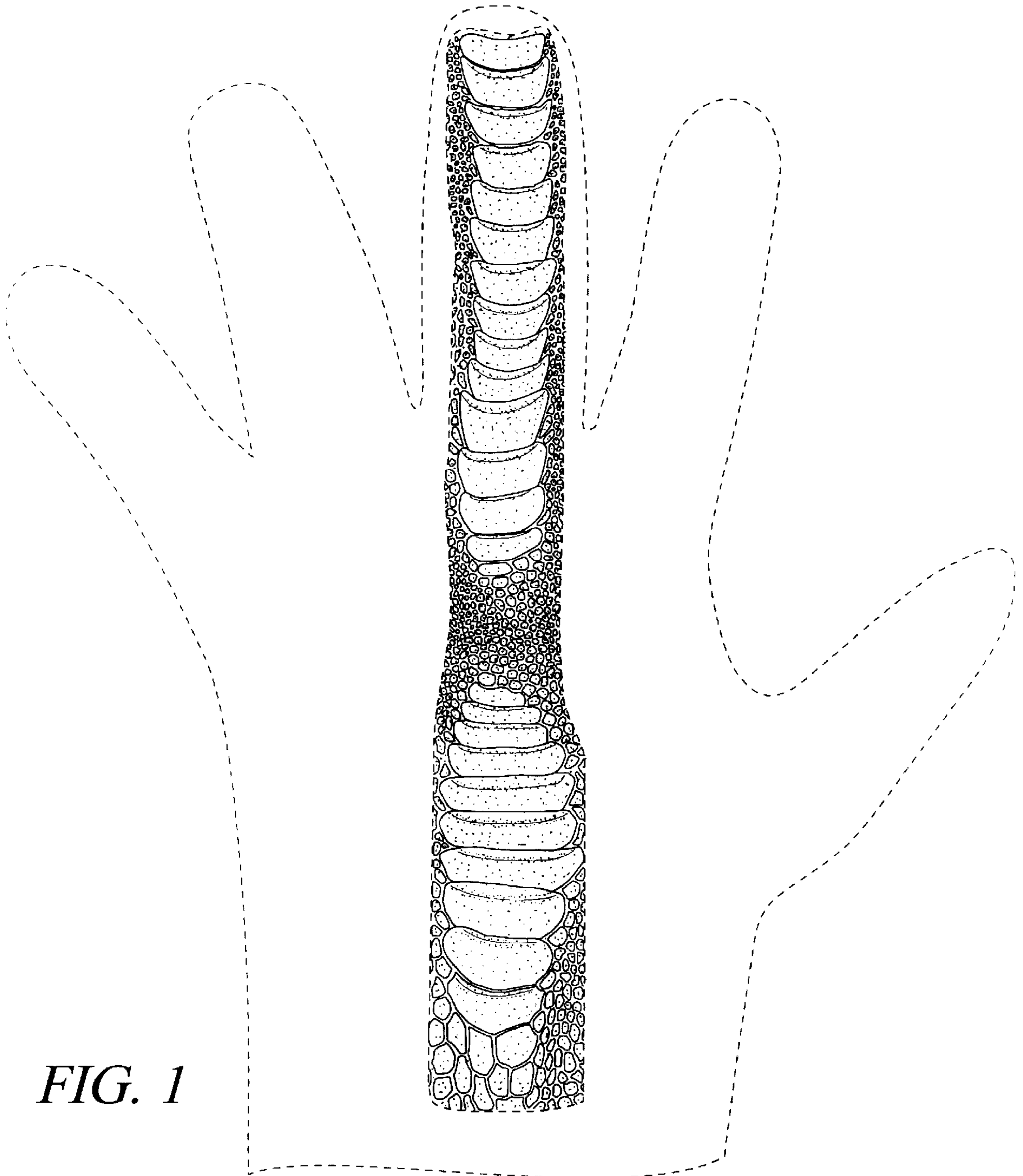


FIG. 1




FIG. 2




FIG. 3




FIG. 4

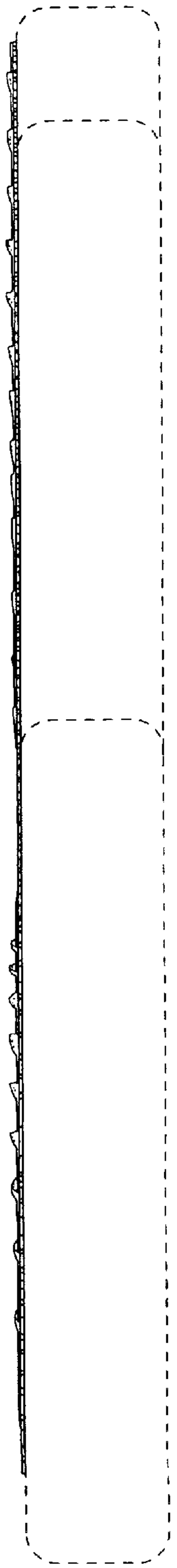


FIG. 5