



US00D401382S

# United States Patent [19] Seifert

[11] **Patent Number: Des. 401,382**

[45] **Date of Patent: \*\*Nov. 17, 1998**

[54] **HAIR STYLER**

[75] Inventor: **Cornelia Seifert**, Bad Soden, Germany

[73] Assignee: **Braun Aktiengesellschaft**, Frankfurt, Germany

[\*\*] Term: **14 Years**

[21] Appl. No.: **83,479**

[22] Filed: **Feb. 6, 1998**

### [30] Foreign Application Priority Data

Aug. 11, 1997 [DE] Germany ..... 97 07 426.8

[51] **LOC (6) Cl.** ..... **28-03**

[52] **U.S. Cl.** ..... **D28/13; D28/15; D28/25; D28/35**

[58] **Field of Search** ..... D28/35, 13, 15, D28/18, 24, 25, 28; 132/112-118, 271, 272; 34/96-98, 101; 392/380, 383-385; 219/222, 225

### [56] References Cited

#### U.S. PATENT DOCUMENTS

D. 225,786	1/1973	Levine	.....	D28/13
D. 254,451	3/1980	Battaglia	.....	D28/13
D. 372,336	7/1996	Kip	.....	D28/18
D. 383,245	9/1997	Seifert	.....	D28/35
D. 383,874	9/1997	Rizzuto	.....	D28/18
D. 388,538	12/1997	Kip	.....	D28/18
1,137,792	5/1915	Scheel	.....	132/112
2,565,889	8/1951	Schroer	.....	132/112
3,892,247	7/1975	Andersen	.....	132/148

4,173,231	11/1979	Isino et al.	.....	132/271
4,197,608	4/1980	Holley et al.	.....	132/118 X
4,604,514	8/1986	Thaler et al.	.....	219/225

#### FOREIGN PATENT DOCUMENTS

66062	6/1977	Japan	.....	392/380
6038829	2/1994	Japan	.....	219/222
134788	2/1930	Switzerland	.....	132/118

#### OTHER PUBLICATIONS

“Hong Kong Enterprise” Oct. 1991, p. 845 top center, item No AB-190: styling attachment shown by arrow.

*Primary Examiner*—Ted Shooman

*Assistant Examiner*—C Tuttle

*Attorney, Agent, or Firm*—Fish & Richardson P.C.

### [57] CLAIM

The ornamental design for a hair styler, as shown and described.

### DESCRIPTION

FIG. 1 is a front and right side perspective view of a hair styler, showing my design;  
FIG. 2 is a front view thereof;  
FIG. 3 is a right side view thereof;  
FIG. 4 is a left side view thereof;  
FIG. 5 is a rear view thereof;  
FIG. 6 is a top plan view thereof; and,  
FIG. 7 is a bottom plan view thereof.

The broken line showing of the cord is for illustrative purposes only and forms no part of the claimed design.

**1 Claim, 4 Drawing Sheets**

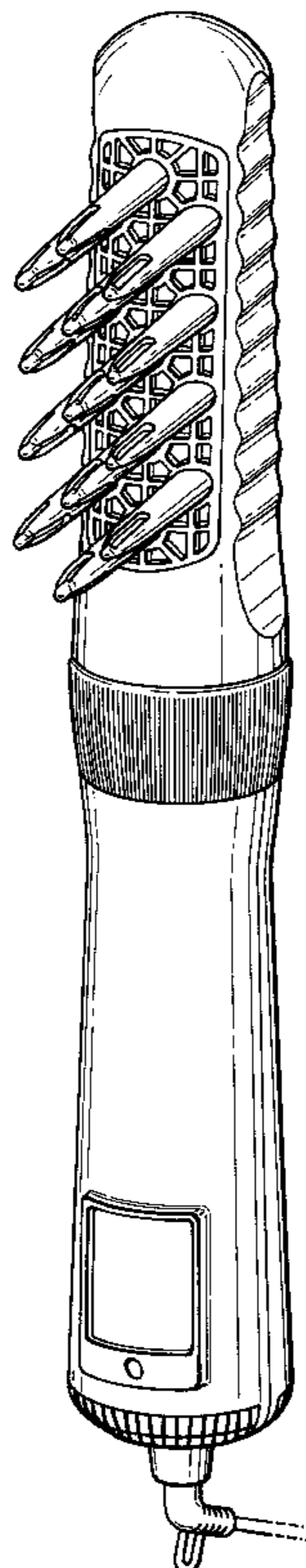


Fig. 1

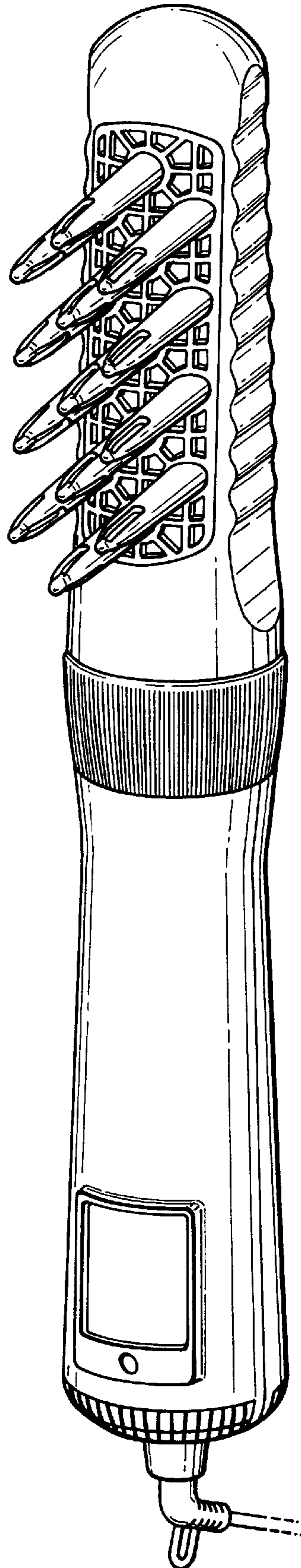


Fig. 2

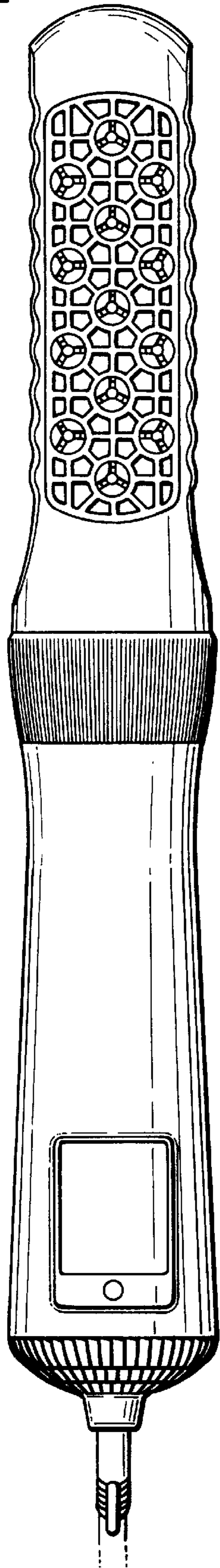


Fig. 3

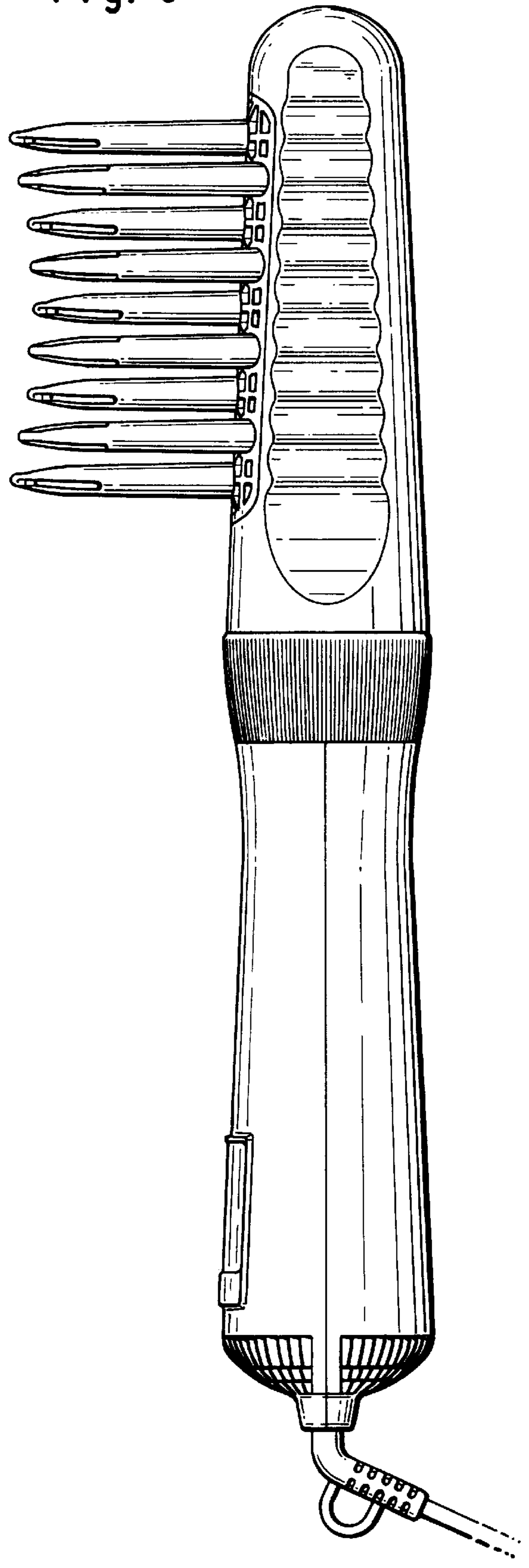


Fig. 5

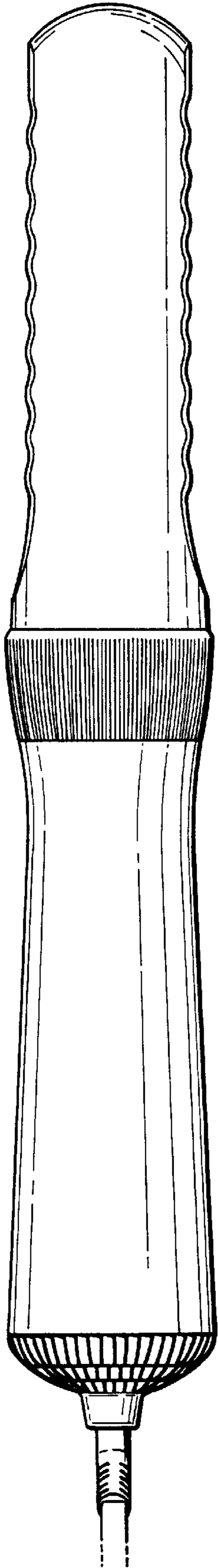


Fig. 4

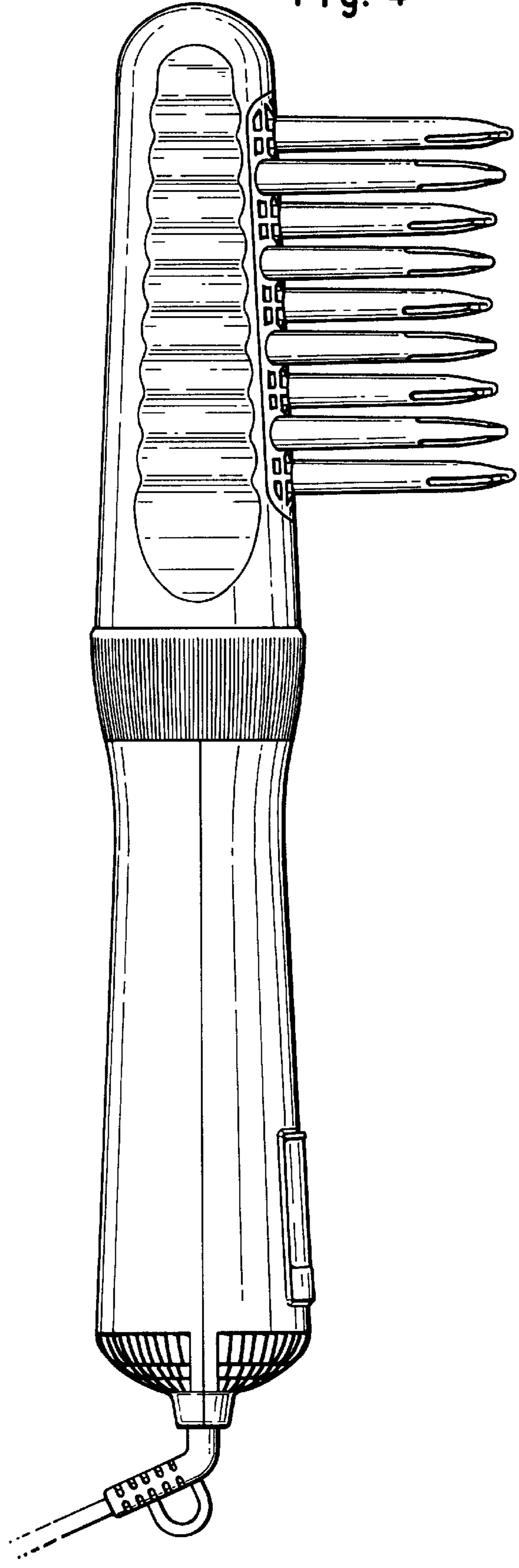


Fig. 6

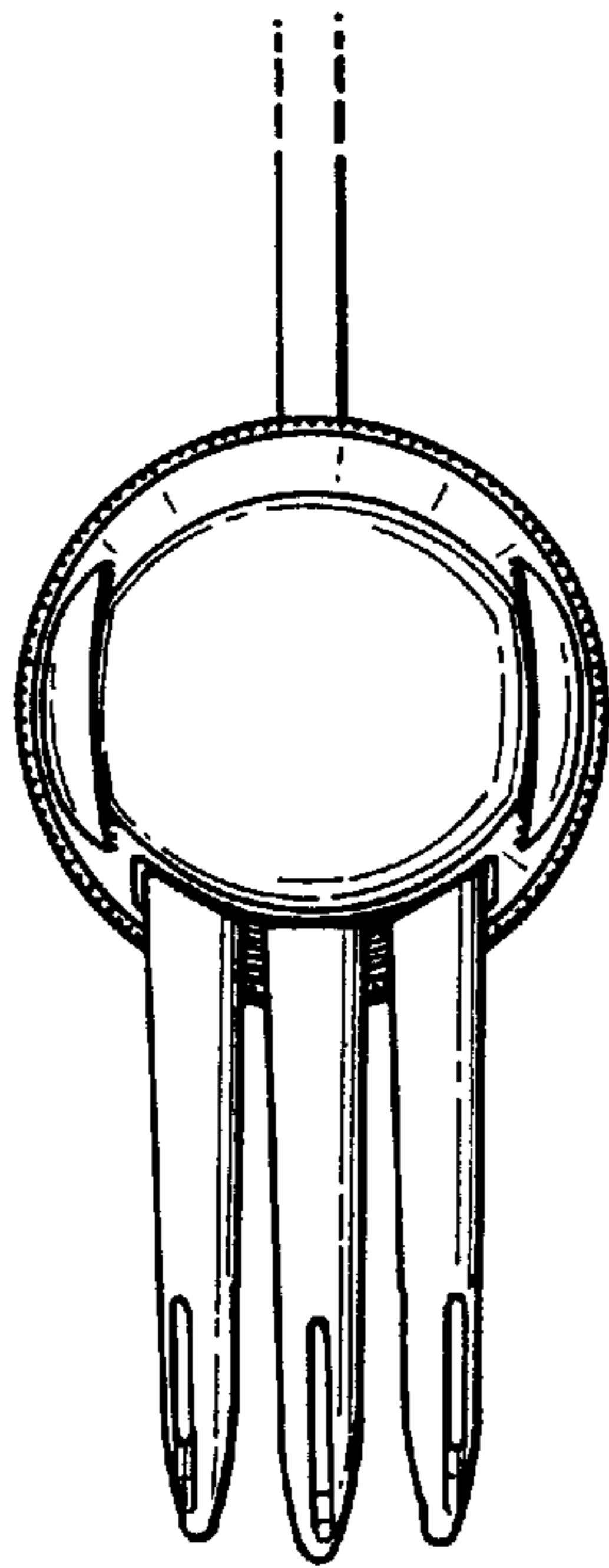


Fig. 7

