



US00D401366S

United States Patent [19]
McCool

[11] **Patent Number: Des. 401,366**
[45] **Date of Patent: **Nov. 17, 1998**

[54] **MOTORCYCLE LIGHT MOUNTING BAR**

[75] Inventor: **Timothy McCool**, Yorba Linda, Calif.

[73] Assignee: **Cobra Engineering Corporation**,
Anaheim, Calif.

[**] Term: **14 Years**

[21] Appl. No.: **68,297**

[22] Filed: **Mar. 27, 1997**

Related U.S. Application Data

[63] Continuation-in-part of Ser. No. 54,649, May 17, 1996, Pat.
No. Des. 383,860.

[51] **LOC (6) Cl.** **26-06**

[52] **U.S. Cl.** **D26/28; D12/114**

[58] **Field of Search** D26/28, 29, 34,
D26/36; D12/110, 114, 223; 280/288.4;
180/219

[56] **References Cited**

U.S. PATENT DOCUMENTS

D. 266,027 8/1982 Saunders D26/139

D. 343,152 1/1994 Preisler D12/114
D. 370,284 5/1996 Farchione D26/28
D. 374,295 10/1996 Farchione D12/114
D. 383,860 9/1997 McCool D26/28
4,356,536 10/1982 Funabashie t al. 362/72

Primary Examiner—Melody N. Brown
Attorney, Agent, or Firm—Fulwider Patton Lee & Utecht,
LLP

[57] **CLAIM**

The ornamental design for a motorcycle light mounting bar,
as shown and described.

DESCRIPTION

FIG. 1 is a perspective view of a motorcycle light mounting
bar showing my new design;
FIG. 2 is a top view thereof;
FIG. 3 is a bottom view thereof;
FIG. 4 is a front view thereof;
FIG. 5 is a back view thereof;
FIG. 6 is a right end view thereof; and,
FIG. 7 is a left end view thereof.

1 Claim, 2 Drawing Sheets



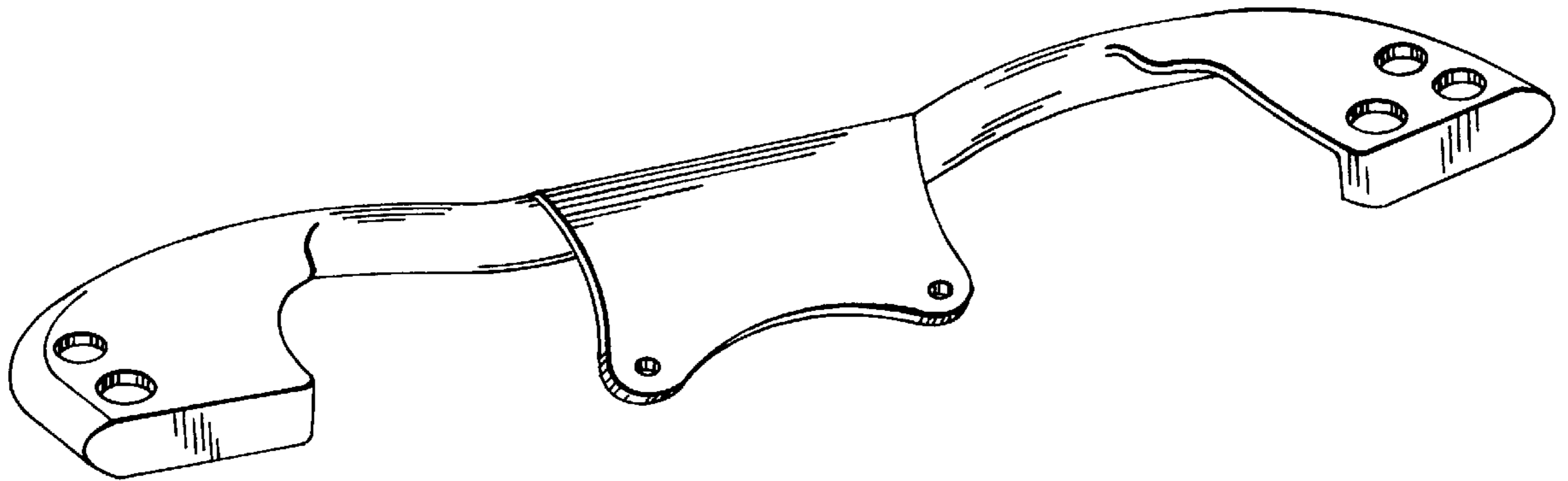


FIG. 1




FIG. 2



FIG. 3




FIG. 4




FIG. 5



FIG. 6



FIG. 7