



US00D401361S

# United States Patent [19] Mitchell

[11] **Patent Number: Des. 401,361**  
[45] **Date of Patent: \*\*Nov. 17, 1998**

[54] **RECREATIONAL SURFACE BLOCK**

[75] Inventor: **Steven G. Mitchell**, Yorba Linda, Calif.

[73] Assignee: **Spectra Turf, Inc.**, Corona, Calif.

[\*\*] Term: **14 Years**

[21] Appl. No.: **51,179**

[22] Filed: **Mar. 6, 1996**

[51] **LOC (6) Cl.** ..... **25-01**

[52] **U.S. Cl.** ..... **D25/138**

[58] **Field of Search** ..... D25/113, 138,  
D25/163; D5/62; 52/396, 311.1, 177; 404/19,  
20, 42

[56] **References Cited**

**U.S. PATENT DOCUMENTS**

D. 124,562	1/1941	Schwartz	.....	D5/62
D. 125,000	2/1941	Kivelson	.....	D5/62
D. 125,106	2/1941	Kivelson	.....	D5/62
3,908,059	9/1975	Prince	.....	D25/163
4,116,909	9/1978	Muller	.....	260/23.7

4,386,179	5/1983	Sterling	.....	524/269
4,481,323	11/1984	Sterling	.....	524/269
4,622,257	11/1986	Thompson	.....	428/143
5,234,738	8/1993	Wolf	.....	428/120
5,252,664	10/1993	Thompson et al.	.....	525/64
5,411,352	5/1995	Eren	.....	404/31

*Primary Examiner*—B. J. Bullock  
*Attorney, Agent, or Firm*—Polster, Lieder, Woodruff & Lucchesi, L.C.

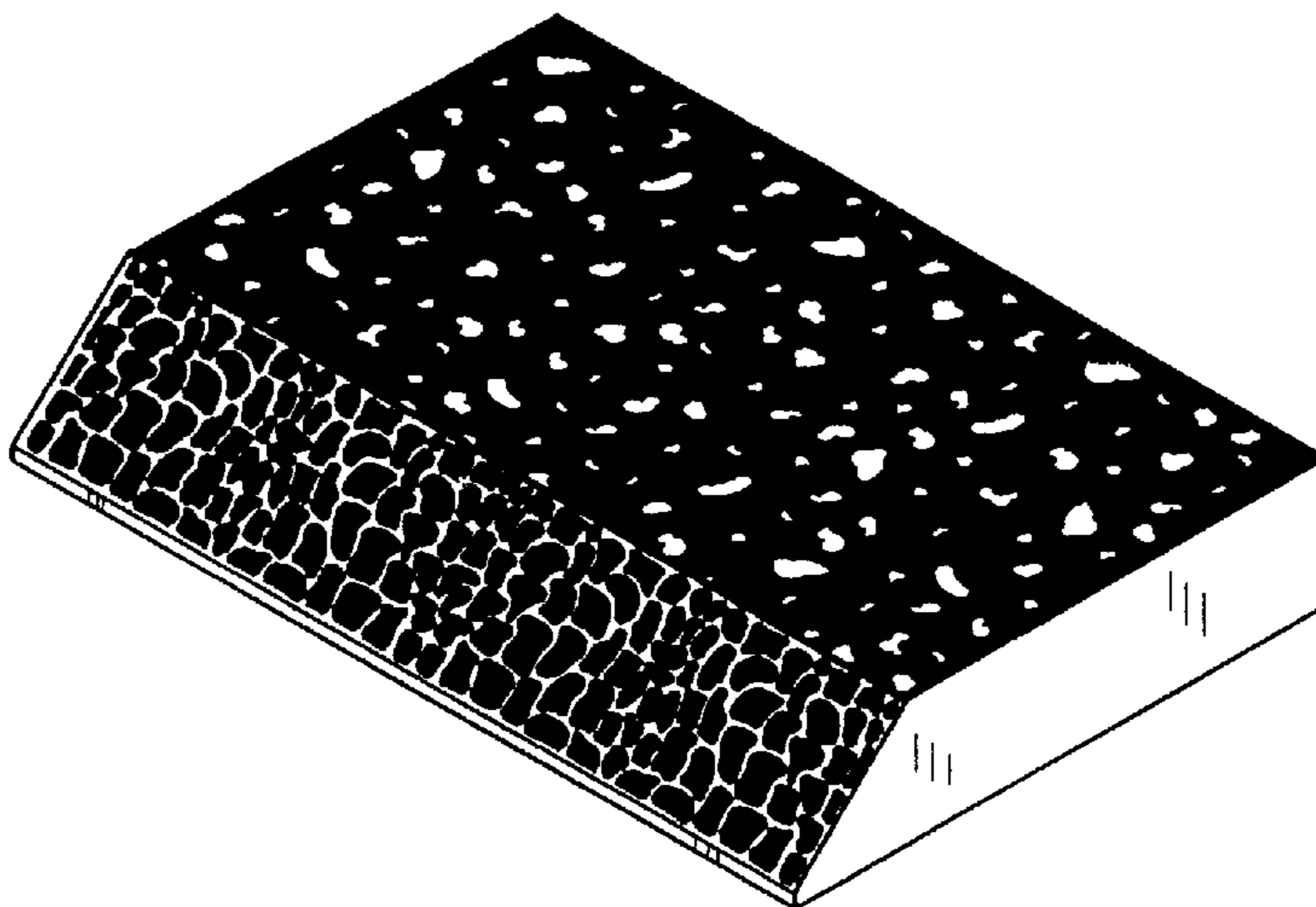
[57] **CLAIM**

The ornamental design for a recreational surface block, as shown and described.

**DESCRIPTION**

FIG. 1 is a perspective view of a modified embodiment thereof for use along an outer perimeter;  
FIG. 2 is a top plan view thereof;  
FIG. 3 is a bottom plan view thereof;  
FIG. 4 is a left side elevational view thereof;  
FIG. 5 is a right side elevational view thereof; and,  
FIG. 6 is an end elevational view thereof.

**1 Claim, 1 Drawing Sheet**



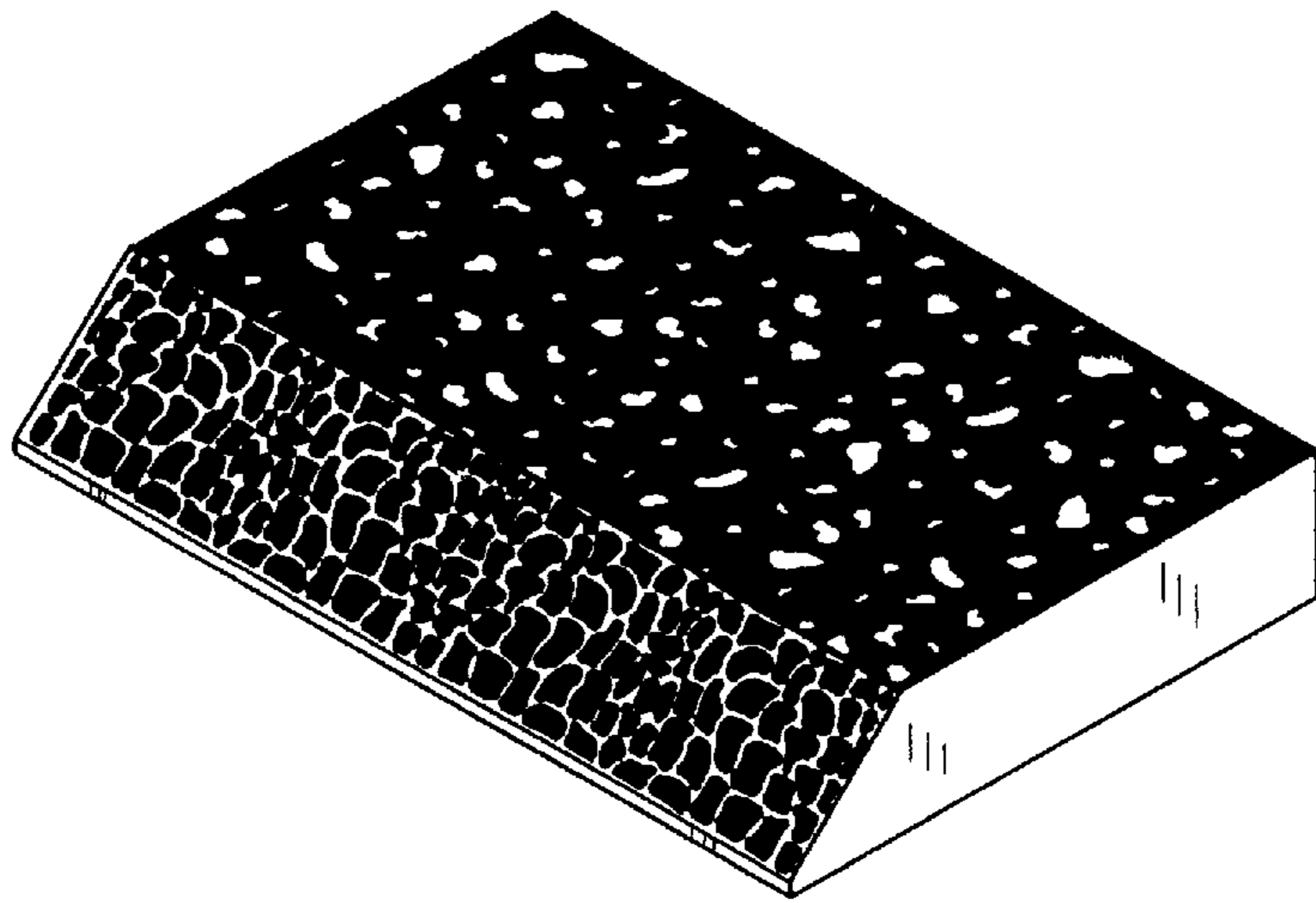


FIG. 1




FIG. 3




FIG. 2



FIG. 4



FIG. 6



FIG. 5