



US00D401315S

United States Patent [19]

Boyle et al.

[11] Patent Number: **Des. 401,315**

[45] Date of Patent: ****Nov. 17, 1998**

[54] **PORTABLE ELECTRIC HEATER**

[75] Inventors: **Stephan Boyle**, Belmont; **Walter Birdsell**, Shrewsbury; **Steven L. Hecker**, Waltham, all of Mass.; **Scott W. Osiecki**, Skaneateles, N.Y.

[73] Assignee: **Honeywell Inc.**, Minneapolis, Minn.

[**] Term: **14 Years**

[21] Appl. No.: **63,638**

[22] Filed: **Dec. 12, 1996**

[51] **LOC (6) Cl.** **23-03**

[52] **U.S. Cl.** **D23/335; D23/332; D23/389**

[58] **Field of Search** **D23/389, 335, D23/332; 392/353, 365-369, 373-374, 423, 424**

[56] **References Cited**

U.S. PATENT DOCUMENTS

D. 320,648 10/1991 Velazquez D23/335

D. 376,417 12/1996 Jane' et al. D23/335
3,165,624 1/1965 Cunningham 392/353
3,267,255 8/1966 Schulz 392/368
3,632,981 1/1972 Gasparaitis 392/368

Primary Examiner—Lisa Lichtenstein
Attorney, Agent, or Firm—Loletta L. Darden

[57] **CLAIM**

The ornamental design for a portable electric heater, as shown and described.

DESCRIPTION

FIG. 1 shows a front perspective view of a portable electric heater incorporating our design;

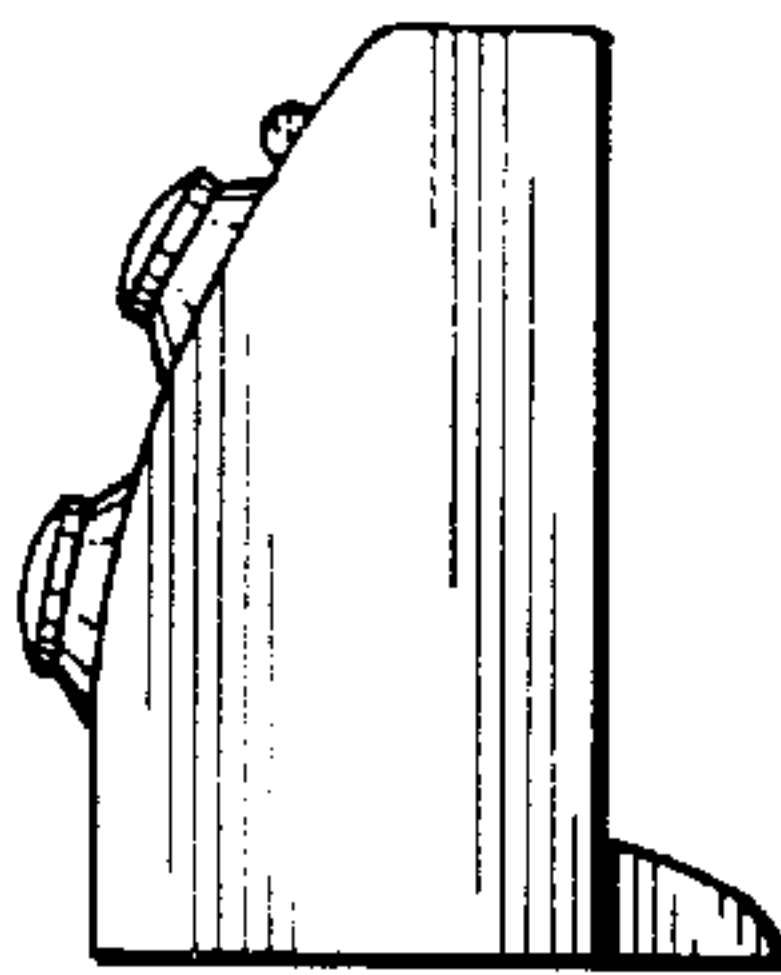
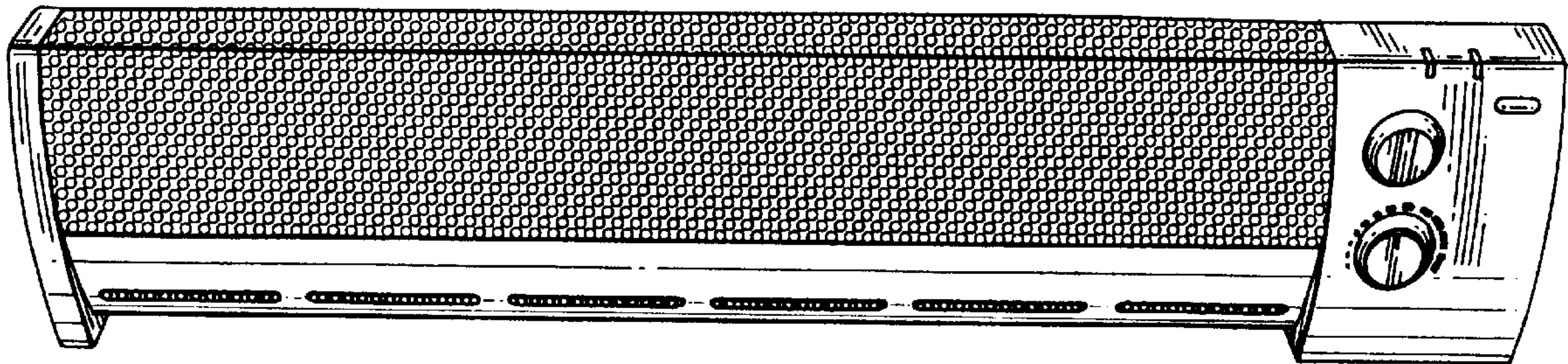
FIG. 2 shows a right side elevational view of the portable electric heater shown in FIG. 1, the opposite side being a mirror image of that shown;

FIG. 3 shows a top plan view of the portable electric heater shown in FIG. 1; and,

FIG. 4 shows a rear elevational view of the portable electric heater shown in FIG. 1.

The bottom of the design is plain and unornamented.

1 Claim, 3 Drawing Sheets






FIG. 1

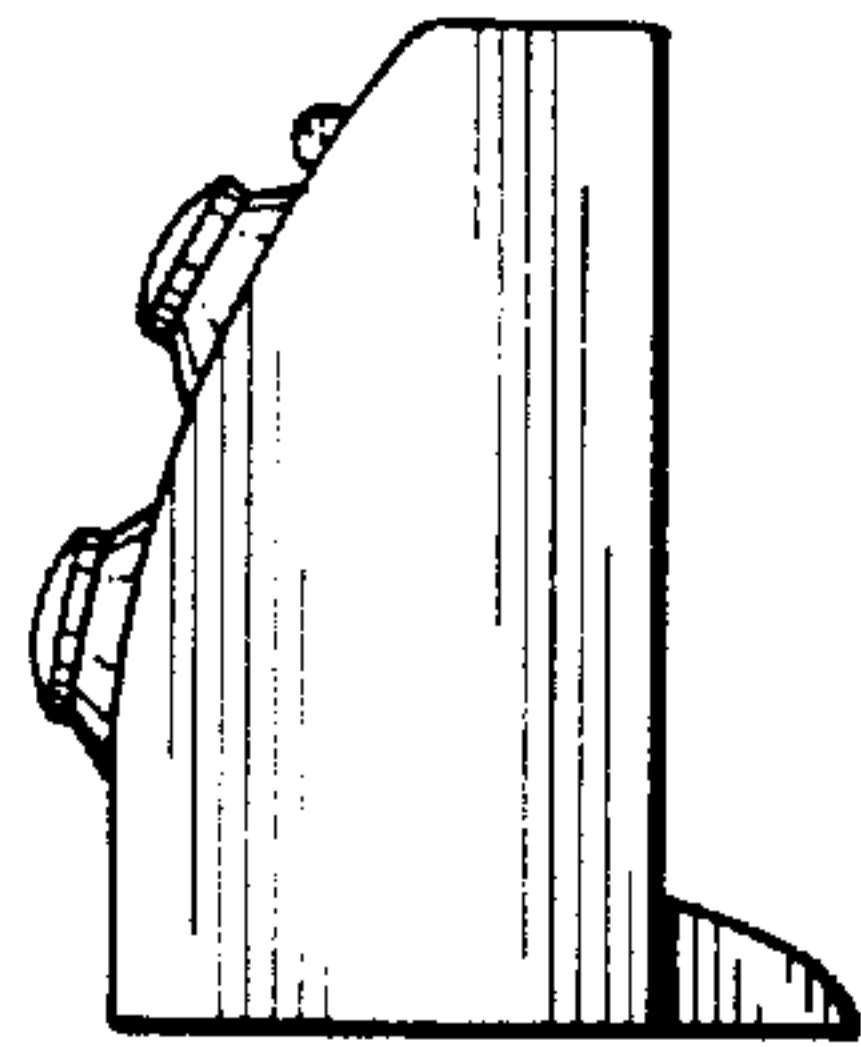


FIG. 2




FIG. 3




FIG. 4