



US00D401313S

# United States Patent [19]

Murakami et al.

[11] Patent Number: Des. 401,313

[45] Date of Patent: \*\*Nov. 17, 1998

[54] CAR AIR CONDITIONER

[75] Inventors: Yutaka Murakami; Seisuke Shirai,  
both of Shiga, Japan

[73] Assignee: Matsushita Electric Industrial Co.,  
Ltd., Japan

[\*\*] Term: 14 Years

[21] Appl. No.: 81,662

[22] Filed: Jan. 7, 1998

[30] Foreign Application Priority Data

Jul. 15, 1997 [JP] Japan ..... 9-61637

[51] LOC (6) Cl. .... 12-16

[52] U.S. Cl. .... D23/325; D23/351

[58] Field of Search ..... D23/325, 351,  
D23/354; 454/108, 155; 165/42, 43

[56] References Cited

U.S. PATENT DOCUMENTS

- 4,722,747 2/1988 Armbruster .
- 4,958,504 9/1990 Ichikawa et al. .
- 5,127,238 7/1992 Ichikawa et al. .

FOREIGN PATENT DOCUMENTS

- 865378 3/1993 Japan .
- 869416 5/1993 Japan .
- 949909 3/1996 Japan .
- 951987 4/1996 Japan .

OTHER PUBLICATIONS

Frigiking•Division of Cummins Engine Co., Inc., Cat, pp. 1 and 2, Car Airconditioner—"The Norseman", Rec'd Apr. 1967.

Primary Examiner—Lisa Lichtenstein  
Attorney, Agent, or Firm—Saidman DesignLaw Group

[57] CLAIM

The ornamental design for a car air conditioner, as shown.

DESCRIPTION

FIG. 1 is a perspective view of the front, right side and bottom of a car air conditioner showing our new design; FIG. 2 is a top plan view thereof; FIG. 3 is a front view thereof; FIG. 4 is a left side view thereof; FIG. 5 is a right side view thereof; FIG. 6 is a rear view thereof; and, FIG. 7 is a bottom view thereof.

1 Claim, 4 Drawing Sheets

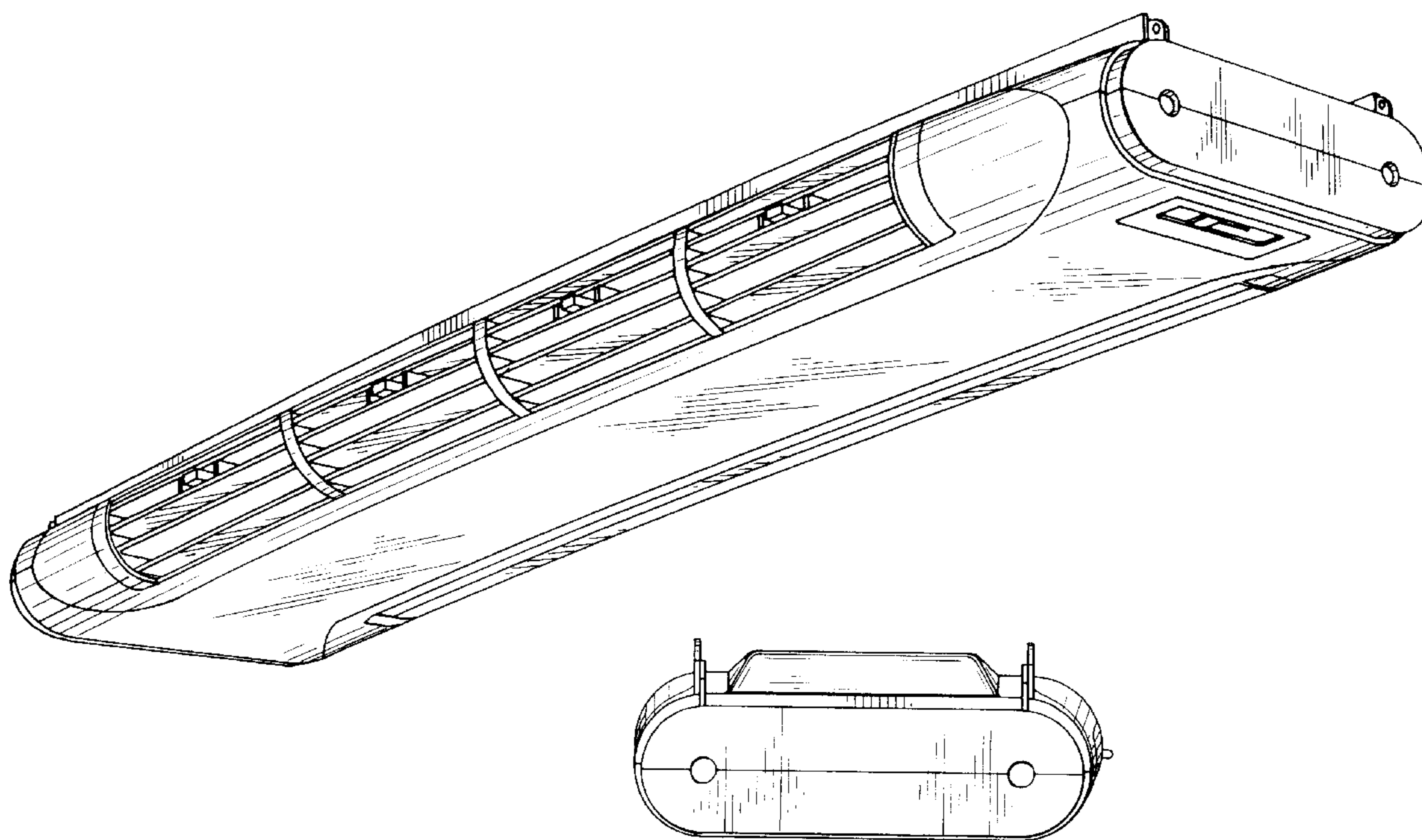


FIG. 1

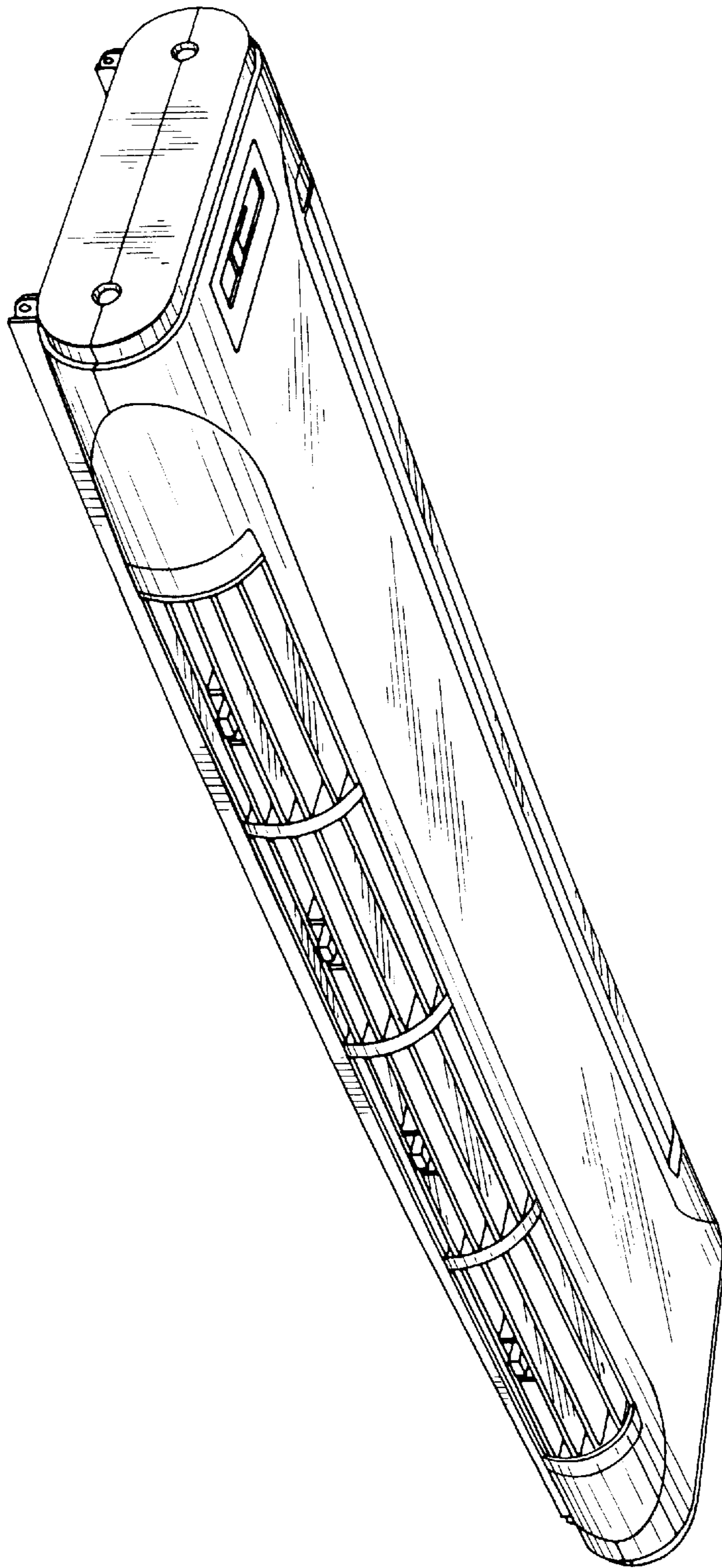


FIG. 2




FIG. 3

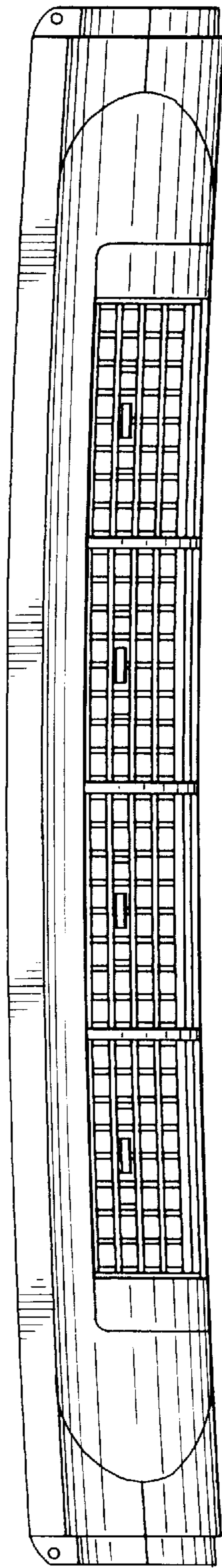


FIG. 4

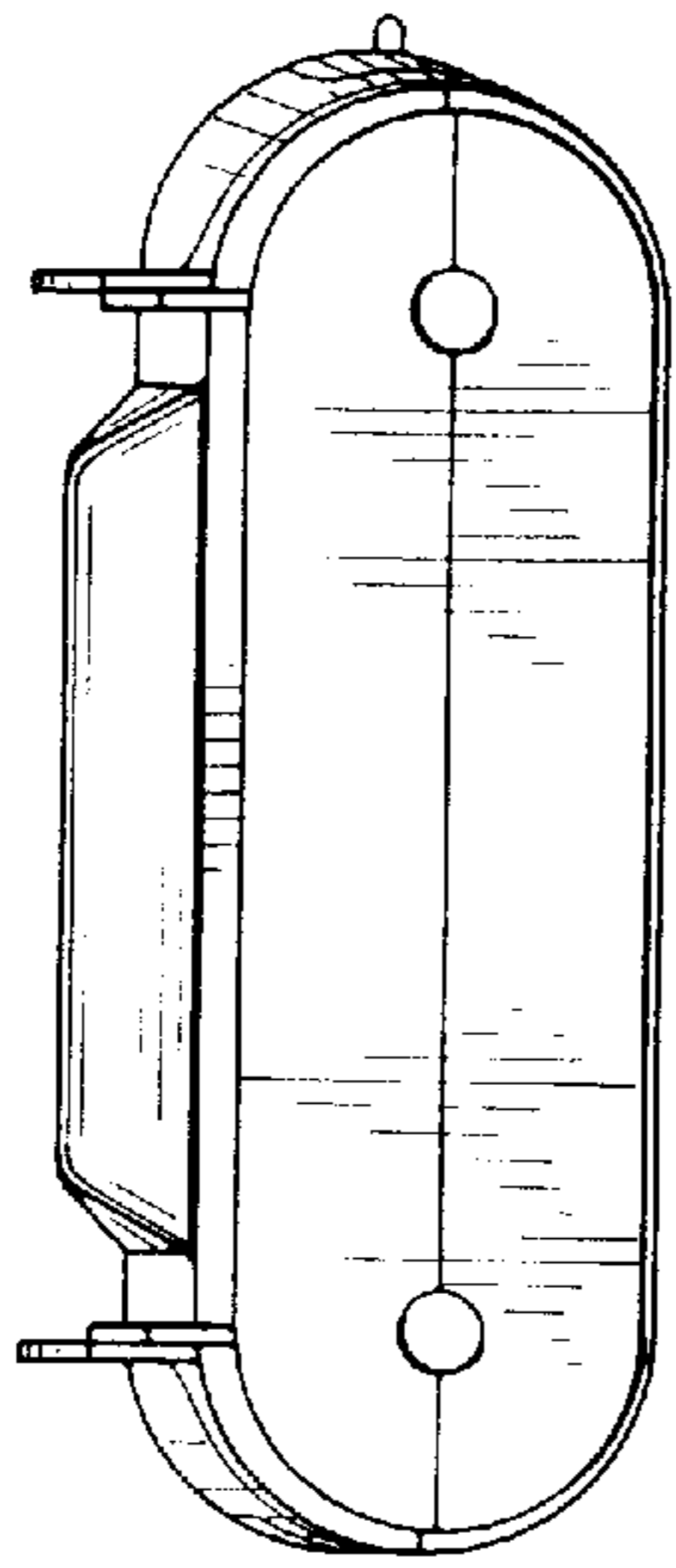


FIG. 5

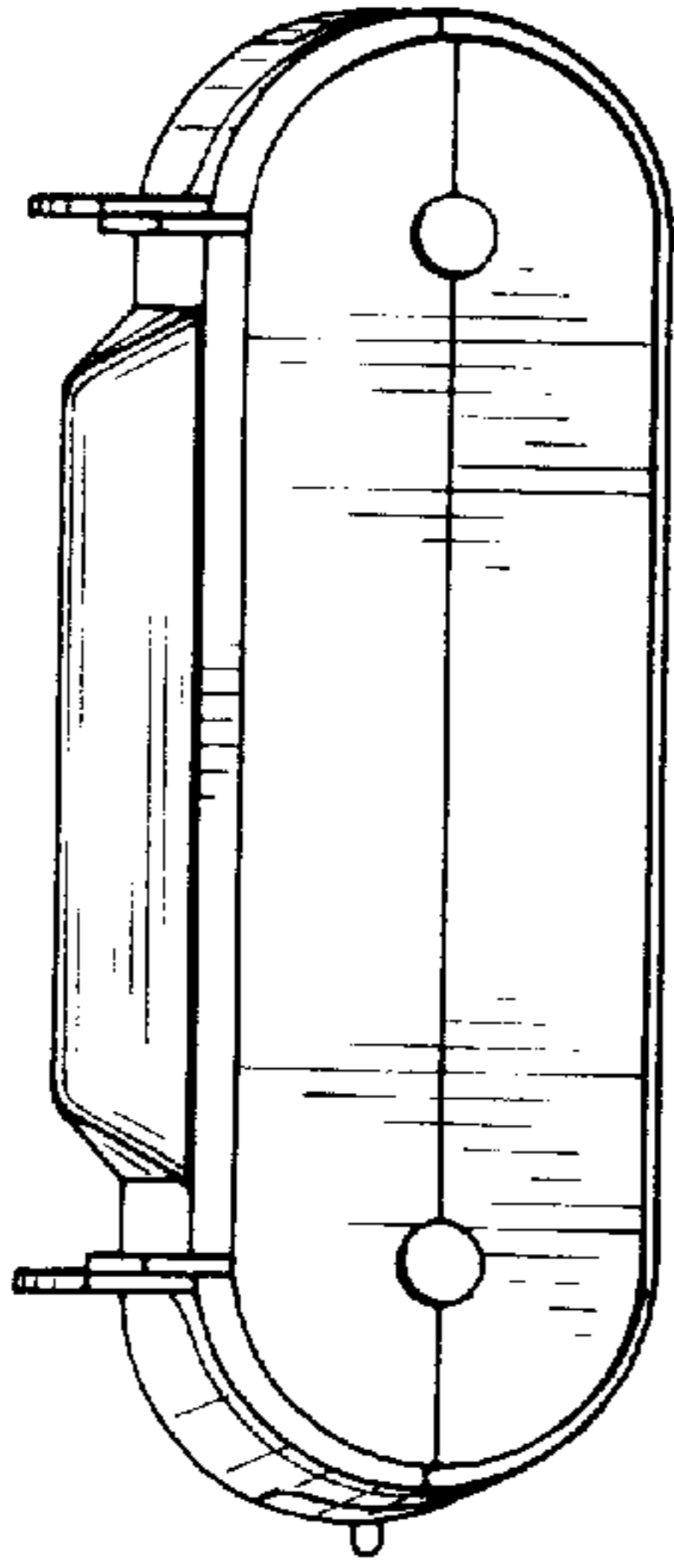


FIG. 6

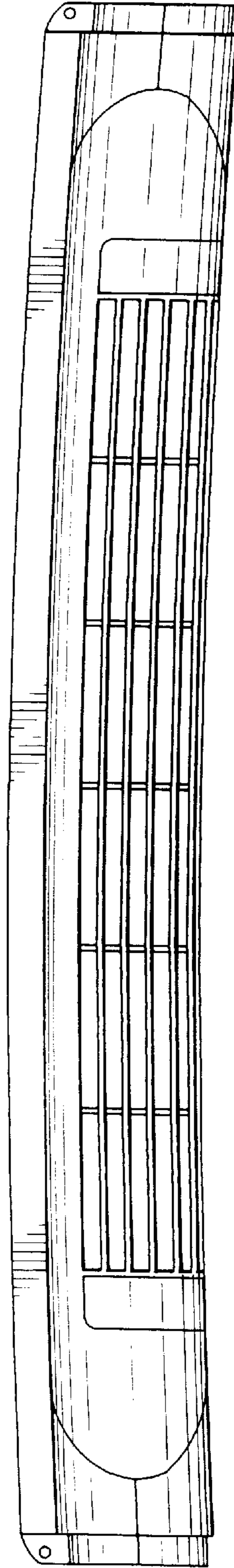


FIG. 7

