



US00D401304S

United States Patent [19]
Hawkins

[11] **Patent Number: Des. 401,304**

[45] **Date of Patent: **Nov. 17, 1998**

[54] **FLY SWATTER WITH REPLACEABLE HEAD
PIECE**

[76] Inventor: **Kate L. Hawkins**, 13111 Chirping
Sparrow Way, Tustin, Calif. 92780

[**] Term: **14 Years**

[21] Appl. No.: **75,703**

[22] Filed: **Aug. 22, 1997**

[51] **LOC (6) Cl.** **22-06**

[52] **U.S. Cl.** **D22/124**

[58] **Field of Search** D22/124; 43/137

[56] **References Cited**

U.S. PATENT DOCUMENTS

D. 48,714	3/1916	Gomber	D22/124
D. 93,533	10/1934	Bennett et al.	D22/124
D. 142,428	9/1945	Lambert	D22/124
D. 166,920	6/1952	Laughlin	D22/124
975,570	11/1910	Porter	43/137
1,185,855	6/1916	Stinson	D22/124 X

1,354,775	10/1920	Moore	43/127
1,500,442	7/1924	Cooler	D22/124
1,650,548	11/1927	Sullivan	D22/124
2,022,615	11/1935	Bennett et al.	43/137
2,023,209	12/1935	Platt	43/137
2,881,554	4/1959	Laine	43/137
5,377,446	1/1995	Dileo	43/137

Primary Examiner—Doris V. Coles

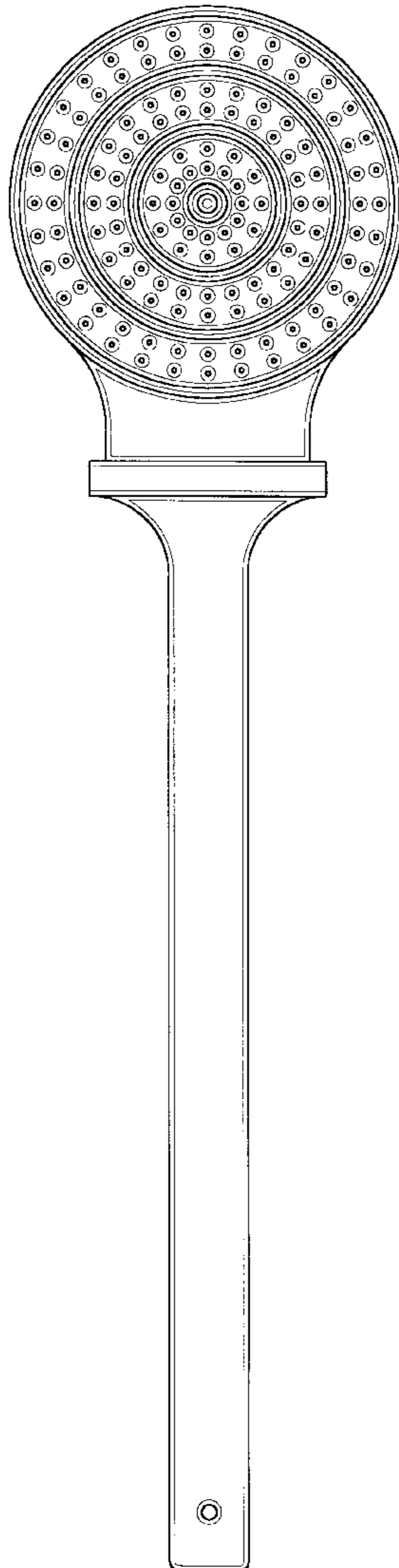
[57] **CLAIM**

The ornamental design for a fly swatter with replaceable head piece, as shown and described.

DESCRIPTION

FIG. 1 is a front elevational view of the fly swatter with replaceable head piece showing my new design; FIG. 2 is a rear elevational view thereof; FIG. 3 is a right side view thereof; FIG. 4 is a left side view thereof; FIG. 5 is a top plan view thereof; and, FIG. 6 is a bottom plan view thereof.

1 Claim, 3 Drawing Sheets



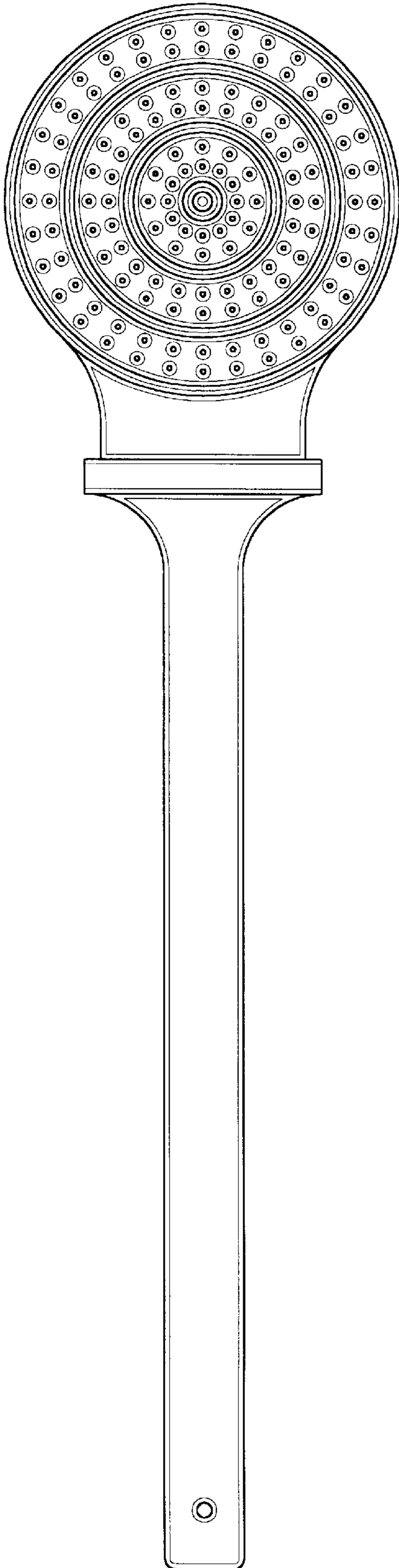


Fig. 1

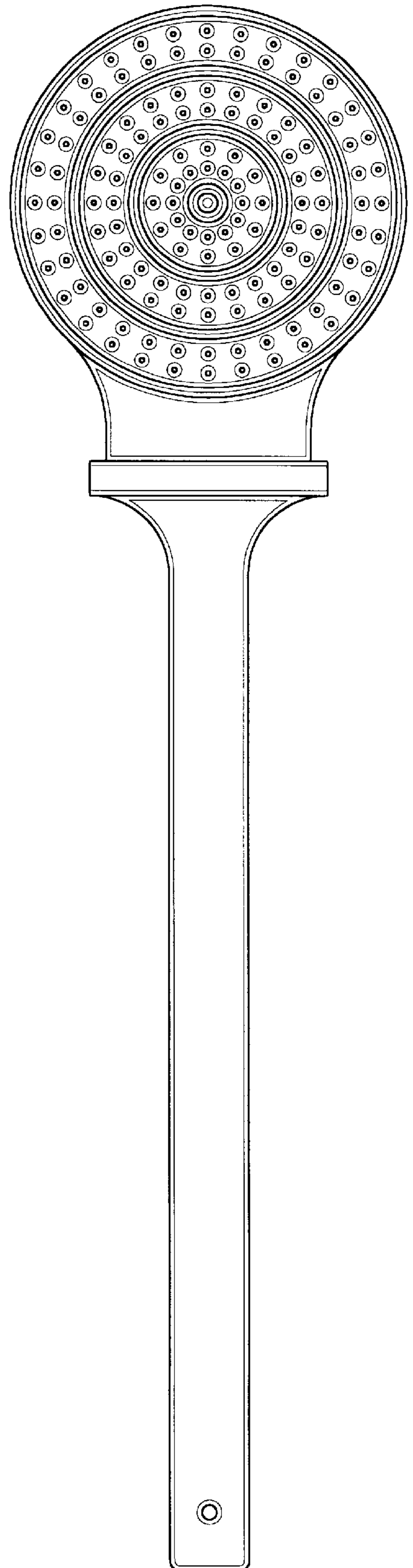


Fig. 2

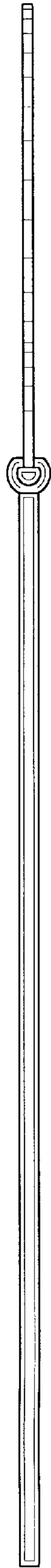


Fig. 3

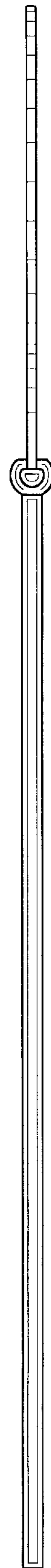


Fig. 4




Fig. 5




Fig. 6