



US00D401294S

United States Patent [19]
Kaner

[11] **Patent Number: Des. 401,294**

[45] **Date of Patent: **Nov. 17, 1998**

[54] **REMOVABLE HAND GRIP SLEEVE FOR TENNIS RACKET**

D. 350,584 9/1994 Jacobs D21/222
D. 385,936 11/1997 Nakazaki D21/222
4,098,506 7/1978 Gaiser 473/538

[75] Inventor: **Albert H. Kaner**, Sylvan Lake, Mich.

Primary Examiner—Ted Shooman
Attorney, Agent, or Firm—Gerald S. Rosen

[73] Assignee: **AGC Research and Development Corporation**, Southampton, N.J.

[57] **CLAIM**

[**] Term: **14 Years**

The ornamental design for a removable hand grip sleeve for tennis racket, as shown and described.

[21] Appl. No.: **68,402**

DESCRIPTION

[22] Filed: **Apr. 1, 1997**

FIG. 1 is a front perspective view of a removable hand grip sleeve for tennis racket my new design;
FIG. 2 is an enlarged front elevational view thereof;
FIG. 3 is a top plan view of FIG. 2;
FIG. 4 is a right side elevational view thereof; and,
FIG. 5 is a bottom plan view of FIG. 2.

[51] **LOC (6) Cl.** **21-02**

[52] **U.S. Cl.** **D21/222; D21/212**

[58] **Field of Search** D21/212, 222;
473/538, 524, 553

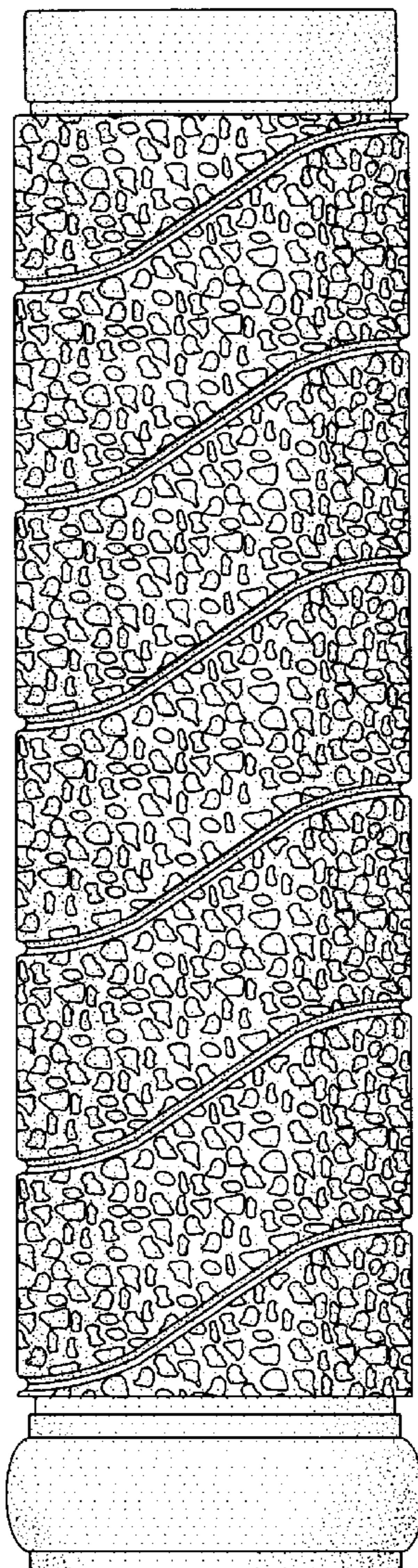
The tennis racket shown in broken lines in FIG. 1 is for illustrative purposes only.

[56] **References Cited**

U.S. PATENT DOCUMENTS

D. 272,553 2/1984 Hall, Jr. et al. D21/212

1 Claim, 2 Drawing Sheets



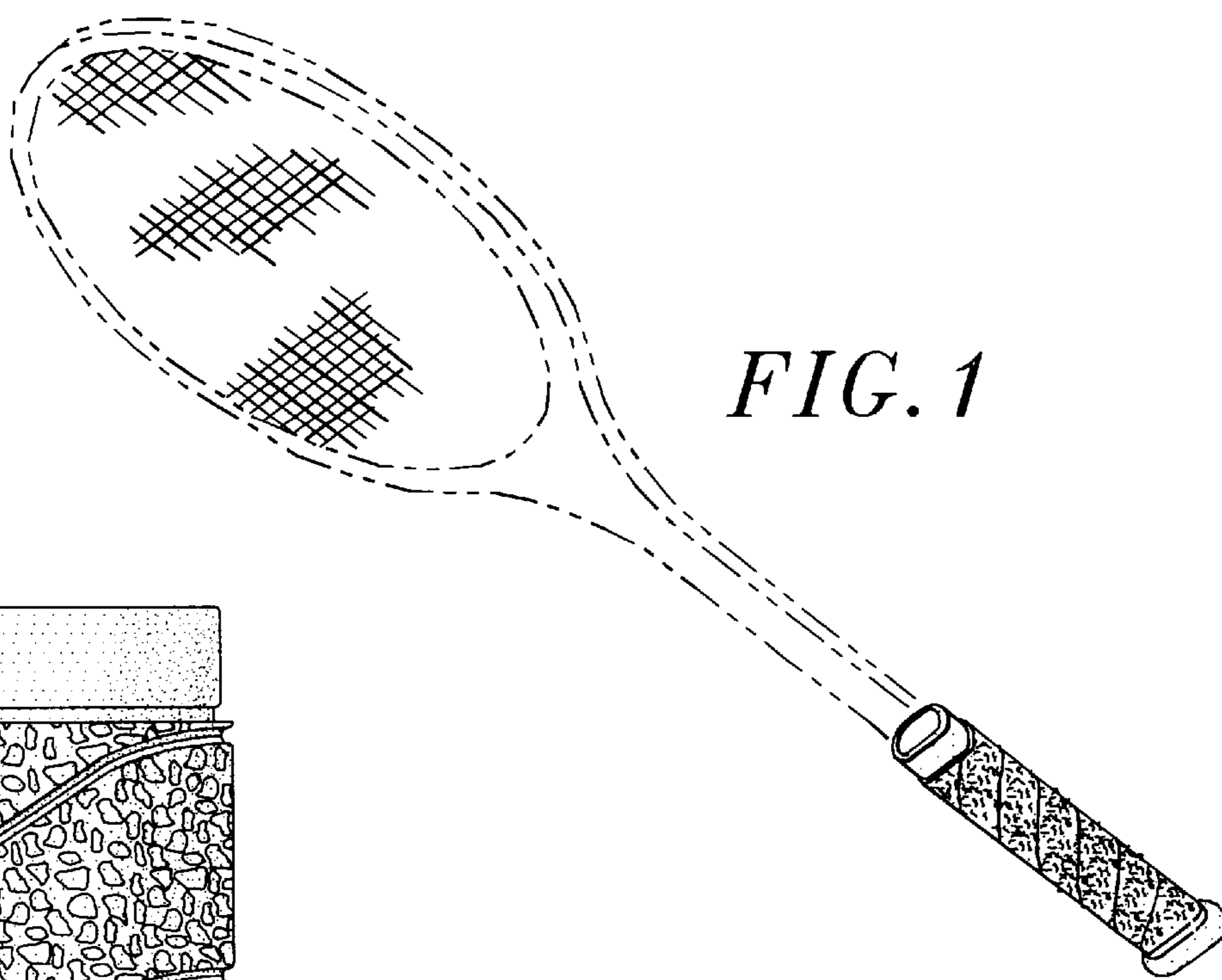


FIG. 1




FIG. 2

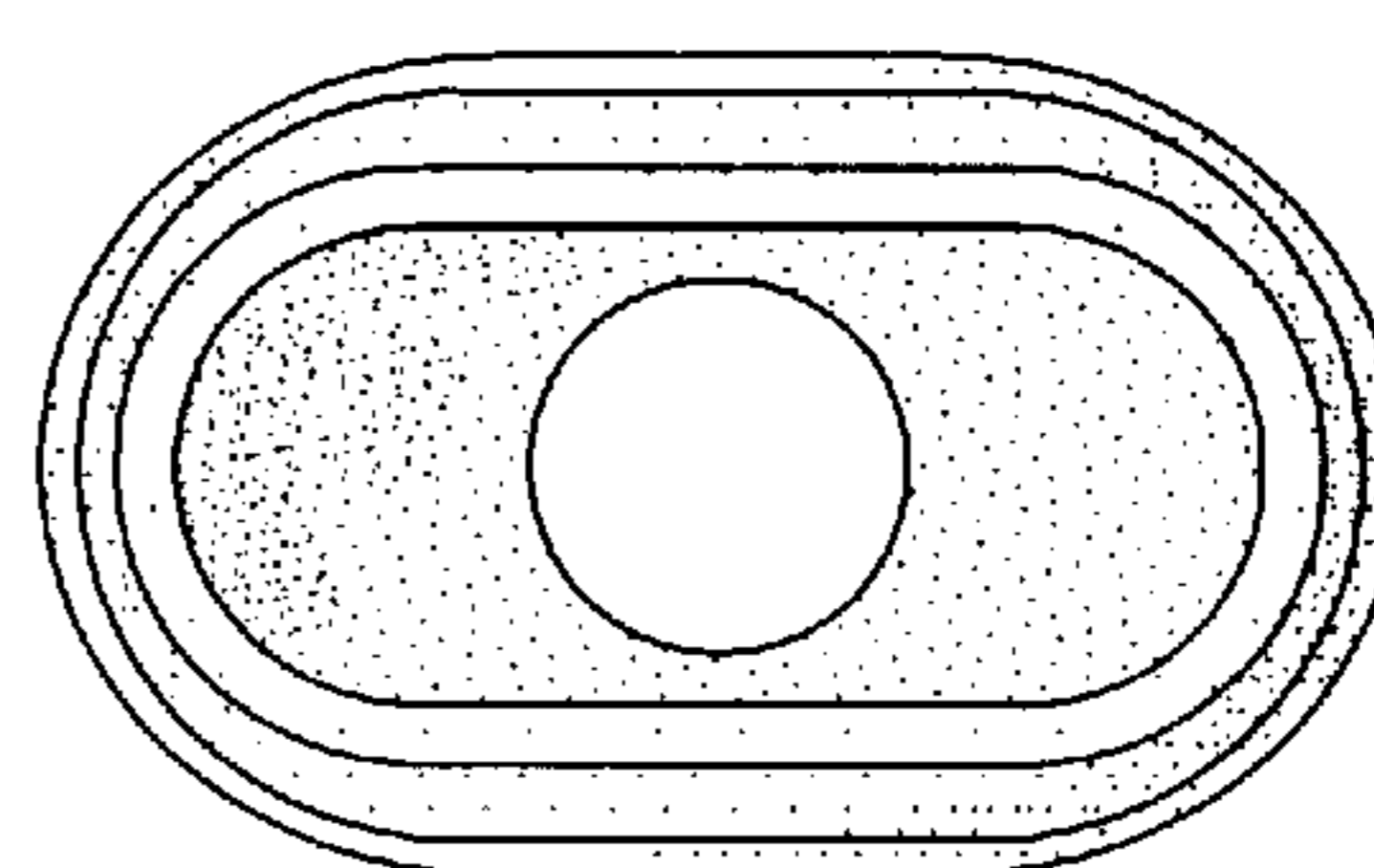


FIG. 3

FIG. 4




FIG. 5

