



US00D401290S

United States Patent [19] Bly

[11] **Patent Number: Des. 401,290**

[45] **Date of Patent: **Nov. 17, 1998**

[54] **RETURN TOP**

[76] Inventor: **Richard F. Bly**, 317 W. Hemlock Ave.,
Kane, Pa. 16735

[**] Term: **14 Years**

[21] Appl. No.: **82,946**

[22] Filed: **Jan. 16, 1998**

[51] **LOC (6) Cl. 21-01**

[52] **U.S. Cl. D21/99**

[58] **Field of Search D21/99; 446/256,
446/259, 260-263, 247, 250**

D. 275,582 9/1984 MacCarthy D21/99
D. 316,882 5/1991 Hanlon D21/99
D. 340,756 10/1993 Ma D21/99
3,139,699 7/1964 Chuy 446/250

Primary Examiner—Dominic Simone
Attorney, Agent, or Firm—Hodgson, Russ, Andrews, Woods
& Goodyear LLP

[57] **CLAIM**

The ornamental design for a return top, as shown.

DESCRIPTION

FIG. 1 is a perspective view showing my new design for a return top;

FIG. 2 is a side elevational view thereof;

FIG. 3 is a side elevational view thereof;

FIG. 4 is an end elevational view thereof;

FIG. 5 is an end elevational view thereof;

FIG. 6 is a top plan view thereof; and,

FIG. 7 is a bottom plan view thereof.

[56] **References Cited**

U.S. PATENT DOCUMENTS

D. 152,970 3/1949 Hirsch D21/99
D. 189,976 3/1961 Lundberg D21/99
D. 201,252 6/1965 Salayka D21/99
D. 247,322 2/1978 Burroughs D34/15 BB
D. 247,386 2/1978 Hellman D21/99

1 Claim, 1 Drawing Sheet




FIG. 1




FIG. 2




FIG. 3


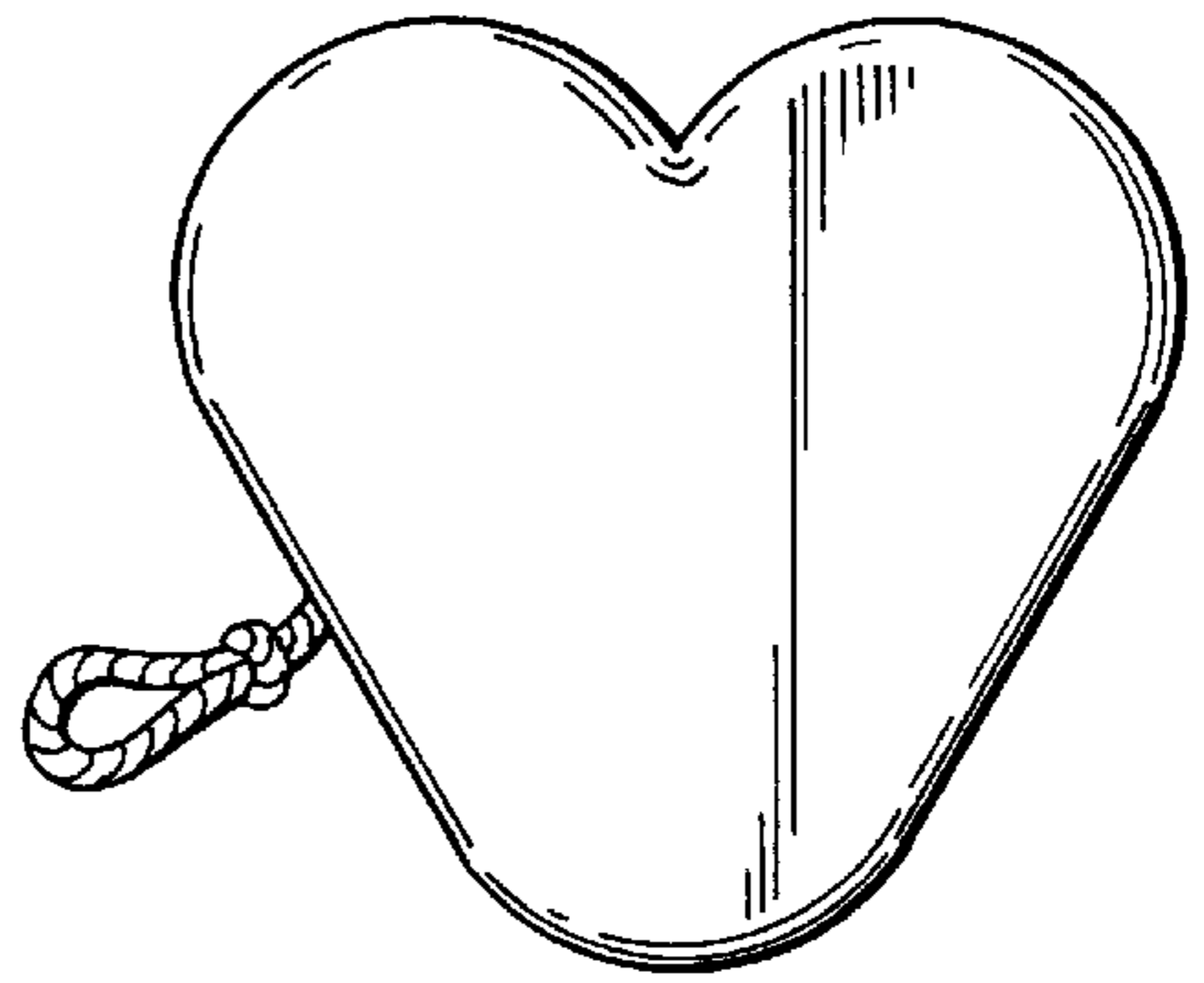


FIG. 4

FIG. 7

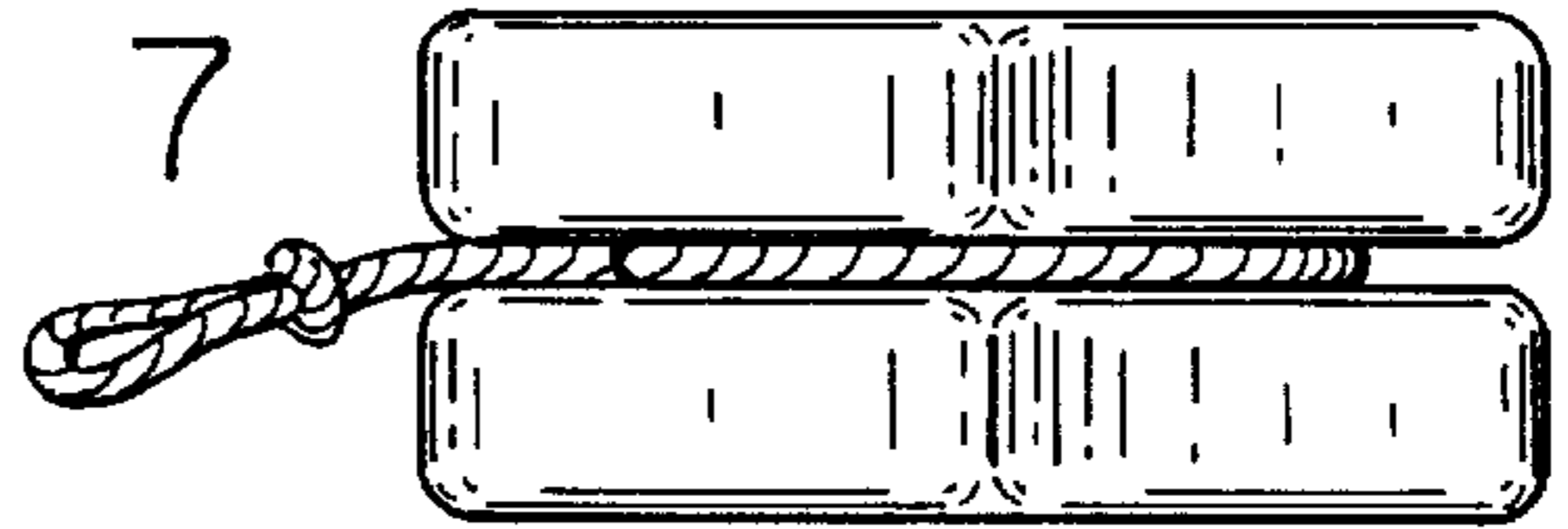


FIG. 5

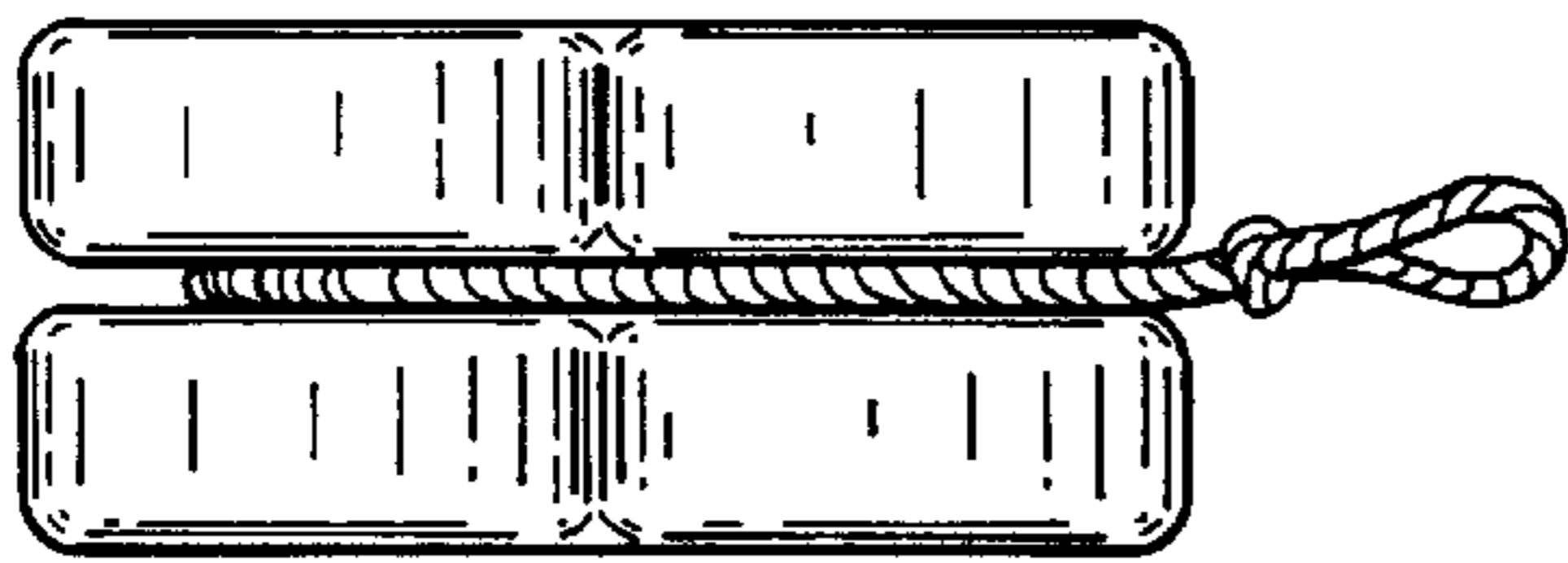
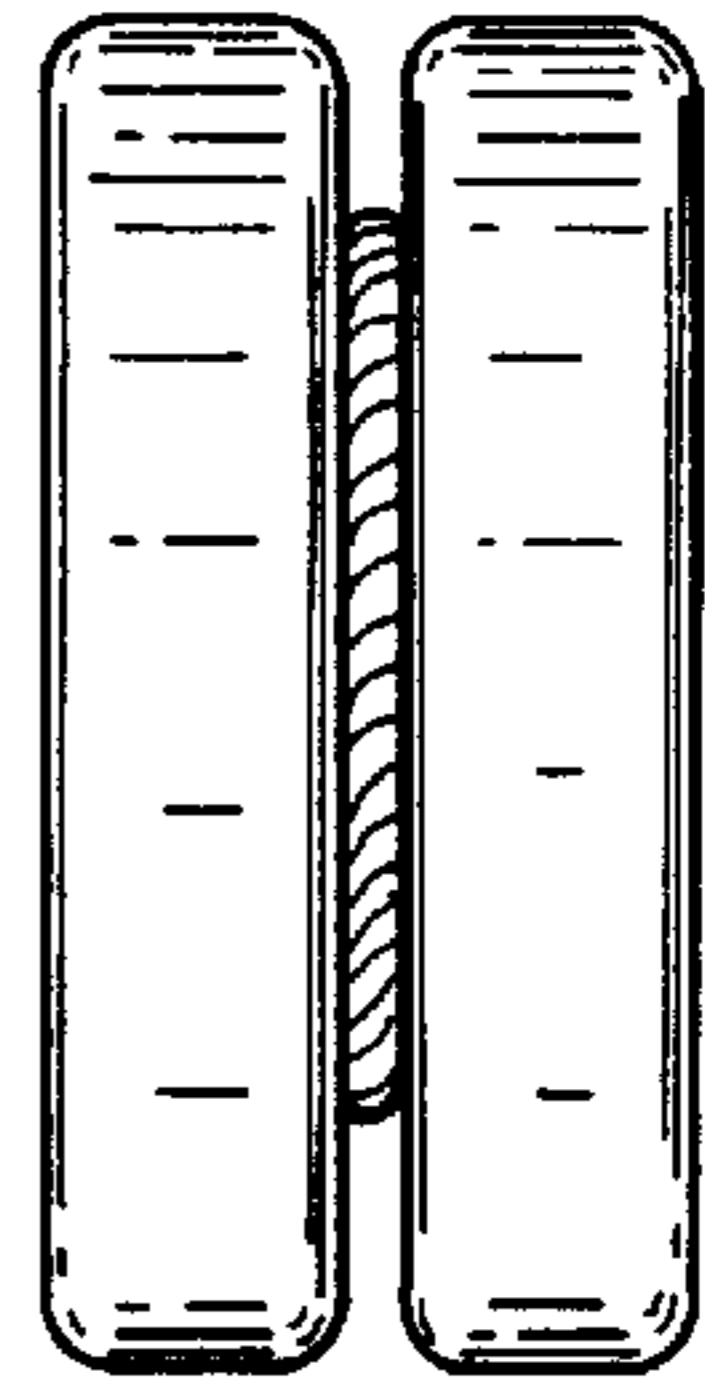


FIG. 6