



US00D401277S

United States Patent [19]
Takemura

[11] **Patent Number: Des. 401,277**

[45] **Date of Patent: **Nov. 17, 1998**

[54] **WRITING INSTRUMENT**

[75] Inventor: **Shun Takemura**, Torrance, Calif.

[73] Assignee: **Itoya of America, Ltd.**, Torrance, Calif.

[**] Term: **14 Years**

[21] Appl. No.: **83,767**

[22] Filed: **Feb. 18, 1998**

[51] **LOC (6) Cl.** **19-06**

[52] **U.S. Cl.** **D19/50; D19/51; D19/56**

[58] **Field of Search** D19/35, 36, 41-49,
D19/50, 51, 53-58, 81-85; 401/6, 7, 88,
99, 100, 103, 104, 209, 110

[56] **References Cited**

U.S. PATENT DOCUMENTS

D. 127,598	6/1941	Gower	D19/50
D. 144,474	4/1946	Winslow	D19/50
D. 155,561	10/1949	Weiss	D19/36
D. 266,676	10/1982	Bove	D19/51 X
D. 334,407	3/1993	Petterson	D19/49

D. 334,408	3/1993	Takemura	D19/56
D. 379,227	5/1997	Rosen	D19/50 X
D. 380,046	6/1997	Domanowski	D19/35 X
3,334,615	8/1967	Bross	401/110

Primary Examiner—Martie Holtje
Attorney, Agent, or Firm—Spencer & Frank

[57] **CLAIM**

The ornamental design for a writing instrument, as shown and described.

DESCRIPTION

FIG. 1 is a front elevational view of a writing instrument showing my new design;
FIG. 2 is a rear elevation view;
FIG. 3 is a left side elevational view, the right side being a mirror image thereof;
FIG. 4 is a bottom plan view thereof; and,
FIG. 5 is a top plan view thereof.
In FIGS. 1, 2 and 3, the tip of the writing instrument has been depicted by broken lines for illustrative purposes only and forms no part of the claimed design.

1 Claim, 1 Drawing Sheet




FIG. 1




FIG. 2




FIG. 3

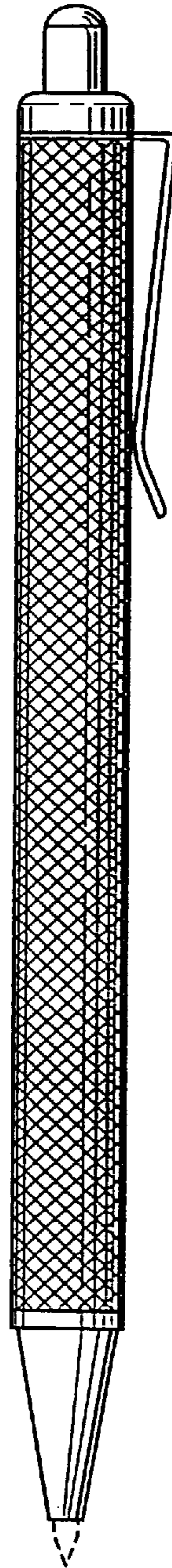


FIG. 4



FIG. 5

