



US00D401276S

United States Patent [19]
Wörther

[11] **Patent Number: Des. 401,276**

[45] **Date of Patent: **Nov. 17, 1998**

[54] **WRITING INSTRUMENT**

[76] Inventor: **Gerhard Wörther**, Hermannstrasse 5,
D-76530 Baden-Baden, Germany

[**] Term: **14 Years**

[21] Appl. No.: **76,406**

[22] Filed: **Sep. 9, 1997**

[30] **Foreign Application Priority Data**

Jul. 24, 1997 [DE] Germany M 97 06 802.0

[51] **LOC (6) Cl.** **19-06**

[52] **U.S. Cl.** **D19/50; D19/41; D19/56**

[58] **Field of Search** D19/41-51, 35,
D19/36, 53-58, 81-85; 401/99, 100, 103,
104, 116, 209, 6, 7, 88

[56] **References Cited**

U.S. PATENT DOCUMENTS

D. 31,222 7/1899 Huber D19/47
D. 42,553 5/1912 Tolfree D19/49
D. 95,135 4/1935 Huber D19/49

D. 136,595 11/1943 Pleasants D19/49
D. 141,858 7/1945 Ullman D19/49
D. 359,307 6/1995 Anavil et al. D19/50
5,228,794 7/1993 Hochstetler 401/6
5,332,324 7/1994 Hochstetler 401/6

Primary Examiner—Martie K. Holtje
Attorney, Agent, or Firm—Collard & Roe, P.C.

[57] **CLAIM**

The ornamental design for a writing instrument, as shown and described.

DESCRIPTION

FIG. 1 is a side view of my design for a writing instrument; FIG. 2 is a side view thereof in the open position; FIG. 3 is a side view of writing instrument rotated 90 degrees from FIG. 1; FIG. 4 is a side view of the writing instrument rotated 90 degrees from FIG. 3; FIG. 5 is a side view of the writing instrument rotated 90 degrees from FIG. 4; FIG. 6 is a rear end view of the writing instrument; and, FIG. 7 is a front end view of the writing instrument.

1 Claim, 1 Drawing Sheet




FIG. 1




FIG. 2




FIG. 3




FIG. 4




FIG. 5




FIG. 6



FIG. 7