



US00D401275S

# United States Patent [19] Otake

[11] **Patent Number: Des. 401,275**

[45] **Date of Patent: \*\*Nov. 17, 1998**

[54] **WRITING INSTRUMENT**

[75] Inventor: **Yasuo Otake**, Huntington Beach, Calif.

[73] Assignee: **Sakura Color Products Corp.**,  
Osaka-fu, Japan

[\*\*] Term: **14 Years**

[21] Appl. No.: **80,807**

[22] Filed: **Dec. 16, 1997**

[30] **Foreign Application Priority Data**

Jun. 26, 1997 [JP] Japan ..... 9-59772

[51] **LOC (6) Cl.** ..... **19-06**

[52] **U.S. Cl.** ..... **D19/43; D19/48; D19/51;**  
**D19/56; D19/57**

[58] **Field of Search** ..... **D19/35, 36, 41-51,**  
**D19/53-58, 81-85; 401/209, 202, 243,**  
**244, 245, 246, 247**

[56] **References Cited**

**U.S. PATENT DOCUMENTS**

- D. 260,406 8/1981 Itoh ..... D19/48 X
- D. 263,482 3/1982 Carre ..... D19/51
- D. 286,547 11/1986 Koizumi et al. .... D19/51
- D. 329,461 9/1992 Katami ..... D19/43 X

- D. 355,441 2/1995 Rosenbaum ..... D19/57 X
- D. 358,167 5/1995 Herbst et al. .... D19/49 X

*Primary Examiner*—Martie K. Holtje  
*Attorney, Agent, or Firm*—Wood, Phillips, VanSanten, Clark & Mortimer

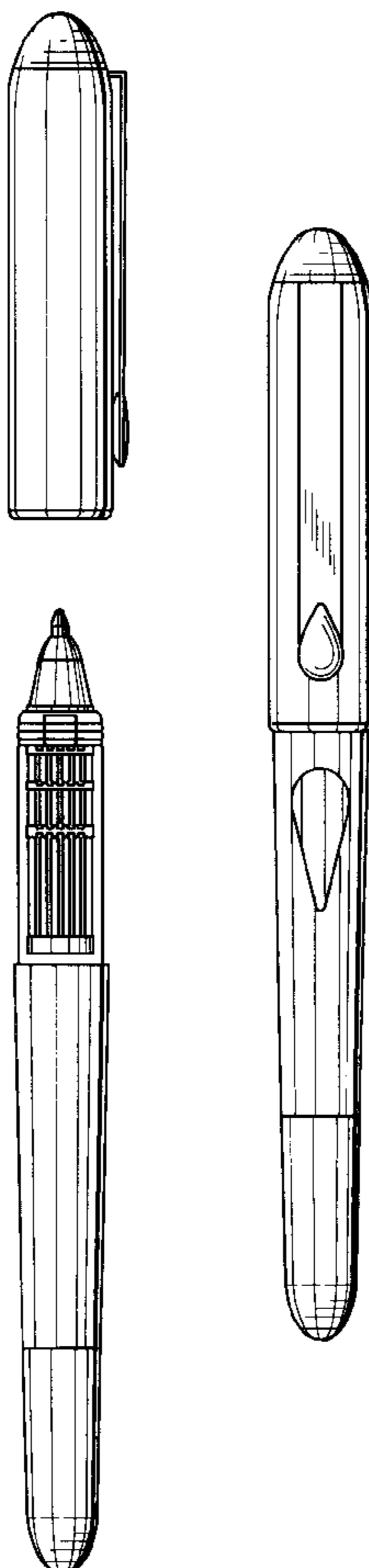
[57] **CLAIM**

The ornamental design for a writing instrument, as shown and described.



**DESCRIPTION**

FIG. 1 is a left side elevational view of a writing instrument showing my new design in an exploded condition;  
 FIG. 2 is a rear elevation view thereof with the cap and barrel joined;  
 FIG. 3 is a left side elevation view thereof with the cap and barrel joined;  
 FIG. 4 is a front elevation view thereof with the cap and barrel joined;  
 FIG. 5 is a right side elevation view thereof with the cap and barrel joined;  
 FIG. 6 is a top view thereof with the cap and barrel joined; and,  
 FIG. 7 is a bottom view thereof with the cap and barrel joined.

**1 Claim, 1 Drawing Sheet**



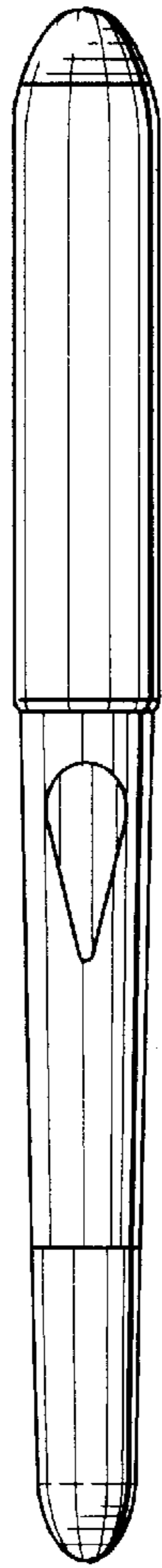
*Fig. 1*



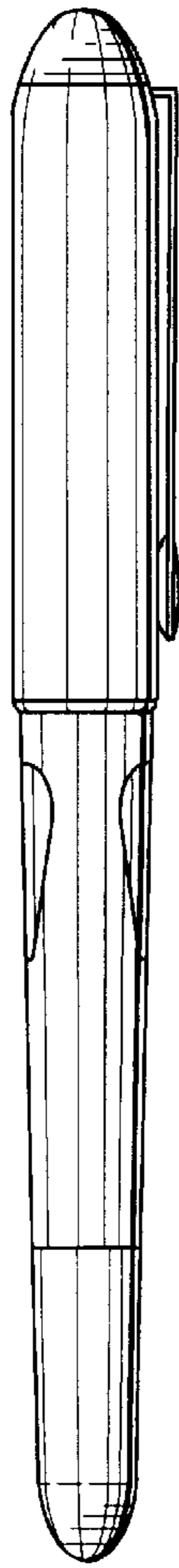
*Fig. 6*



*Fig. 2*



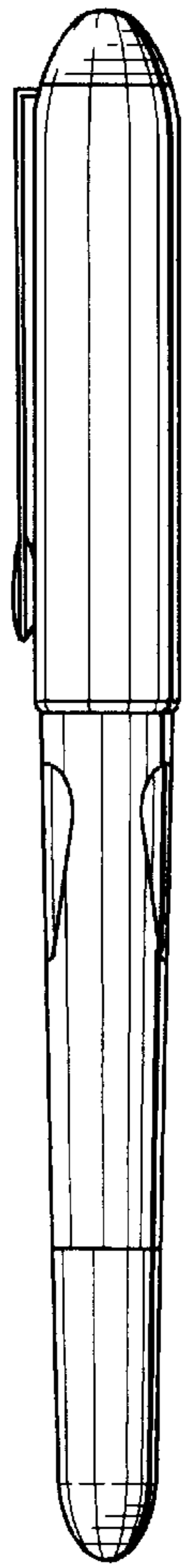
*Fig. 3*



*Fig. 4*



*Fig. 5*



*Fig. 7*

