



US00D401208S

United States Patent [19] Neeper

[11] **Patent Number: Des. 401,208**

[45] **Date of Patent: **Nov. 17, 1998**

[54] **VEHICLE-WHEEL FRONT FACE**

D. 385,842 11/1997 Cullen D12/209
D. 386,740 11/1997 Cullen D12/209
D. 390,822 2/1998 Neeper D12/209

[75] Inventor: **Mark D. Neeper**, Denver, Colo.

[73] Assignee: **Mobile Hi-Tech Wheels**, Torrance, Calif.

Primary Examiner—James Gandy
Assistant Examiner—Stacia Sinuik
Attorney, Agent, or Firm—Christie, Parker & Hale, LLP

[**] Term: **14 Years**

[57] CLAIM

[21] Appl. No.: **81,552**

The ornamental design for vehicle-wheel front face, as shown and described.

[22] Filed: **Jan. 6, 1998**

[51] **LOC (6) Cl.** **12-16**

[52] **U.S. Cl.** **D12/209**

[58] **Field of Search** D12/204-213;
301/64.1, 65, 37.1

DESCRIPTION

[56] References Cited

U.S. PATENT DOCUMENTS

D. 257,615 12/1980 Horikoshi D12/205
D. 311,896 11/1990 Mori D12/209
D. 361,547 8/1995 Weld D12/211
D. 375,716 11/1996 Dehner D12/209
D. 377,640 1/1997 Neeper D12/209
D. 384,930 10/1997 Hale, Jr. D12/209
D. 385,246 10/1997 Neeper D12/209

FIG. 1 is a perspective view of a vehicle-wheel front face according to my new design;
FIG. 2 is an enlarged front elevational view thereof;
FIG. 3 is an enlarged side view taken from the left side of FIG. 2, it being understood that the opposite side is a mirror image thereof; and,
FIG. 4 is a front elevational view of a second embodiment of my new design, with the only difference being a reversed curvature of the wheel spokes.
Portions of the wheel depicted in broken line are for illustrative purposes only, and form no part of the claimed design.

1 Claim, 4 Drawing Sheets

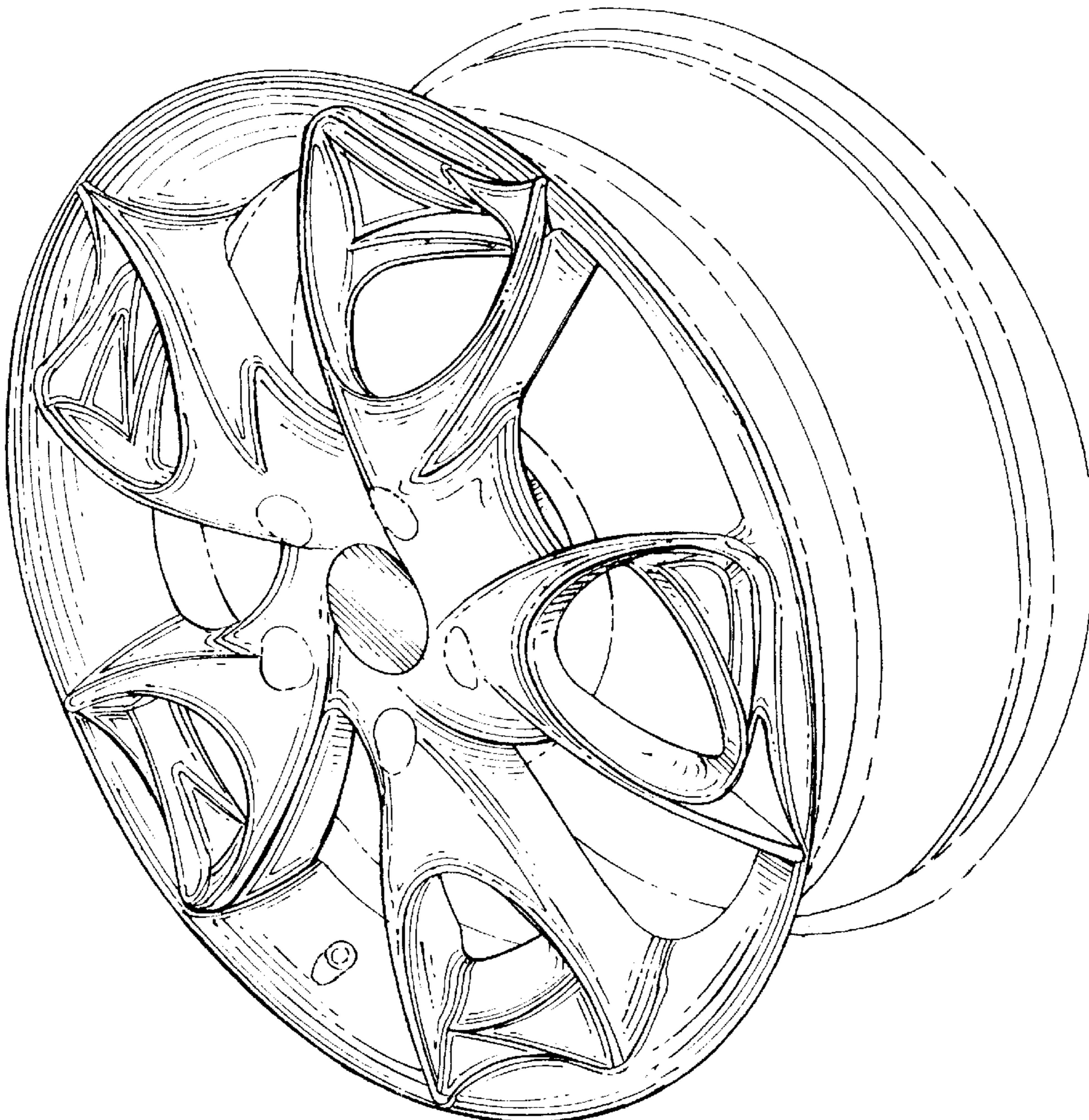


Fig. 1

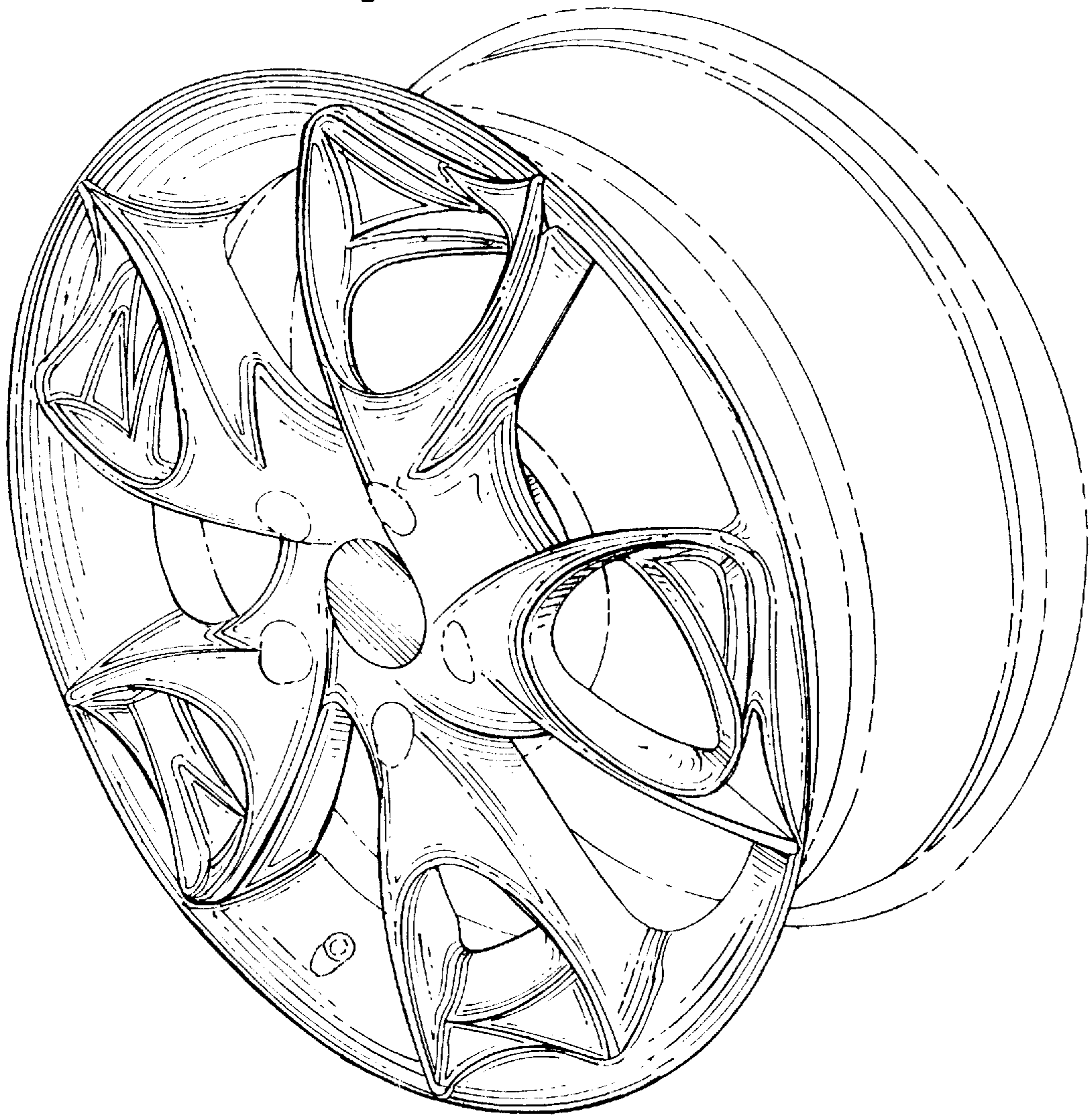


FIG. 2




FIG. 3

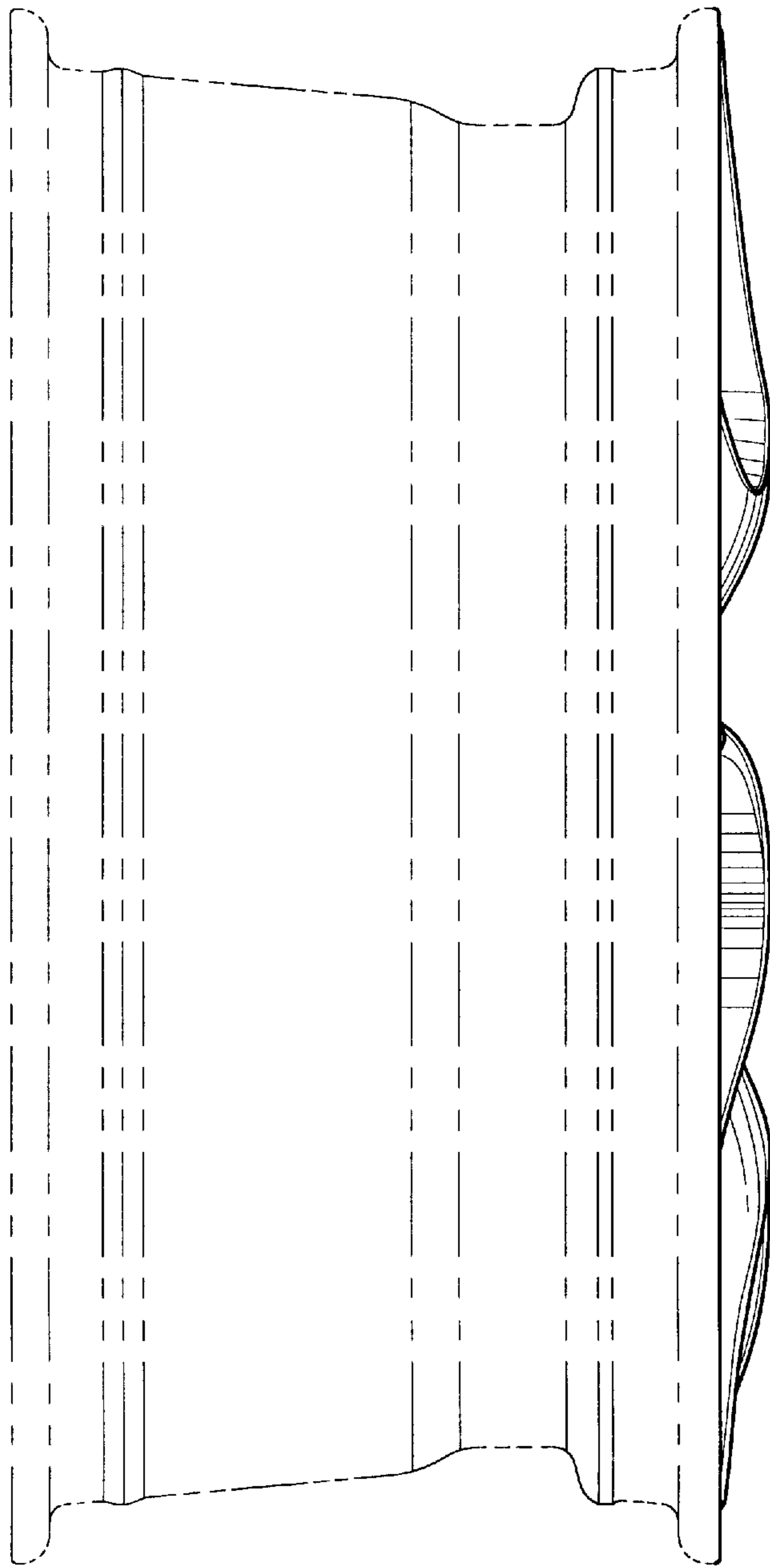


FIG. 4

