



US00D401207S

United States Patent [19]

Al-Sabah

[11] Patent Number: **Des. 401,207**

[45] Date of Patent: ****Nov. 17, 1998**

[54] **WHEEL**

[76] Inventor: **Sabah Naser Al-Sabah**, P.B. 36777 Al Ras, 24758 Kuwait, Kuwait

[**] Term: **14 Years**

[21] Appl. No.: **73,507**

[22] Filed: **Jul. 15, 1997**

[51] **LOC (6) Cl.** **12-16**

[52] **U.S. Cl.** **D12/209**

[58] **Field of Search** **D12/204-213;**
301/64.1, 65, 37.1; 152/54, 55, 53

[56] **References Cited**

U.S. PATENT DOCUMENTS

230,990	8/1880	Ball	301/64.1
D. 340,023	10/1993	Geran	D12/211
865,115	9/1907	Markham	152/55
924,036	6/1909	Burgess	152/54
988,368	4/1911	Morgan	152/55
1,060,860	5/1913	Sauvert	152/55
1,061,537	5/1913	Gruss	152/55
1,081,628	12/1913	Schur	152/55
1,144,996	7/1915	Borland	152/55
1,163,562	12/1915	Schipfer	152/55
1,293,994	2/1919	Vauclain	152/34

1,295,378	2/1919	Smith et al.	152/55
1,436,840	11/1922	Weirich	152/55
1,439,799	12/1922	Dauphinais	152/55
1,441,093	1/1923	Hubble	152/55
1,550,596	8/1925	Velasco	152/55
1,592,183	7/1926	Golyer	152/55
1,808,886	6/1931	Courtney	152/55
1,979,935	11/1934	Henap	152/55

Primary Examiner—Jeffrey Asch
Assistant Examiner—Stacia Sinuik

[57] **CLAIM**

The ornamental design for a wheel, as shown and described.

DESCRIPTION

FIG. 1 is a perspective view of a wheel, showing my new design;

FIG. 2 is an enlarged front elevation view thereof;

FIG. 3 is an enlarged left side elevation view thereof, it being understood that the right side is a mirror image thereof; and, FIG. 4 is an enlarged top plan view thereof, it being understood that the bottom plan view is a mirror image thereof.

Those portions shown in phantom lines are for illustrative purposes only and form no portion of my claimed design.

1 Claim, 1 Drawing Sheet

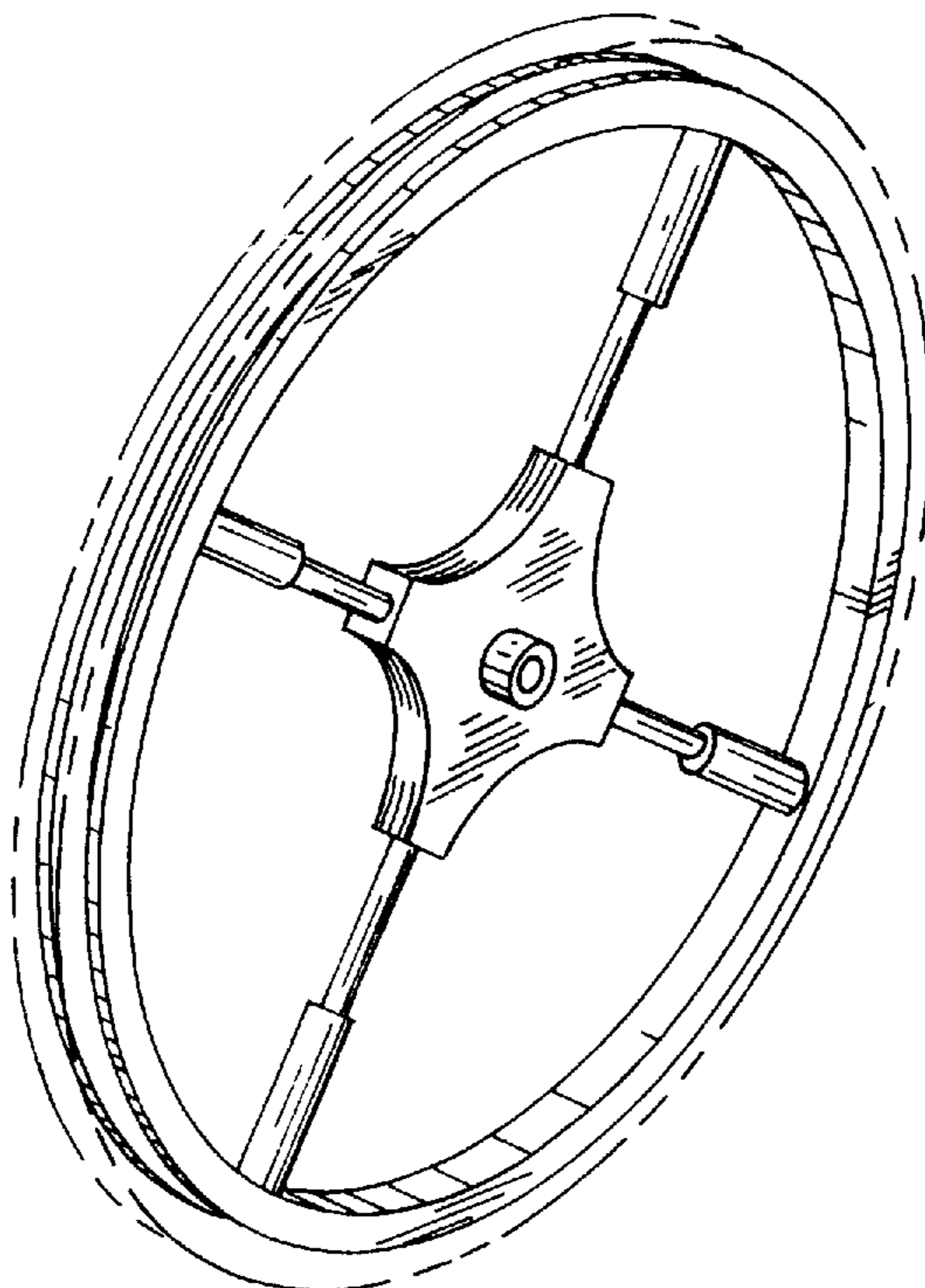


FIG. 1.

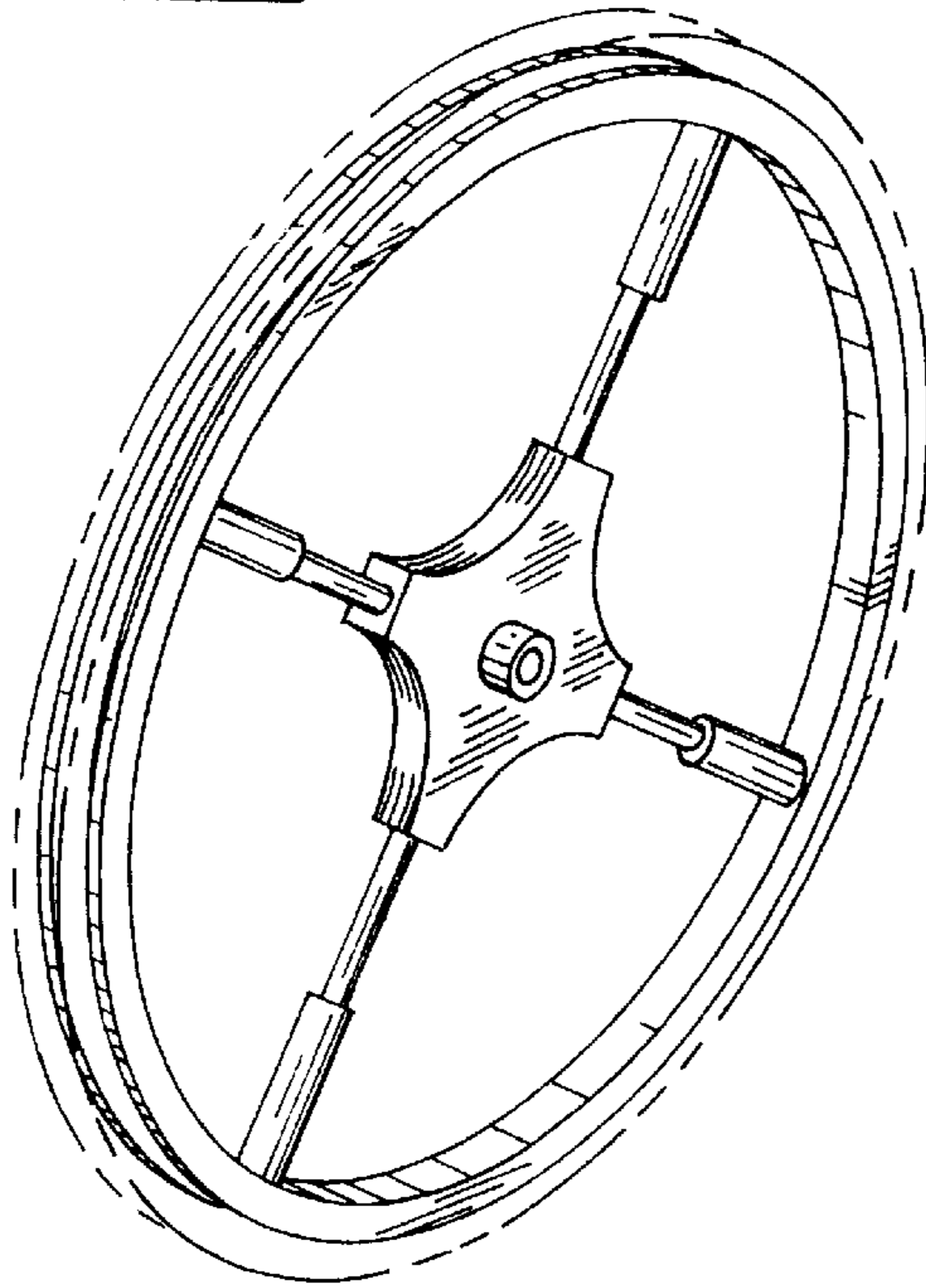


FIG. 3.





FIG. 4.

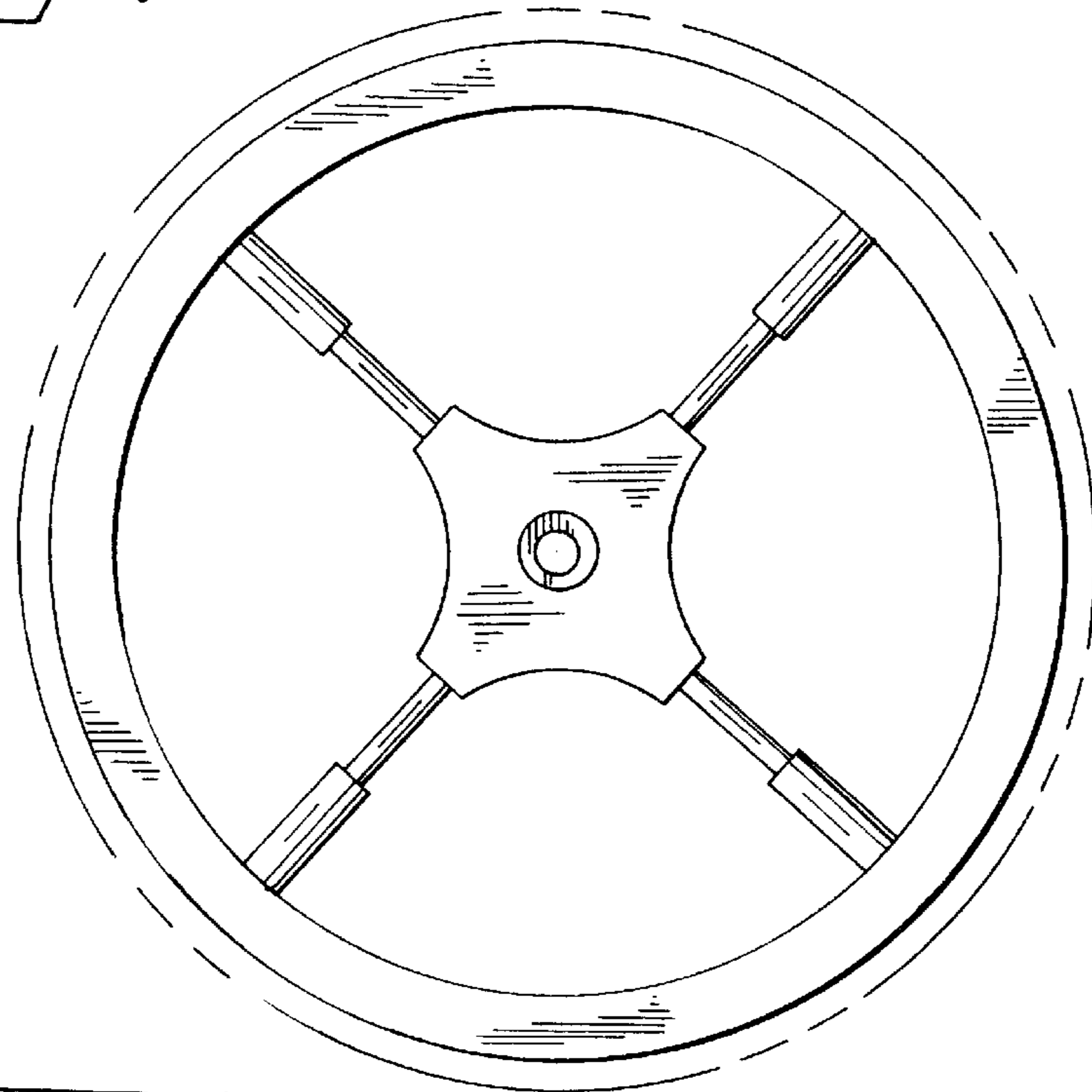


FIG. 2.