



US00D401196S

United States Patent [19] Hartwig

[11] **Patent Number: Des. 401,196**

[45] **Date of Patent: **Nov. 17, 1998**

[54] **TRAILER HITCH**

[76] Inventor: **Kurt O. Hartwig**, 112 Monte Vista Dr., Woodland, Calif. 95695

[**] Term: **14 Years**

[21] Appl. No.: **77,951**

[22] Filed: **Oct. 14, 1997**

[51] **LOC (6) Cl.** **12-16**

[52] **U.S. Cl.** **D12/162**

[58] **Field of Search** D12/162, 400; 280/477, 490.1, 507, 511

[56] **References Cited**

U.S. PATENT DOCUMENTS

D. 173,549	11/1954	Taylor	D12/162
D. 365,315	12/1995	Parker, Jr.	D12/162
D. 369,580	5/1996	Hartwig	D12/162
D. 369,771	5/1996	Murphy et al.	D12/162
D. 369,996	5/1996	Wylie	D12/162
3,271,050	9/1966	Saunders	280/511
3,738,683	6/1973	Tate	280/477
4,662,647	5/1987	Calvert	280/490.1

5,147,096	9/1992	Rogers	280/507
5,184,840	2/1993	Edwards	280/507
5,549,316	8/1996	Jones	280/477

Primary Examiner—Robert M. Spear
Attorney, Agent, or Firm—Lothrop & West

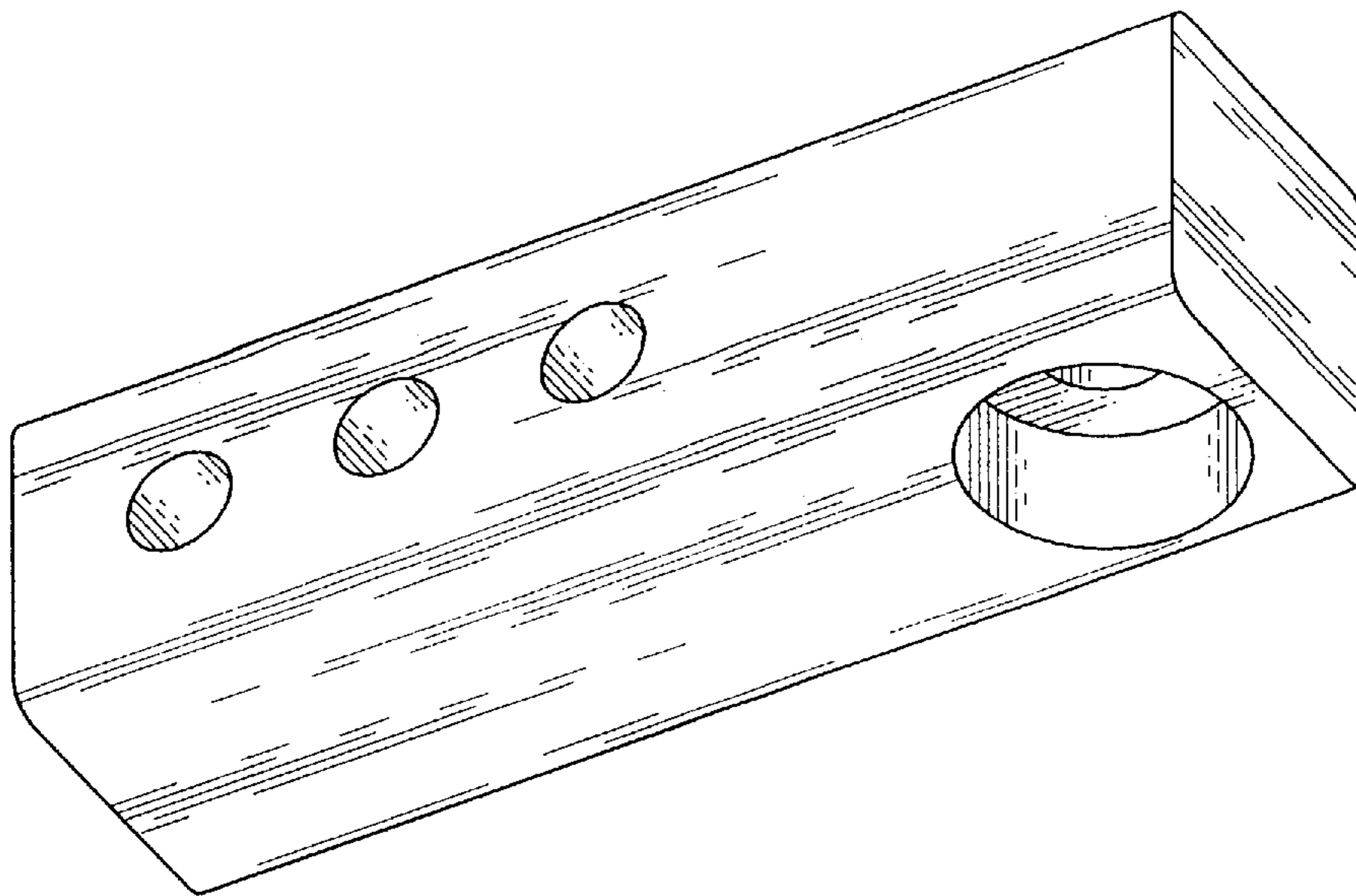
[57] **CLAIM**

The ornamental design for a trailer hitch, as shown and described.

DESCRIPTION

FIG. 1 is a bottom front perspective view of a trailer hitch, showing my new design;
FIG. 2 is a top plan view, thereof;
FIG. 3 is an elevational view of one end, the opposite end elevational view being identical thereto;
FIG. 4 is an elevational view of one side, the opposite side view being a mirror image, thereof; and,
FIG. 5 is a bottom plan view, thereof.
The broken line representation of a trailer ball in FIG. 4 is included solely for illustrative purposes, forming no part of the claimed design.

1 Claim, 1 Drawing Sheet




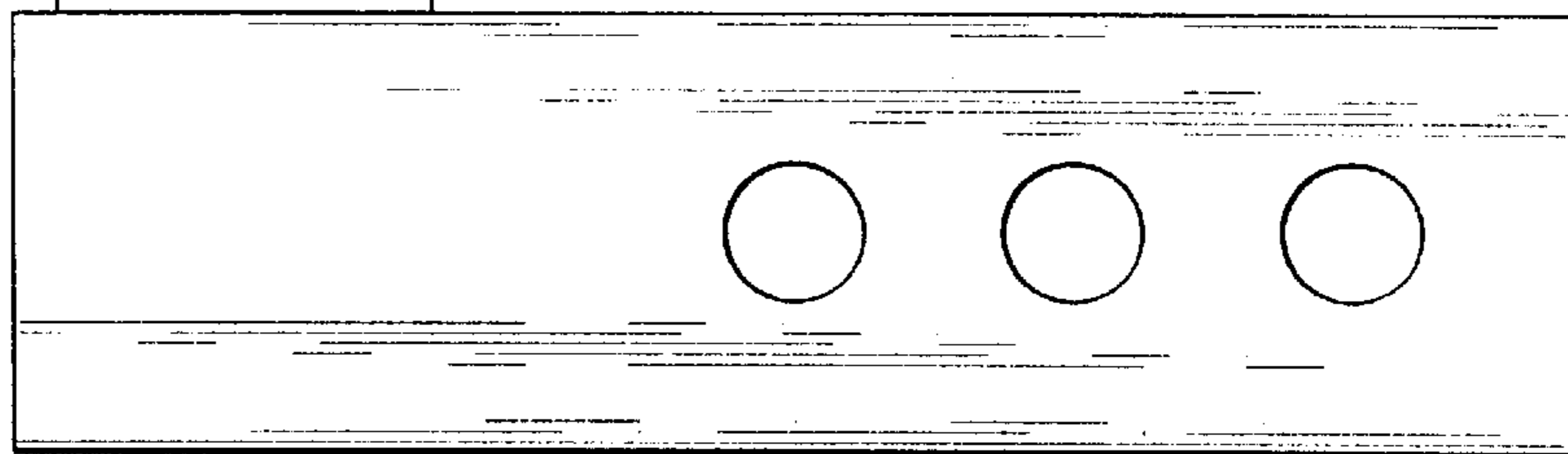

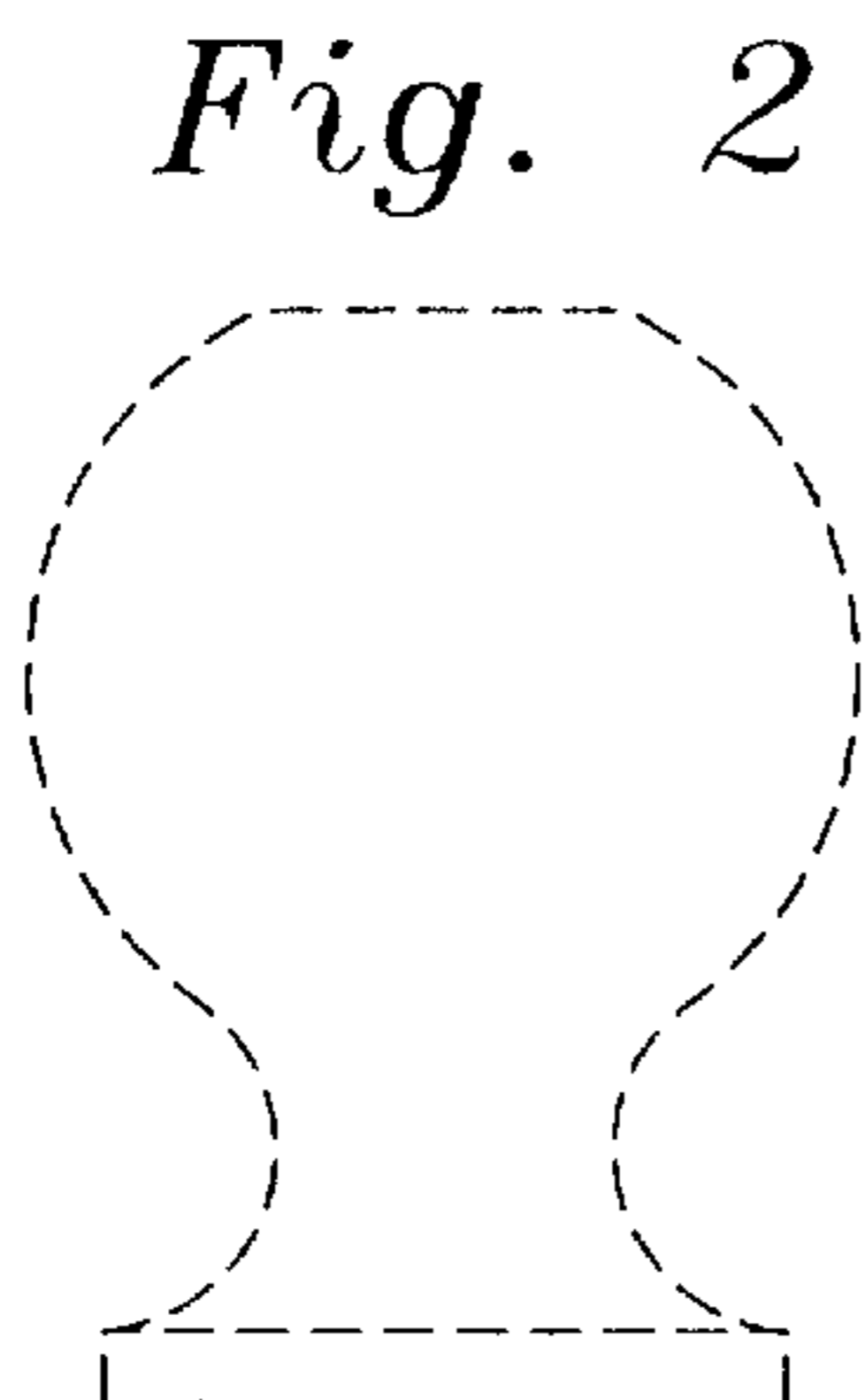

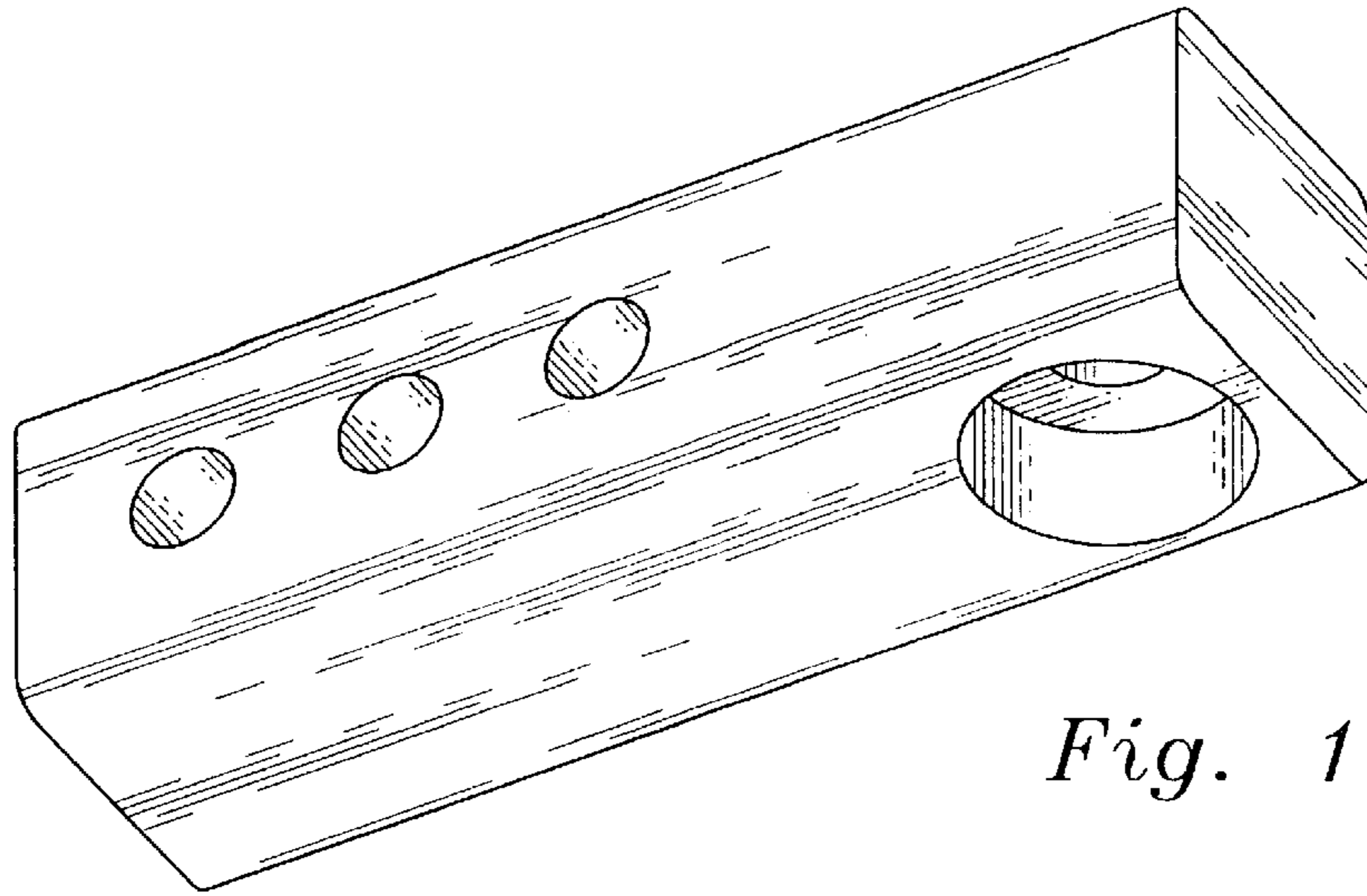


Fig. 5