



US00D401164S

**United States Patent** [19]  
**Wunderman**

[11] **Patent Number: Des. 401,164**

[45] **Date of Patent: \*\*Nov. 17, 1998**

[54] **WRISTWATCH**

5,146,437 9/1992 Boucheron ..... 368/282  
5,206,841 4/1993 Boucheron ..... 308/276

[75] Inventor: **Severin Wunderman**, South Laguna, Calif.

**OTHER PUBLICATIONS**

[73] Assignee: **Gucci Timepieces SA**, Lengnau, Switzerland

*Form*—Mar. 1985—p. 27—Watch at 2nd from Bottom-Right.

[\*\*] Term: **14 Years**

*Timepieces*—Jun. 1989—p. 16—Watch # 9507—3rd from Bottom-Right.

[21] Appl. No.: **82,086**

*Primary Examiner*—Nelson C. Holtje  
*Attorney, Agent, or Firm*—Sughrue, Mion, Zinn, Macpeak & Seas, PLLC

[22] Filed: **Jan. 14, 1998**

[30] **Foreign Application Priority Data**

[57] **CLAIM**

Jul. 14, 1997 [WO] WIPO ..... DMA/003784

The ornamental design for a wristwatch, as shown and described.

[51] **LOC (6) Cl.** ..... **10-02**

**DESCRIPTION**

[52] **U.S. Cl.** ..... **D10/32; D10/39**

[58] **Field of Search** ..... D10/1-40, 122-132;  
D11/3-25; 63/1.1, 3, 5, 11; 368/276-277,  
280-282, 285

FIG. 1 is a perspective view of a wristwatch showing my new design;

FIG. 2 is a top plan view thereof;

FIG. 3 is a bottom plan view thereof;

FIG. 4 is a side elevational view of one side thereof;

FIG. 5 is a side elevational view of an opposite side thereof;

FIG. 6 is an end elevational view of one end thereof; and,

FIG. 7 is an end elevational view of an opposite end thereof.

[56] **References Cited**

**U.S. PATENT DOCUMENTS**

D. 377,148 1/1997 Budino ..... D10/39 X  
D. 386,697 11/1997 Wunderman ..... D10/32  
D. 388,339 12/1997 Wunderman ..... D10/39

**1 Claim, 2 Drawing Sheets**




FIG. 1




FIG. 2




FIG. 3




FIG. 4

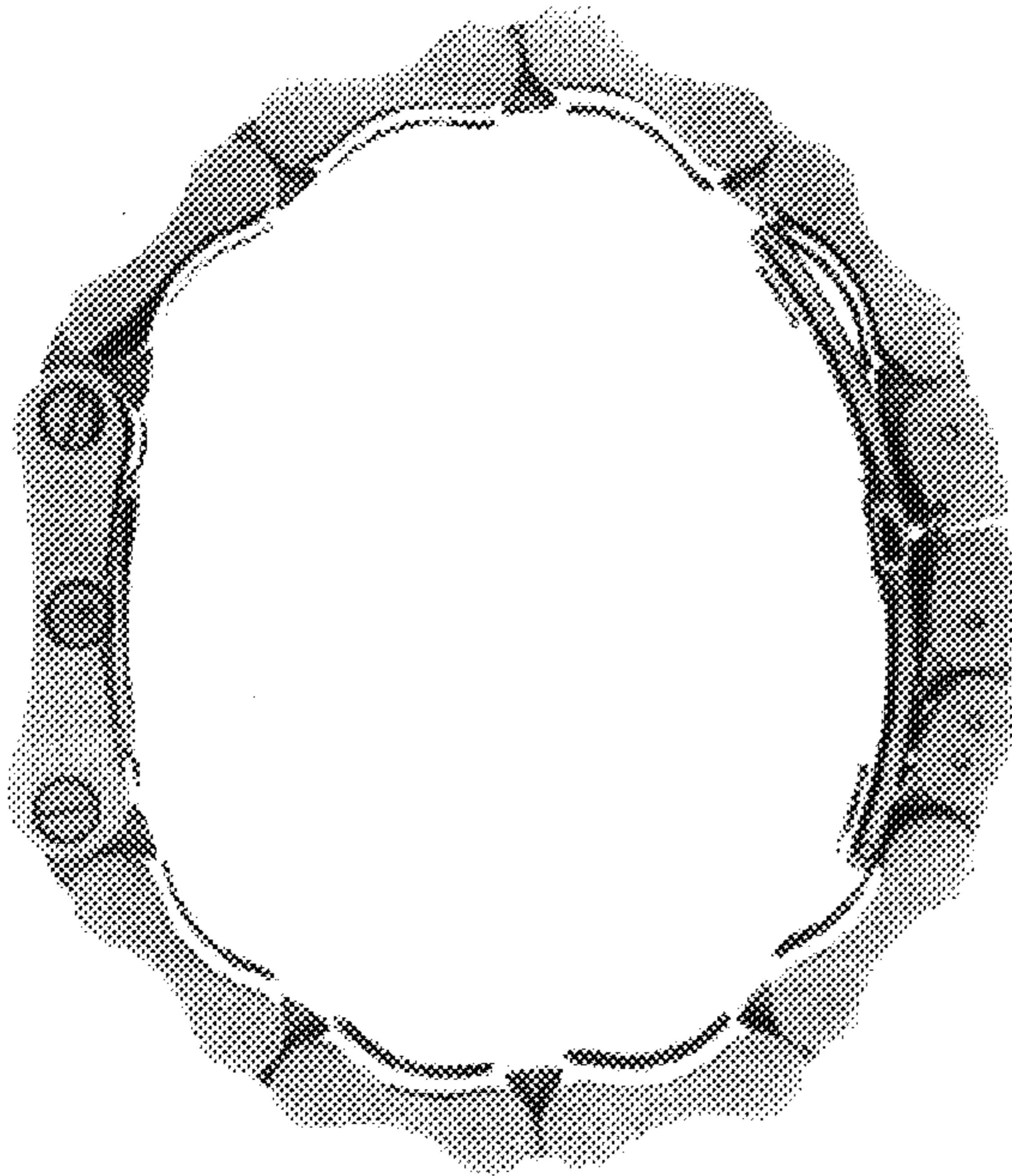


FIG. 5

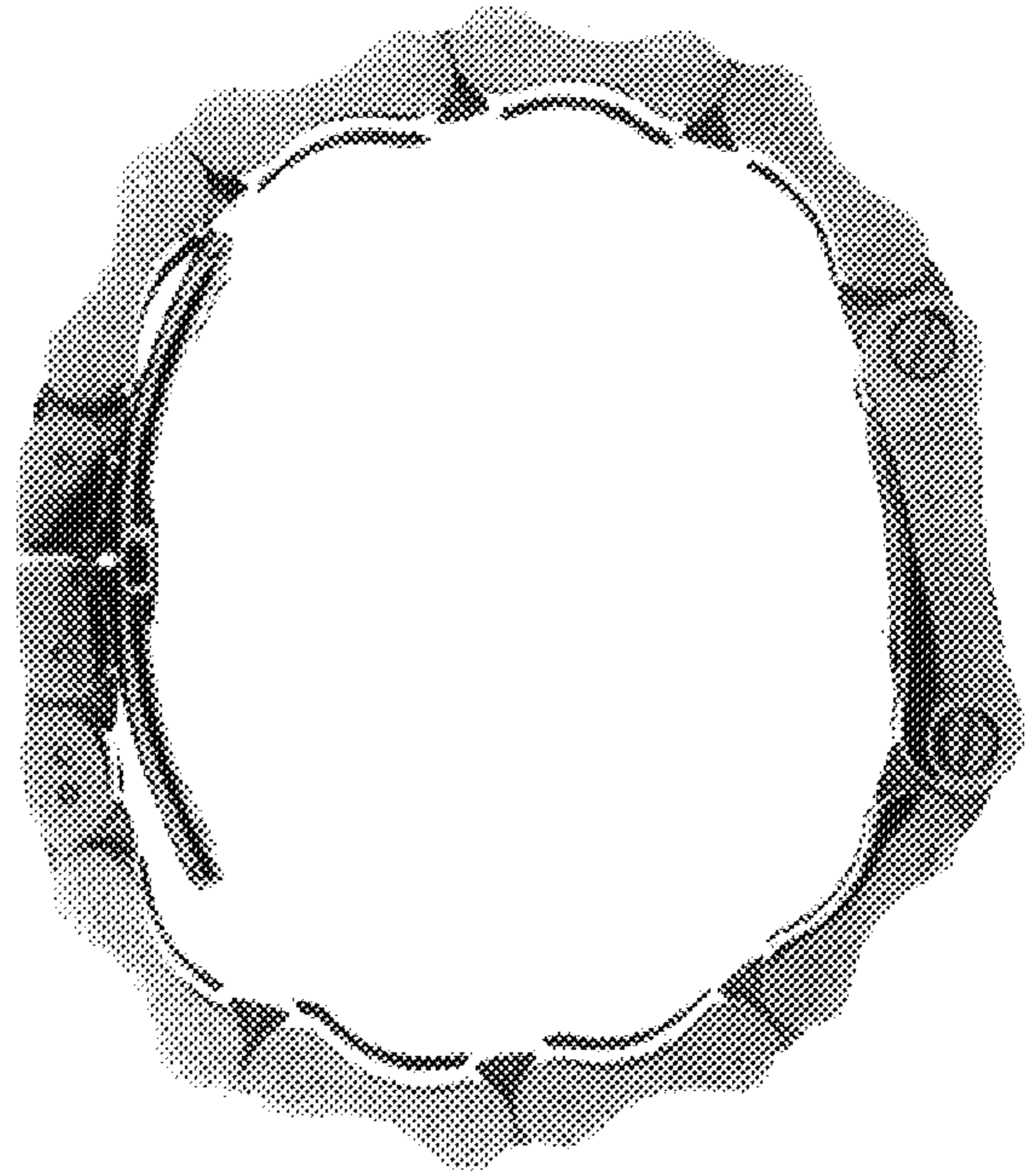


FIG. 6




FIG. 7

