



US00D401163S

United States Patent [19]

Buchser

[11] **Patent Number: Des. 401,163**

[45] **Date of Patent: **Nov. 17, 1998**

[54] **WRISTWATCH**

D. 277,649 2/1985 Plausser D10/32
D. 315,104 3/1991 Sugano D10/30

[75] Inventor: **Jean-Philippe Buchser**, Ipsach,
Switzerland

OTHER PUBLICATIONS

[73] Assignee: **Eterna S.A. Fabrique D'Horlogerie**,
Grenchen, Switzerland

European Jeweler—(U.Z.)—Jul. 1986—p. 77—Watch at
upper left of bottom panel, 1986.

[**] Term: **14 Years**

Primary Examiner—Nelson C. Holtje
Attorney, Agent, or Firm—McGlew & Tuttle

[21] Appl. No.: **74,805**

[57] CLAIM

[22] Filed: **Aug. 1, 1997**

The ornamental design for a wristwatch, as shown and
described.

[30] Foreign Application Priority Data

Feb. 3, 1997 [XH] Hague Agreement DM/039 382

DESCRIPTION

[51] **LOC (6) Cl.** **10-01**

FIG. 1 is a top view of my new design for a wristwatch;
FIG. 2 is a bottom view thereof;
FIG. 3 is a left side view thereof;
FIG. 4 is a right side view thereof;
FIG. 5 is a front view thereof;
FIG. 6 is a rear view thereof; and,
FIG. 7 is a front, right perspective view thereof.

[52] **U.S. Cl.** **D10/32; D10/30**

[58] **Field of Search** D10/1-40, 122-132;
368/276-277, 285, 316-137

[56] References Cited

U.S. PATENT DOCUMENTS

D. 251,055 2/1979 Sulek D10/38

1 Claim, 5 Drawing Sheets




Fig. 1




Fig. 2

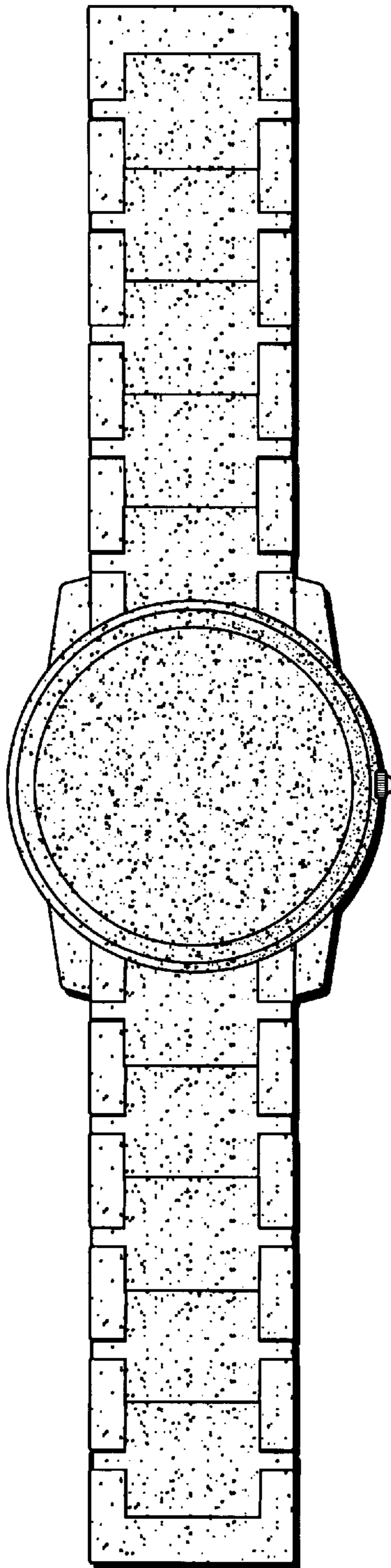


Fig. 3

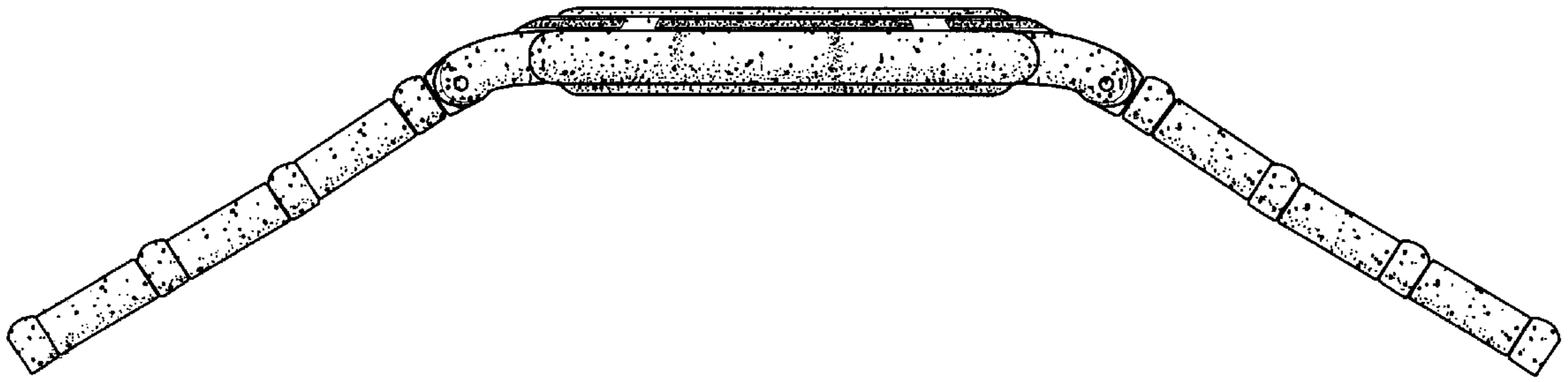


Fig. 4




Fig. 5




Fig. 6




Fig. 7

