



US00D401161S

United States Patent [19]
Perrin et al.

[11] **Patent Number: Des. 401,161**
[45] **Date of Patent: **Nov. 17, 1998**

[54] **WATCH**

[75] Inventors: **Alain-Dominique Perrin,**
Rueil-Malmaison; **Jacques Diltoer,**
Villeneuve-La-Garenne, both of France

[73] Assignee: **Cartier International B.V.,**
Amsterdam, Netherlands

[**] Term: **14 Years**

[21] Appl. No.: **45,481**

[22] Filed: **Oct. 20, 1995**

[30] **Foreign Application Priority Data**

Apr. 20, 1995 [FR] France 952325

[51] **LOC (6) Cl.** **10-02**

[52] **U.S. Cl.** **D10/34; D10/7**

[58] **Field of Search** D10/7, 30, 32,
D10/34; 368/285, 280-282

[56] **References Cited**

U.S. PATENT DOCUMENTS

D. 17,109 2/1887 Rapp D10/34

D. 72,358 4/1927 Dinhofer D10/34
D. 72,359 4/1927 Dinhofer D10/34
D. 119,192 2/1940 Welling D10/33 X
D. 277,655 2/1985 Texidor D11/2 X

Primary Examiner—Nelson C. Holtje
Attorney, Agent, or Firm—Cushman Darby & Cushman IP
Group of Pillsbury Madison & Sutro LLP


[57] **CLAIM**

The ornamental design for a watch, as shown and described.

DESCRIPTION

FIG. 1 is a top view thereof;
FIG. 2 is a right side view thereof;
FIG. 3 is a front elevational view thereof;
FIG. 4 is a bottom view thereof;
FIG. 5 is a rear view thereof; and,
FIG. 6 is a left side view thereof.

1 Claim, 1 Drawing Sheet



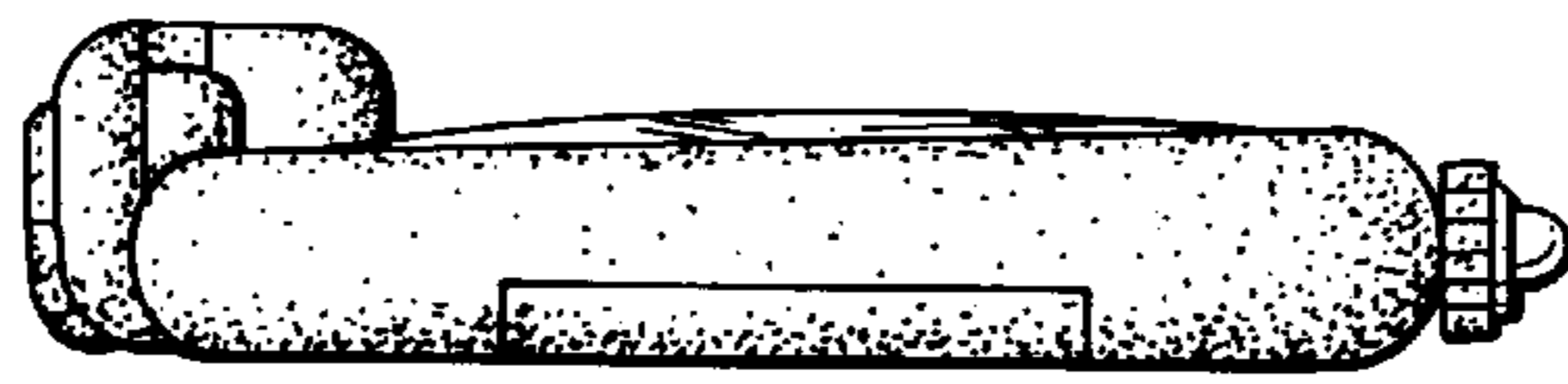


FIG. 3

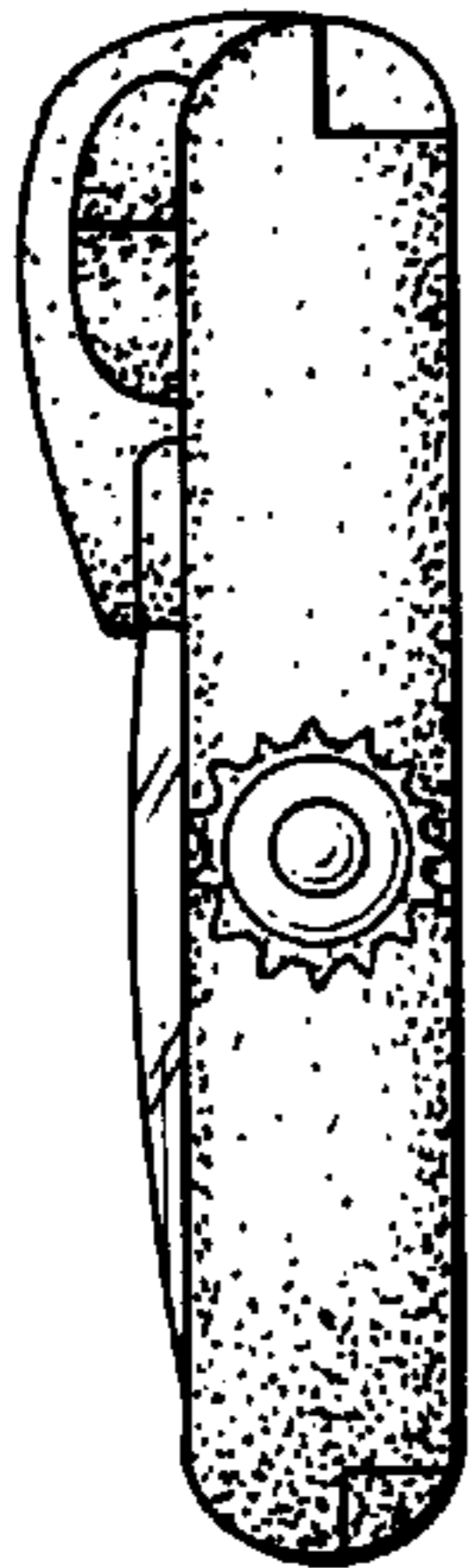


FIG. 2




FIG. 1

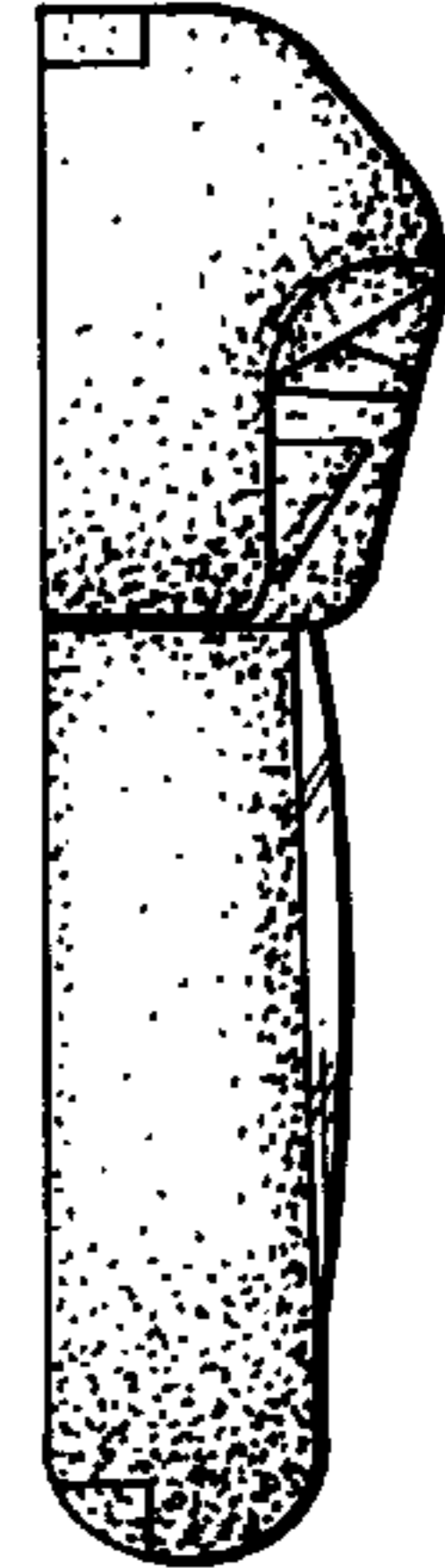


FIG. 6




FIG. 5

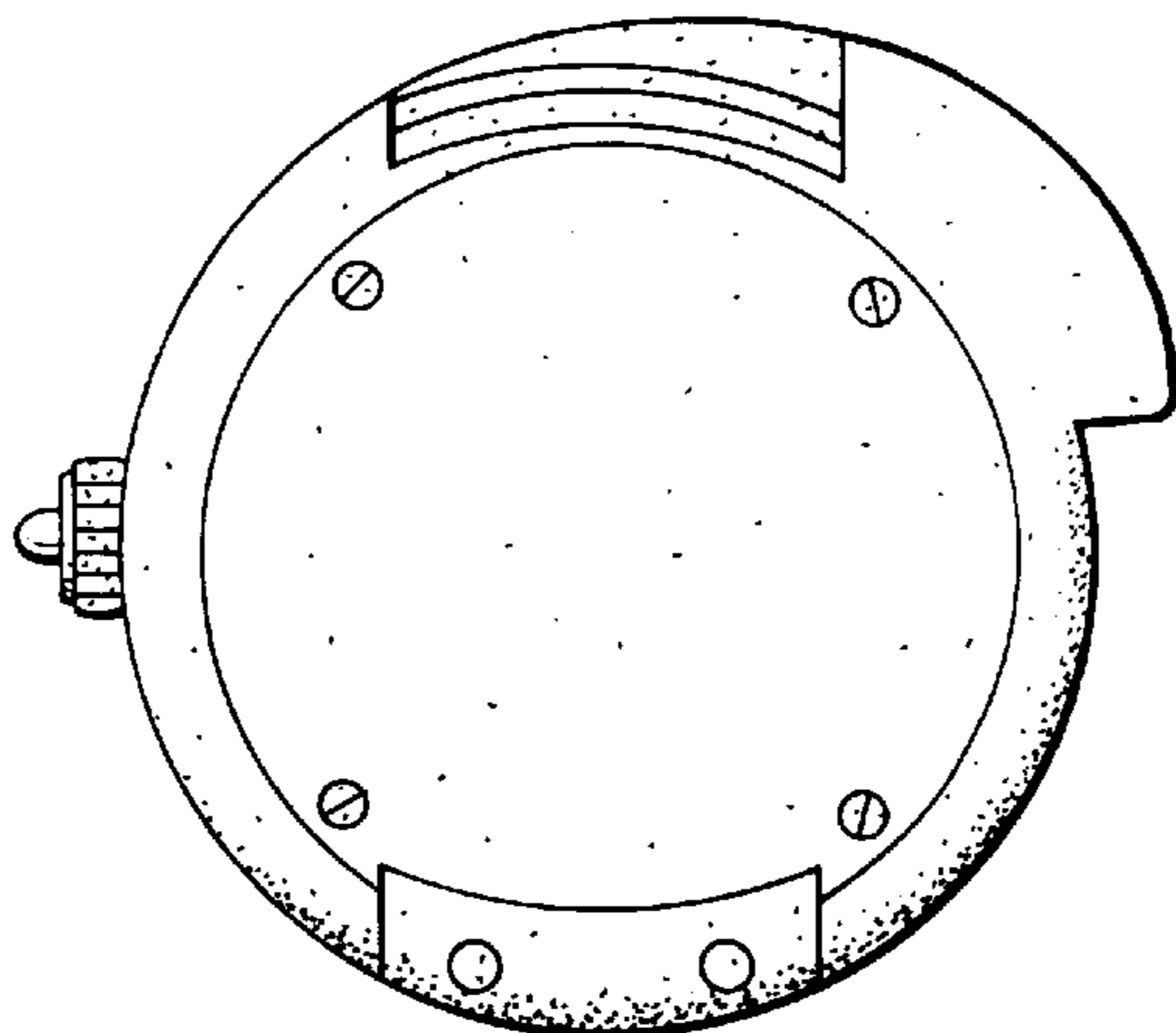


FIG. 4