

US00D401145S

# United States Patent [19] Gray

[11] **Patent Number: Des. 401,145**

[45] **Date of Patent: \*\*\*Nov. 17, 1998**

[54] **TRAY FOR RELEASABLY HOLDING A SHAVING RAZOR**

[75] Inventor: **Michael J. Gray**, Duxbury, Mass.

[73] Assignee: **The Gillette Company**, Boston, Mass.

[\*] Notice: The portion of the term of this patent subsequent to Oct. 13, 2012, has been disclaimed.

[\*\*] Term: **14 Years**

[21] Appl. No.: **67,306**

[22] Filed: **Feb. 19, 1997**

[51] **LOC (6) Cl. .... 09-03**

[52] **U.S. Cl. .... D9/342**

[58] **Field of Search** ..... D6/512, 526; D9/340-342, D9/415-416, 430-432; 206/208, 228, 493, 352, 354-360

## [56] **References Cited**

### U.S. PATENT DOCUMENTS

- D. 159,807 8/1950 Hanson .
- D. 216,635 2/1970 Grange .
- D. 227,234 6/1973 Glaberson .
- D. 256,995 9/1980 Kiraly ..... D9/342
- D. 258,270 2/1981 Gray ..... D9/342
- D. 313,175 12/1990 Motta et al. .
- D. 320,342 10/1991 Gray ..... D9/342
- D. 336,426 6/1993 Fisher .
- D. 349,242 8/1994 Lazarchik et al. .
- D. 352,236 11/1994 Althaus .
- D. 364,060 11/1995 Lai .
- D. 370,844 6/1996 Shurtleff et al. .... D9/342
- 3,444,990 5/1969 Braginetz ..... 206/352 X
- 3,754,326 8/1973 Glaberson .
- 3,822,781 7/1974 Braginetz .

- 4,373,628 2/1983 Dantes .
- 5,113,586 5/1992 Lazarchik et al. .
- 5,228,580 7/1993 Grange .
- 5,407,066 4/1995 Grange .
- 5,429,241 7/1995 Althaus .
- 5,457,887 10/1995 Grange .

### FOREIGN PATENT DOCUMENTS

- 605 880 A2 12/1993 European Pat. Off. .
- 80-04939 11/1980 Netherlands .

### OTHER PUBLICATIONS

Glamour magazine p. 100, Silk Effects from Schick, razor holder, Jul. 1995.  
Razor Holder for Feather Razor Co. (Japan) The Guard Razor (undated).

*Primary Examiner*—Sandra L. Morris  
*Assistant Examiner*—Nanda Bondade  
*Attorney, Agent, or Firm*—Fish & Richardson P.C.

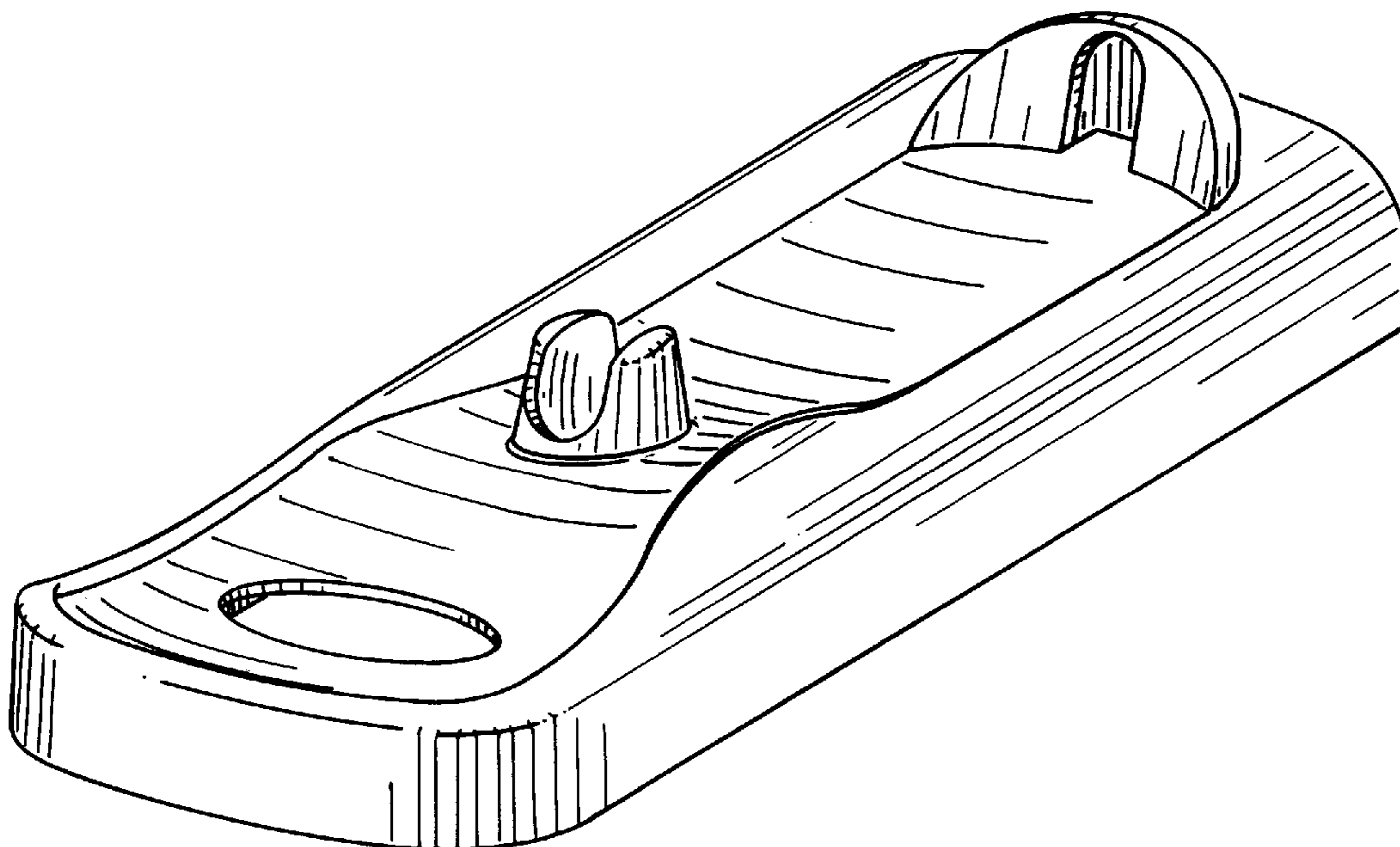
## [57] **CLAIM**

The ornamental design for a tray for releasably holding a shaving razor, as shown and described.

### DESCRIPTION

FIG. 1 is a top, rear and left side perspective view of a tray for releasably holding a shaving razor showing my new design;  
FIG. 2 is a top, front and left side perspective view thereof;  
FIG. 3 is a top plan view thereof;  
FIG. 4 is a front elevational view thereof;  
FIG. 5 is a left side elevational view thereof, the right side being a mirror image; and,  
FIG. 6 is a rear elevational view thereof.  
The undisclosed bottom view forms no part of the claimed design.

**1 Claim, 3 Drawing Sheets**



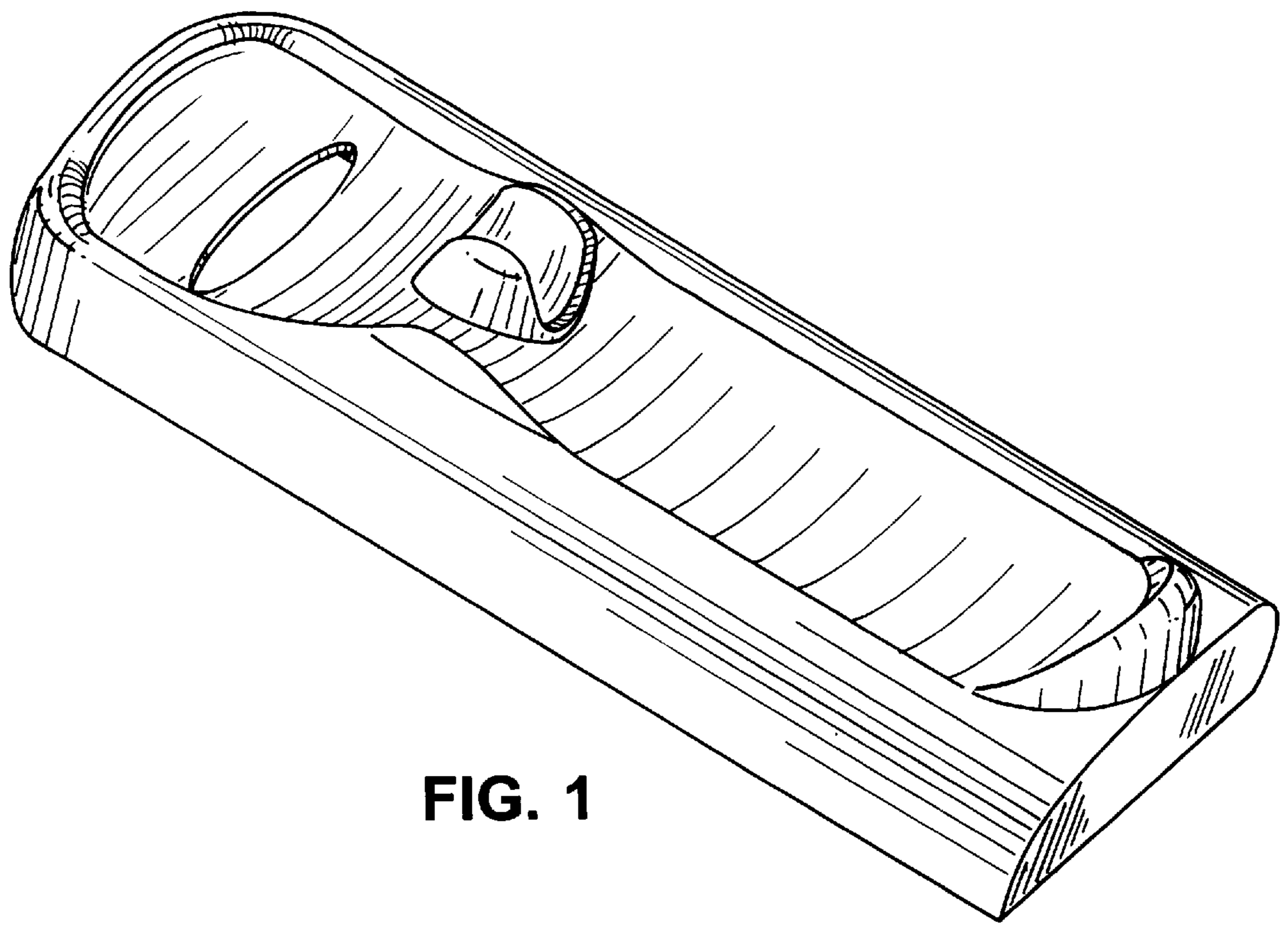


FIG. 1

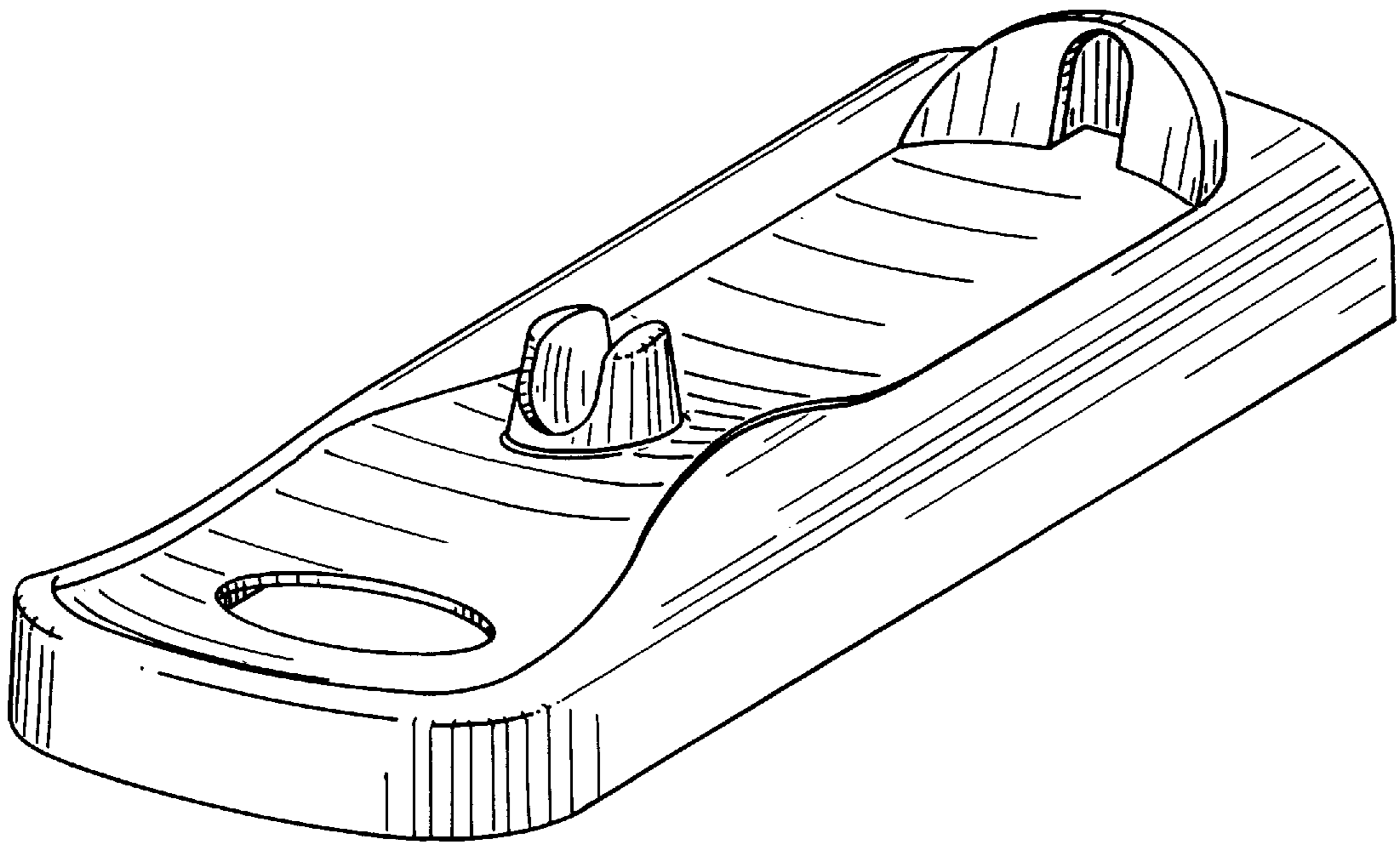


FIG. 2

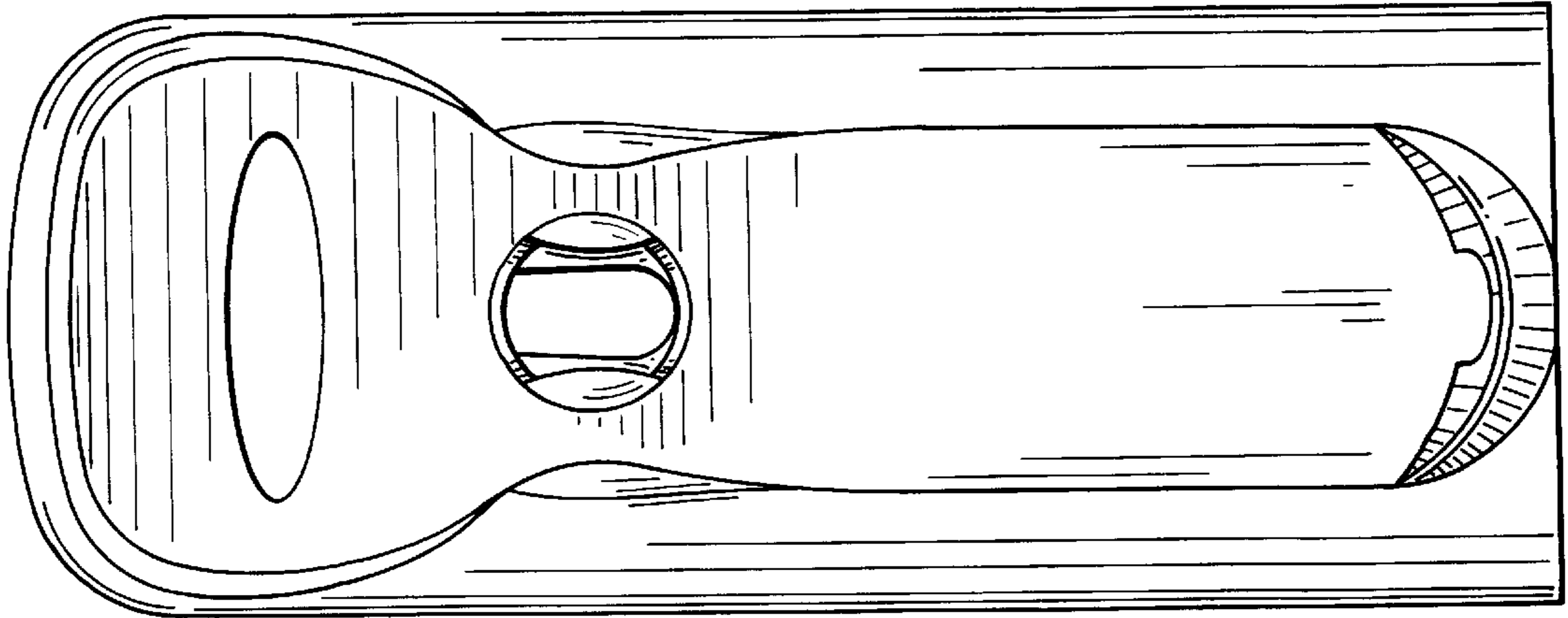


FIG. 3

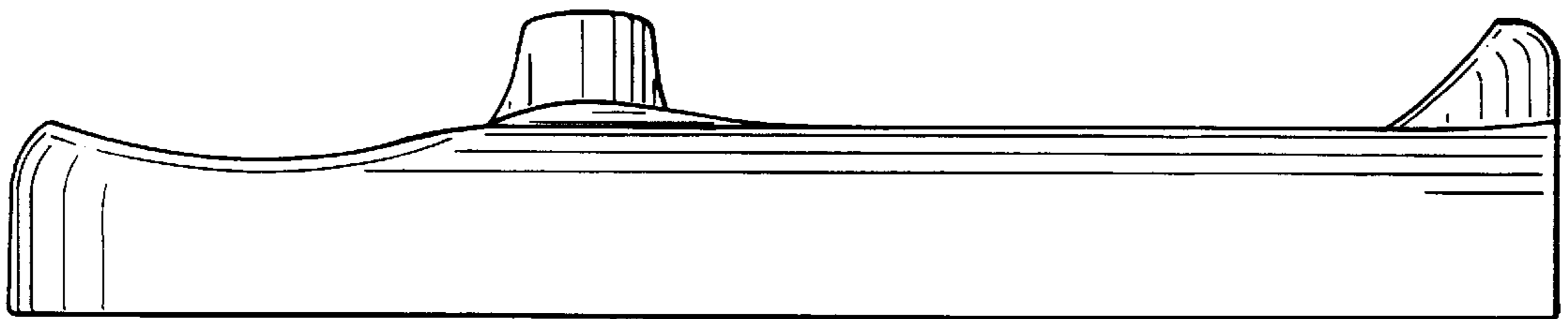


FIG. 5

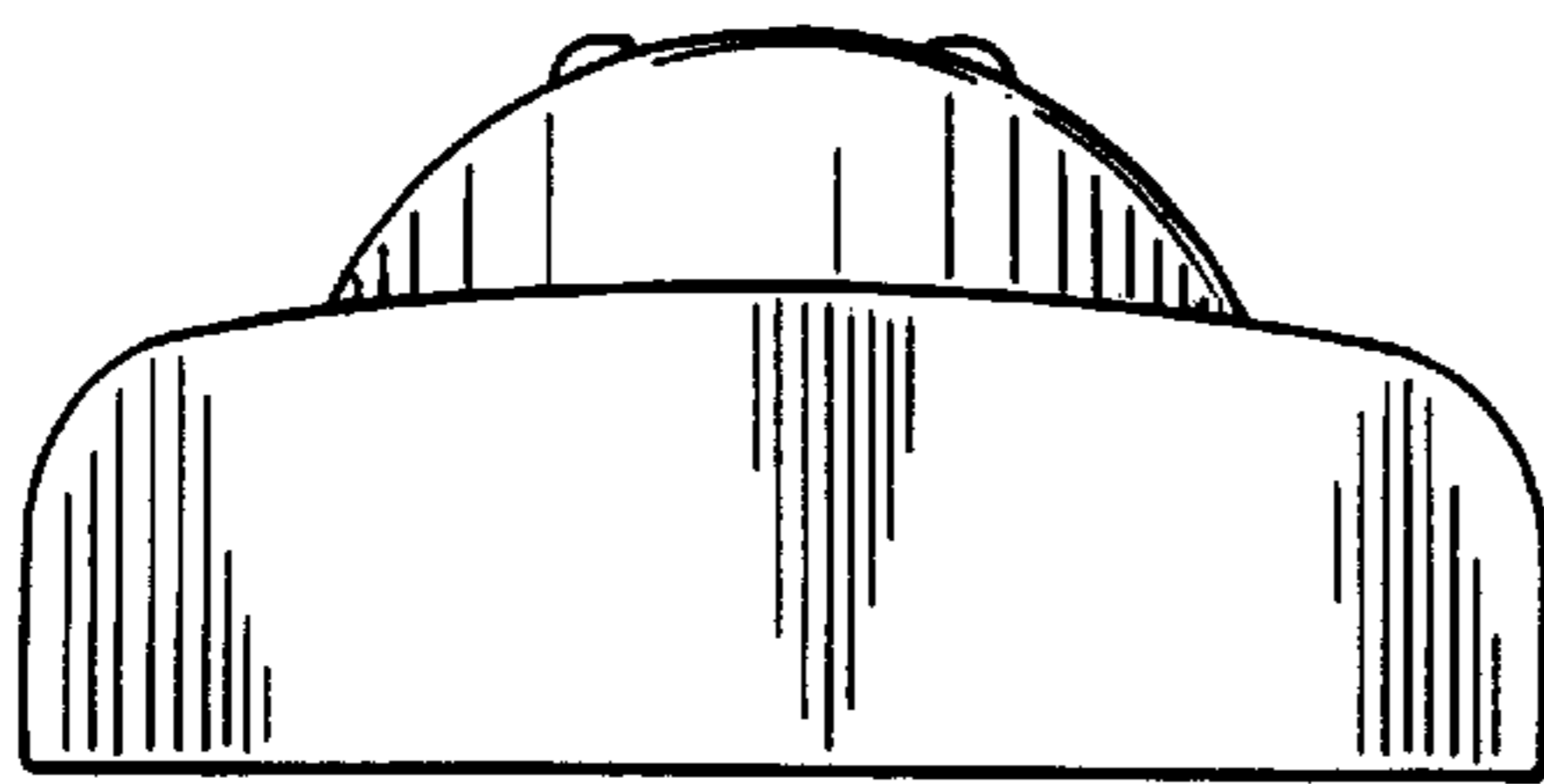


FIG. 6

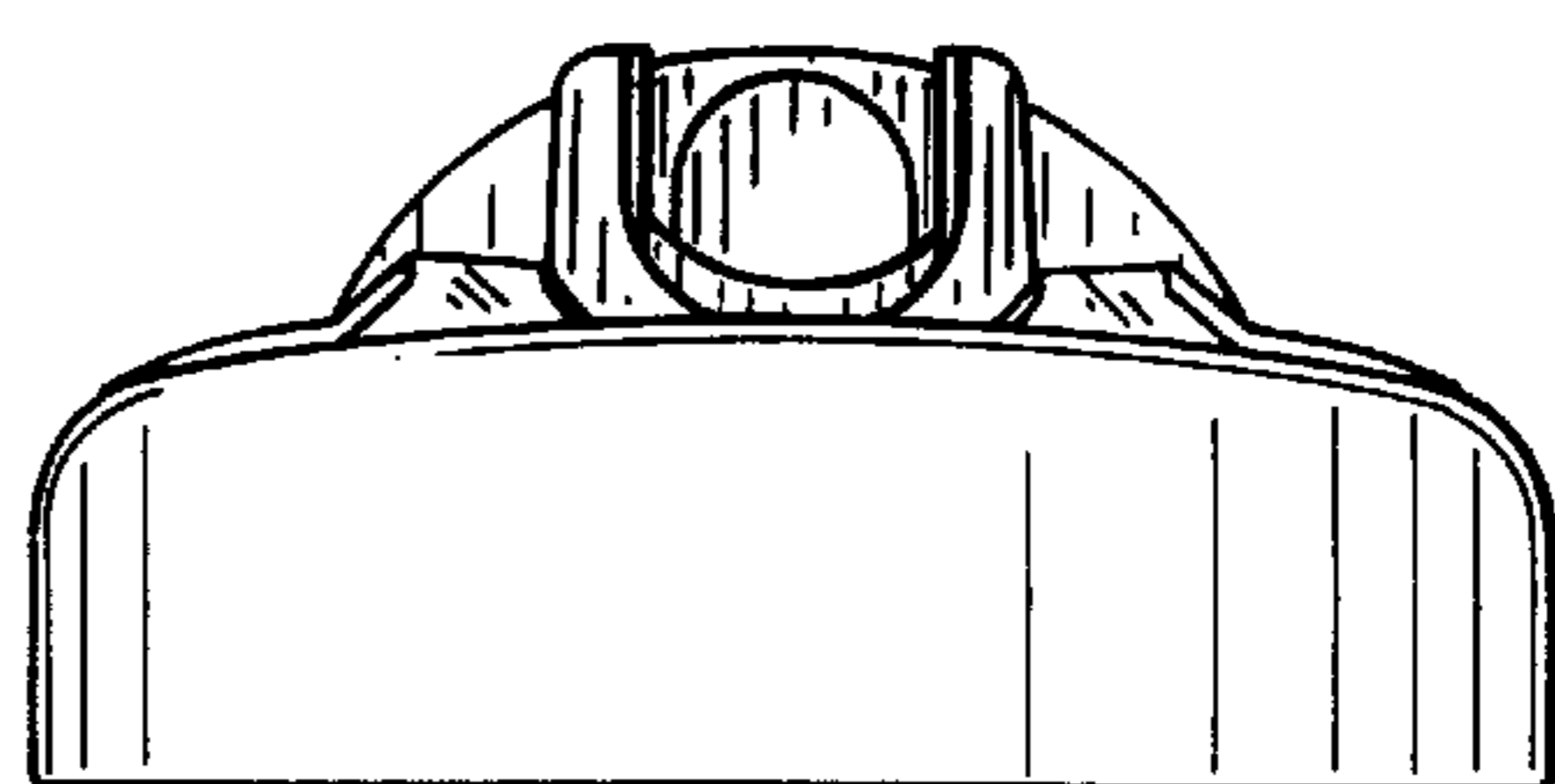


FIG. 4