



US00D401138S

United States Patent [19]

[11] **Patent Number: Des. 401,138**

Rosen et al.

[45] **Date of Patent: **Nov. 17, 1998**

[54] **COMBINED CONTAINER AND CAP**

D. 319,178	8/1991	Katada et al.	D9/302 X
D. 374,615	10/1996	Kani	D9/302
2,979,195	4/1961	Martin	222/92
3,235,128	2/1966	Hansen	D9/302
3,521,795	7/1970	Langhjelm et al.	D9/302 X

[75] Inventors: **Marc Rosen; Kevin Marshall**, both of New York, N.Y.

[73] Assignee: **Bath & Body Works, Inc.**, Reynoldsburg, Ohio

[**] Term: **14 Years**

[21] Appl. No.: **69,831**

[22] Filed: **Apr. 18, 1997**

Related U.S. Application Data

[62] Division of Ser. No. 56,723, Jul. 8, 1996, Pat. No. Des. 386,089.

[51] **LOC (6) Cl. 09-01**

[52] **U.S. Cl. D9/302**

[58] **Field of Search D9/302, 521, 571, D9/513, 558; 222/92**

[56] References Cited

U.S. PATENT DOCUMENTS

D. 52,472	9/1918	Corey	D9/513
D. 230,570	3/1974	Hall	D9/302

OTHER PUBLICATIONS

Modern Packaging, Dec. 1974, p. 45, "DL" Hand Cleaner tube.

Primary Examiner—Lucy Lieberman
Attorney, Agent, or Firm—Colucci & Umans

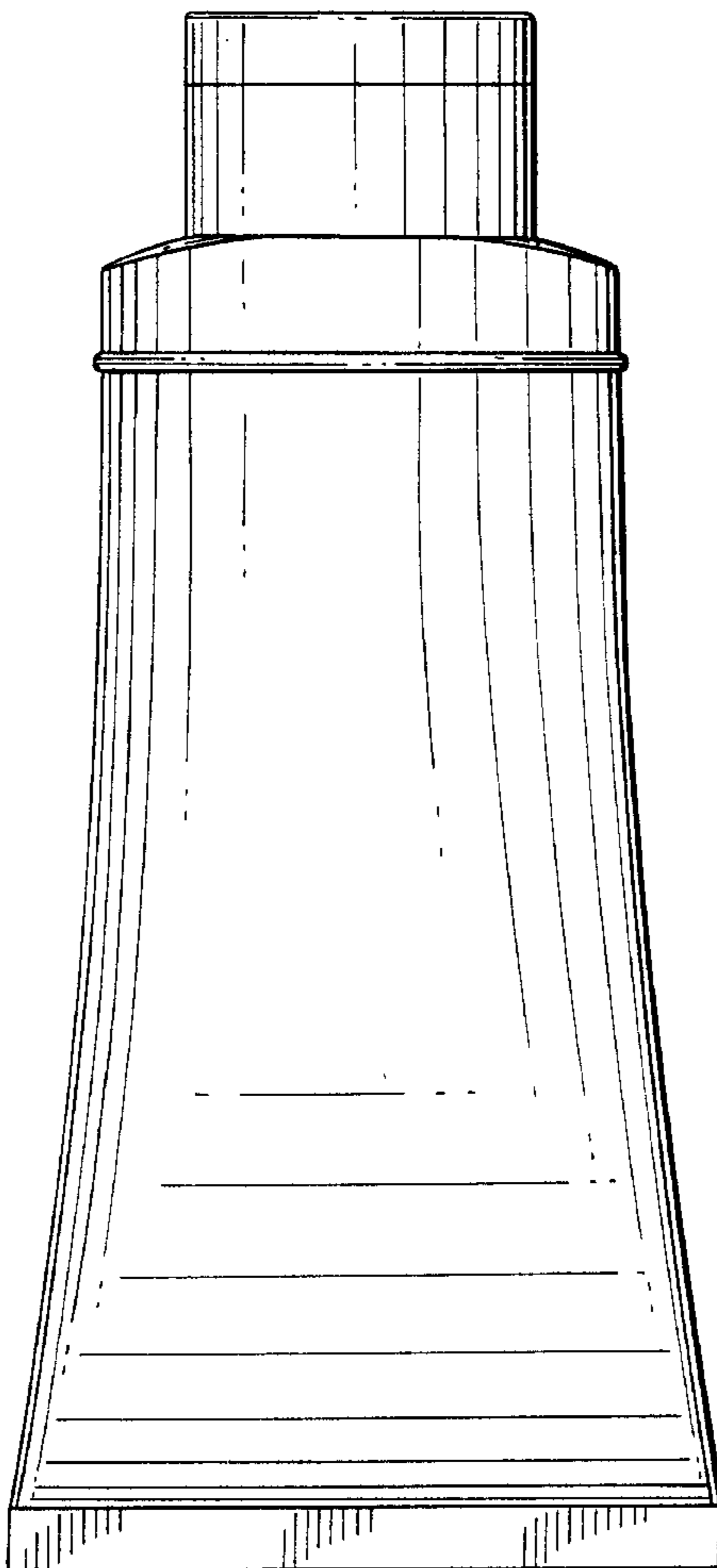
[57] CLAIM

The ornamental design for a combined container and cap, as shown and described.

DESCRIPTION

FIG. 1 is a top, front, and left side perspective view of a combined container and cap showing our new design;
 FIG. 2 is a top plan view thereof;
 FIG. 3 is a left side elevational view thereof, the opposite side being identical;
 FIG. 4 is a rear elevational view thereof, the front being identical; and,
 FIG. 5 is a bottom plan view thereof.

1 Claim, 2 Drawing Sheets



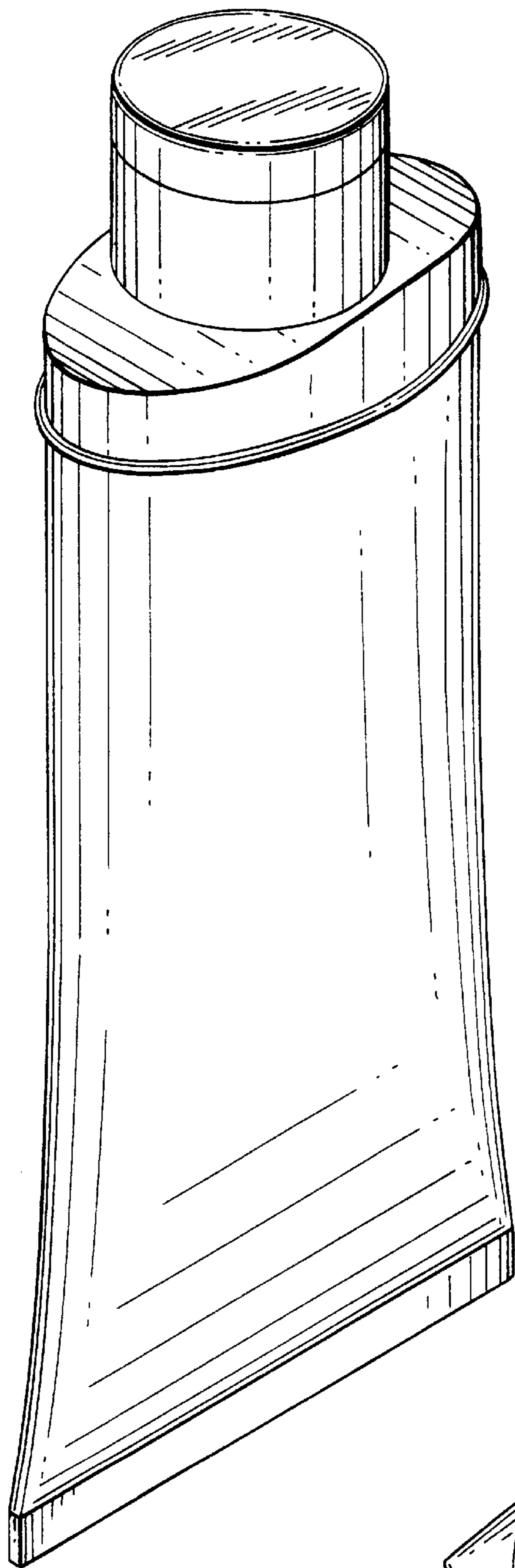


FIG. 1

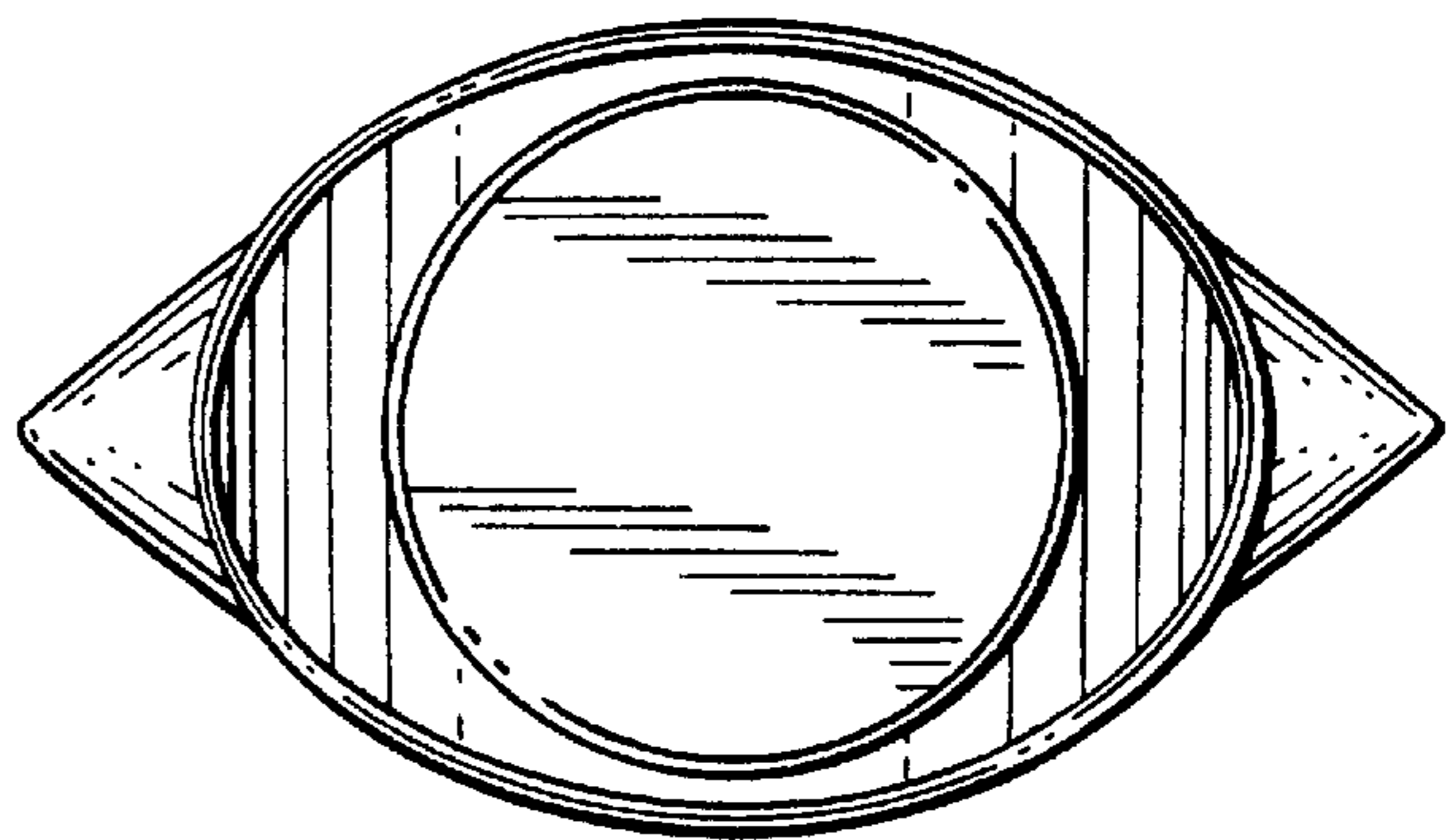


FIG. 2

FIG. 3

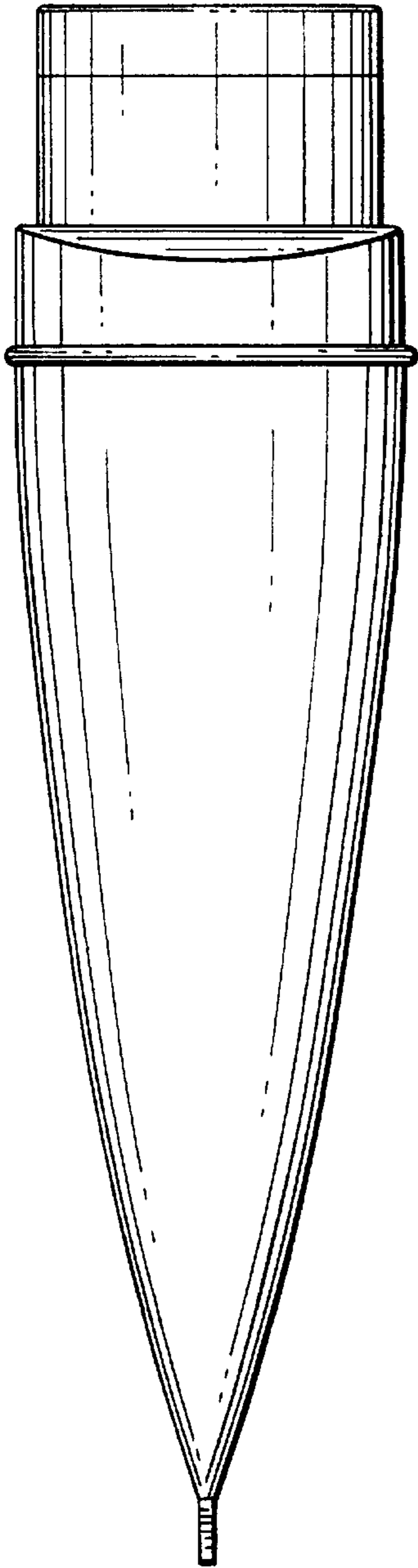


FIG. 4

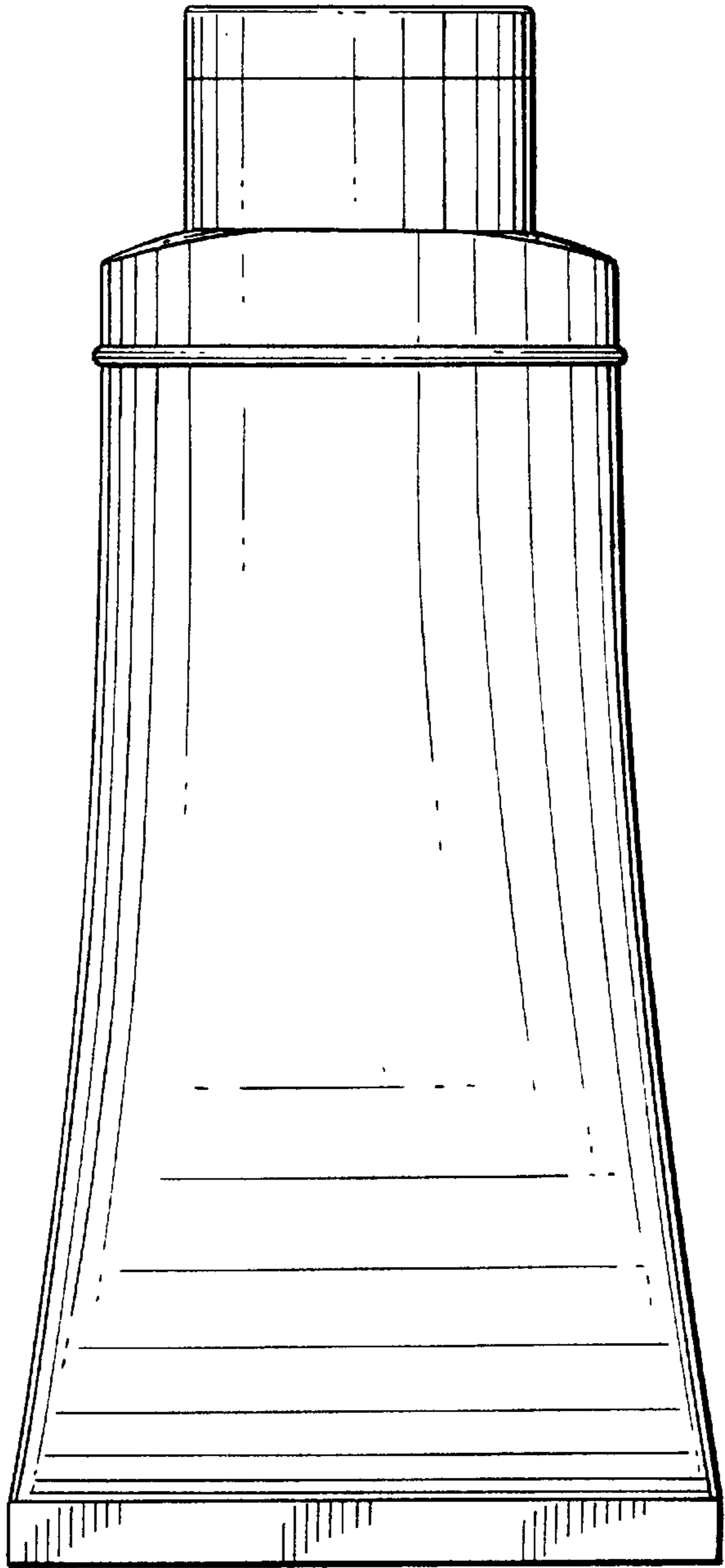


FIG. 5

