



US00D401135S

United States Patent [19] Willert

[11] **Patent Number: Des. 401,135**

[45] **Date of Patent: **Nov. 17, 1998**

[54] **GUTTER FASTENER**

[76] Inventor: **Wayne A. Willert**, 22 Second Ave.,
Port Washington, N.Y. 11050

[**] Term: **14 Years**

[21] Appl. No.: **47,084**

[22] Filed: **Nov. 21, 1995**

[51] **LOC (6) Cl. 08-08**

[52] **U.S. Cl. D8/387**

[58] **Field of Search** D8/385, 387, 388,
D8/391, 393; 248/547, 216.1, 216.4, 216.7;
132/276; 411/387, 385, 378, 390, 394,
399, 402-406, 416, 417, 439, 444, 445,
455-457; D15/139

[56] **References Cited**

U.S. PATENT DOCUMENTS

- D. 58,442 7/1921 Jasus D8/393
- D. 229,538 12/1973 Steffan D8/387 X
- D. 242,117 11/1976 Ono D8/387
- 2,266,432 12/1941 Morin et al. D8/388 X

OTHER PUBLICATIONS

The Turner & Seymour Mfg. Co., Leatherlike Nails p. 17
Bottom Left Square Head.
Architectural Record, Jul. 1960 p. 187 #37 Bottom Right.

Hardware Age Mar. 1960 Nails p. 119.

Primary Examiner—Paula A. Mortimer
Attorney, Agent, or Firm—Collard & Roe, P.C.


[57] **CLAIM**

The ornamental design for a gutter fastener, as shown and described.

DESCRIPTION

FIG. 1 is a perspective view of a gutter fastener showing my new design;
 FIG. 2 is a top plan view thereof;
 FIG. 3 is a bottom plan view thereof;
 FIG. 4 is a right side elevational view thereof;
 FIG. 5 is a left side elevational view thereof;
 FIG. 6 is a top plan view of a second embodiment of a gutter fastener showing my new design, the only difference being the shape of the head;
 FIG. 7 is a bottom plan view thereof;
 FIG. 8 is a top plan view of a third embodiment of a gutter fastener showing my new design, the only difference being the shape of the head; and,
 FIG. 9 is a bottom plan view thereof.

1 Claim, 1 Drawing Sheet



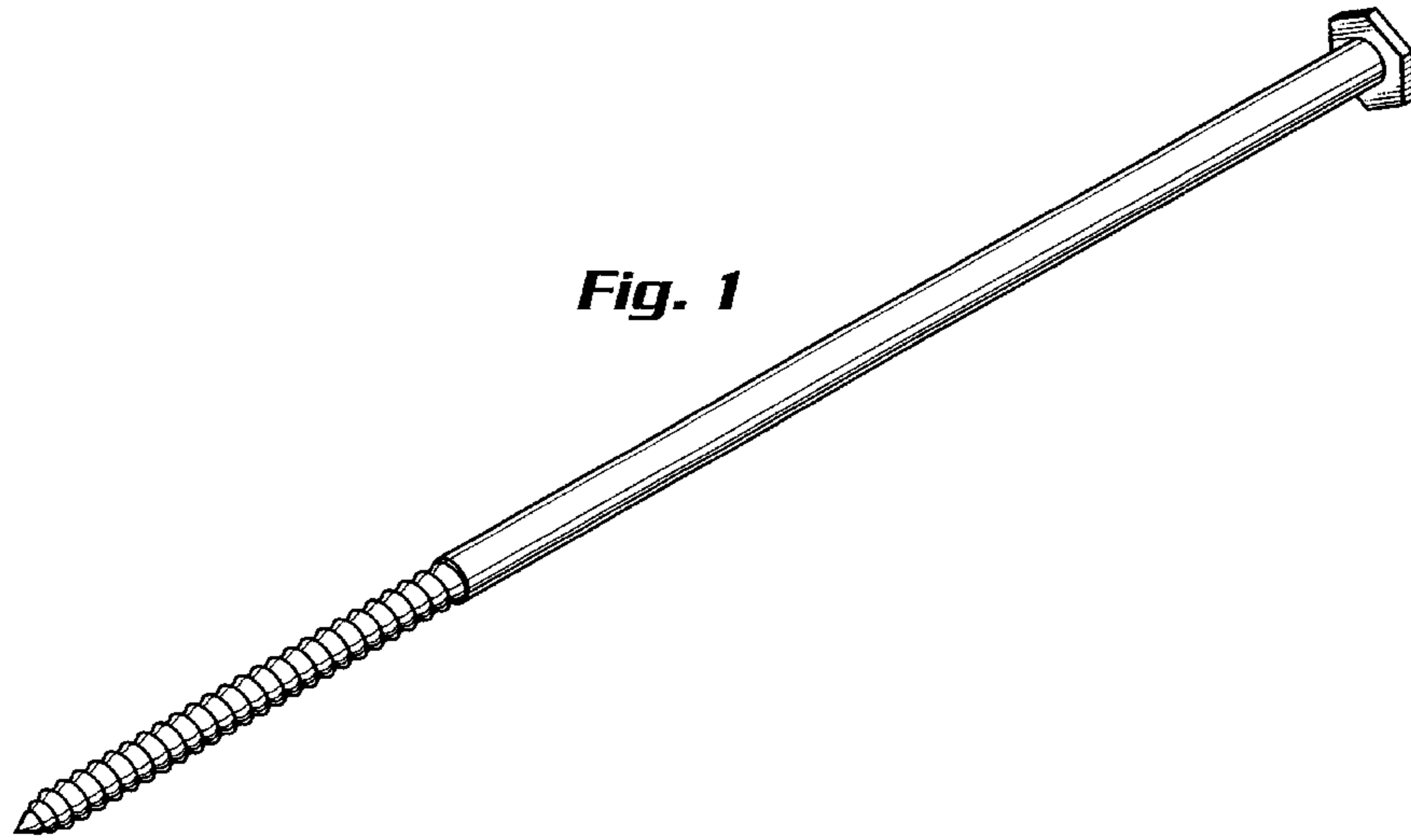


Fig. 1



Fig. 2



Fig. 3



Fig. 6



Fig. 7



Fig. 8



Fig. 9



Fig. 4

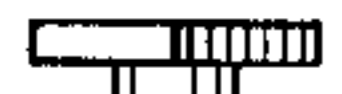


Fig. 5