



US00D401112S

United States Patent [19]
Miller

[11] **Patent Number: Des. 401,112**

[45] **Date of Patent: **Nov. 17, 1998**

[54] **OVEN GRATE**

[75] Inventor: **Lisa M. Miller**, Iowa City, Iowa

[73] Assignee: **Maytag Corporation**, Newton, Iowa

[**] Term: **14 Years**

[21] Appl. No.: **70,763**

[22] Filed: **May 15, 1997**

D. 369,062	4/1996	Holbrook, Jr.	D7/408
D. 371,277	7/1996	Pink	D7/408
D. 389,374	1/1998	Miller	D7/408
2,430,079	11/1947	Reeves	126/214
3,198,189	8/1965	Oatley	126/24
3,417,886	12/1968	Bales	99/425
3,745,912	7/1973	Field	99/446
5,445,066	8/1995	Rosset	99/446

Primary Examiner—Ruth McInroy
Attorney, Agent, or Firm—Zarley, McKee, Thomte, Voorhees & Sease

Related U.S. Application Data

[62] Division of Ser. No. 57,178, Jul. 18, 1996.

[51] **LOC (6) Cl.** **07-02**

[52] **U.S. Cl.** **D7/408**

[58] **Field of Search** D7/402, 407-409,
D7/346; 126/214 R, 214 C, 215, 216, 152 R,
39 B, 211; D23/402

[57] **CLAIM**

I claim the ornamental design for an oven grate, as shown and described.

DESCRIPTION

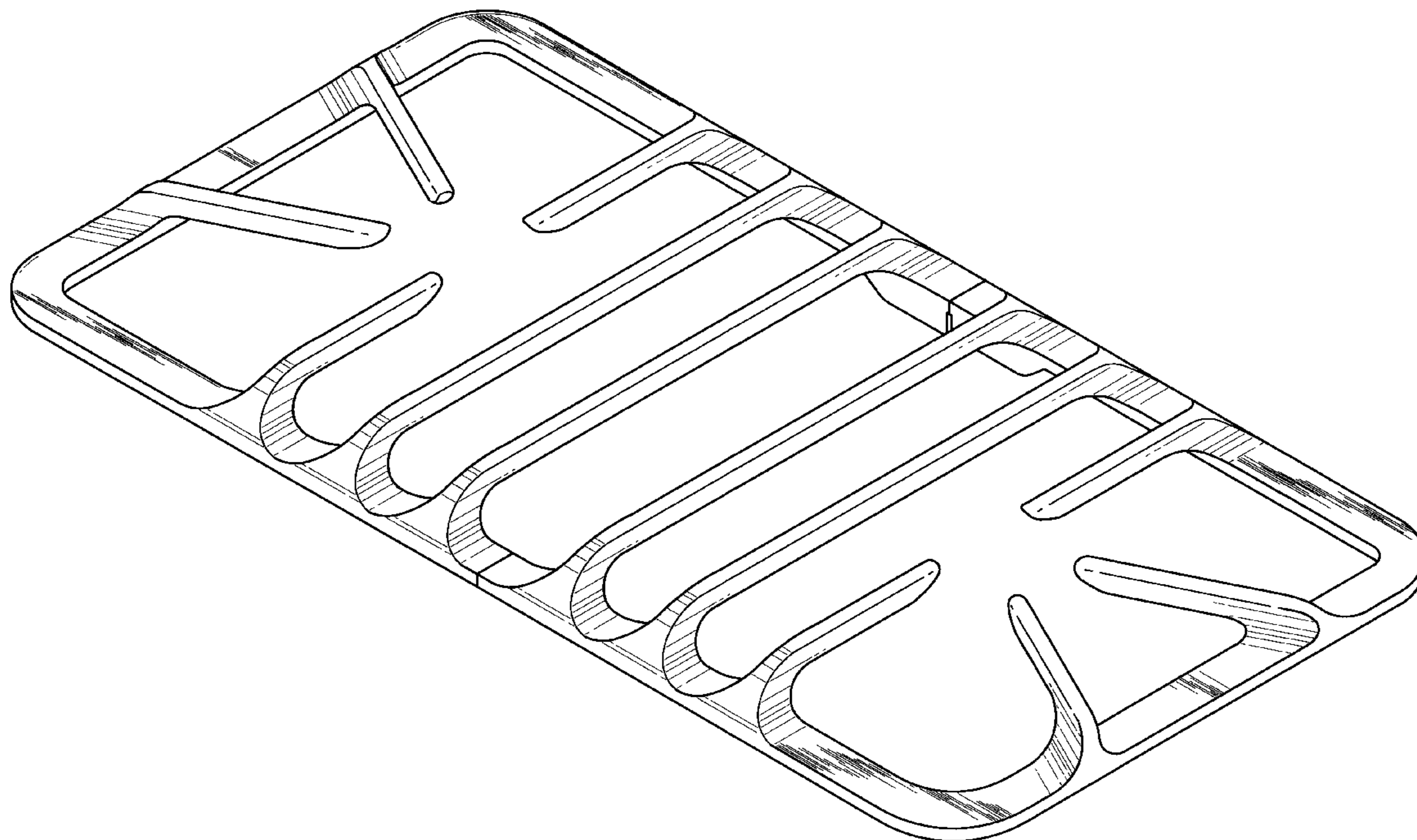
FIG. 1 is a perspective view of an oven grate showing my new design;
FIG. 2 is a top plan view thereof;
FIG. 3 is a bottom plan view thereof;
FIG. 4 is a side elevational view thereof, the opposite side being identical;
FIG. 5 is an end elevational view thereof; and,
FIG. 6 is an end elevational view of the opposite side of FIG. 5.

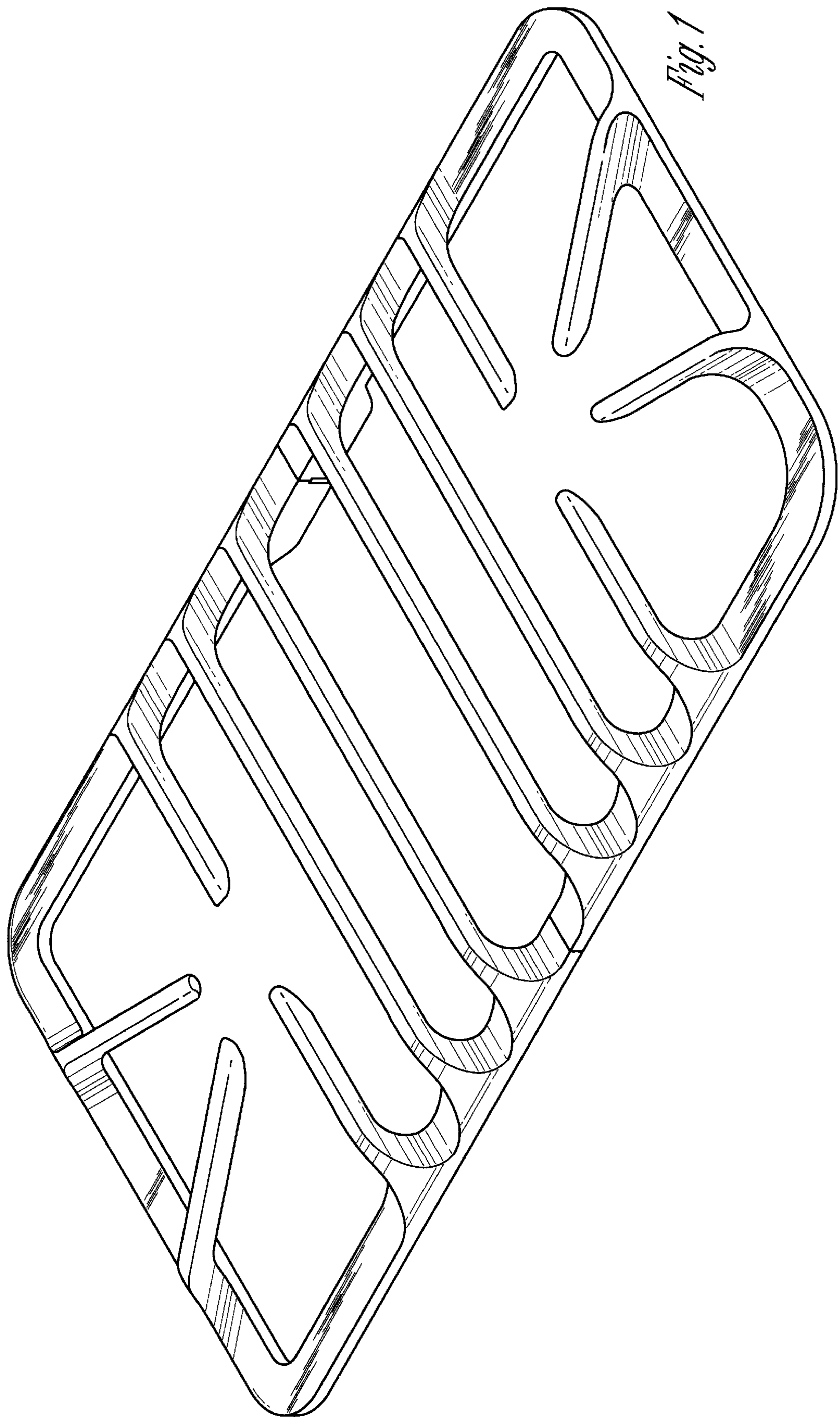
[56] **References Cited**

U.S. PATENT DOCUMENTS

D. 209,436	11/1967	Myler	D7/408
D. 301,534	6/1989	Binzer	D7/408
D. 303,604	9/1989	Beach et al.	D7/346
D. 353,300	12/1994	Edman et al.	D7/408
D. 364,535	11/1995	Moore	D7/409
D. 367,802	3/1996	Lewis et al.	D7/408

1 Claim, 4 Drawing Sheets





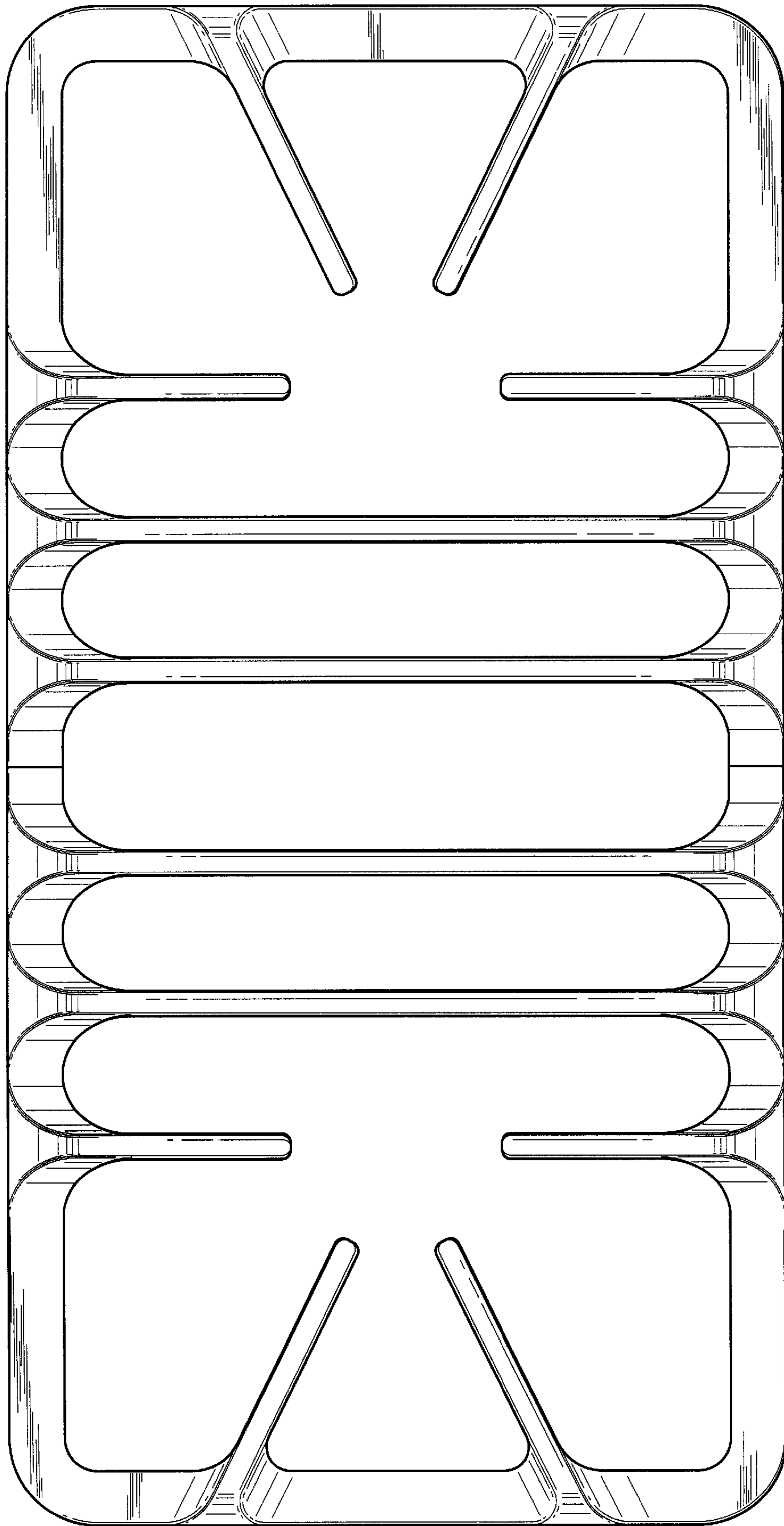


Fig. 2

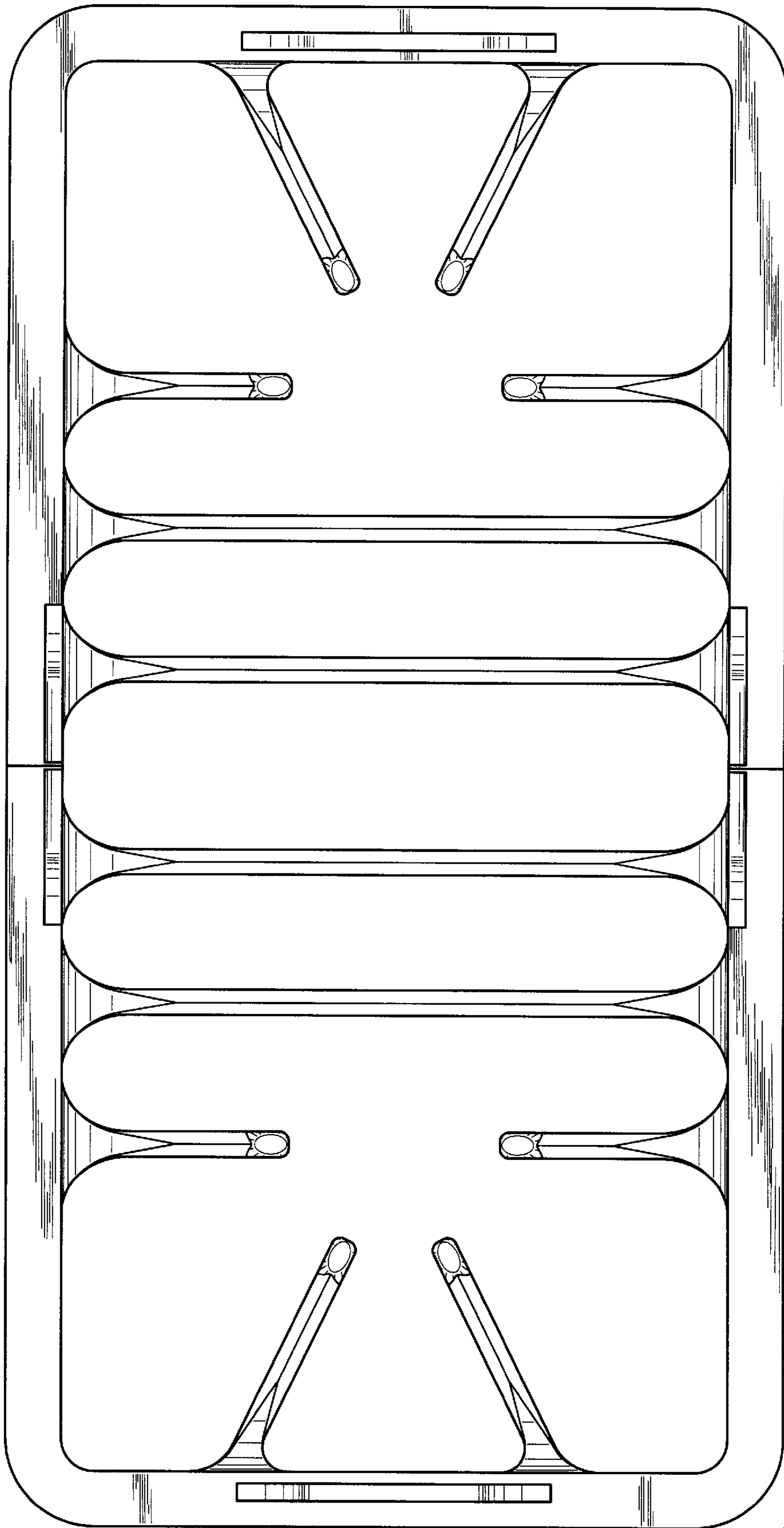


Fig. 3




Fig. 4

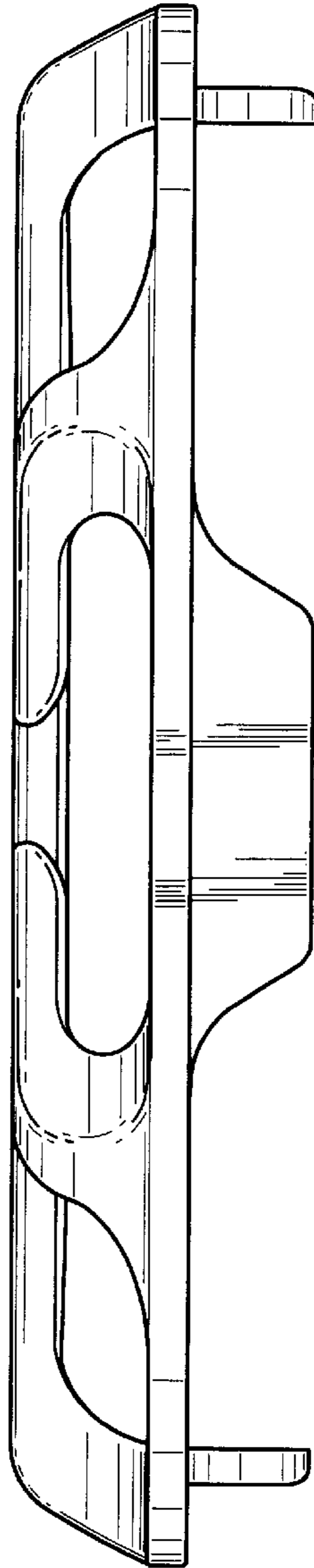


Fig. 5

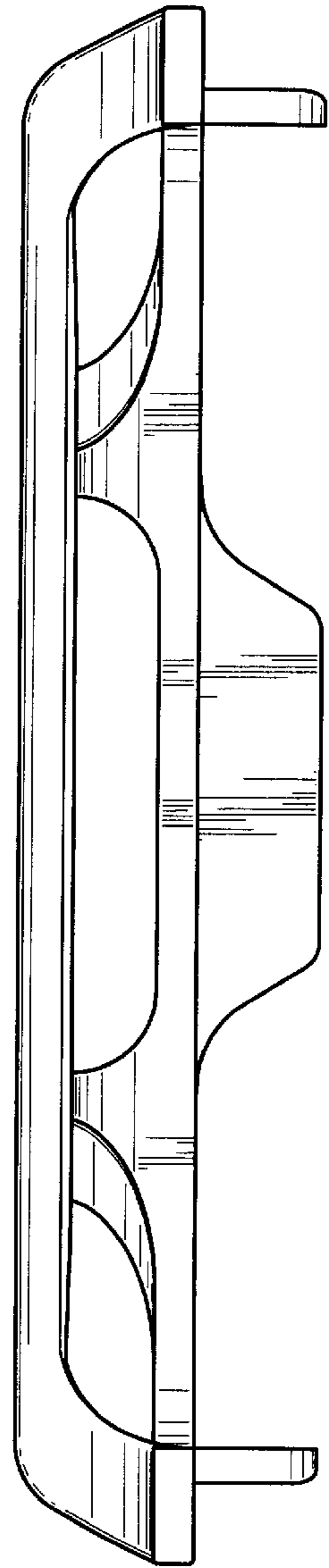


Fig. 6