



US00D401104S

**United States Patent** [19]  
**Denney**

[11] **Patent Number: Des. 401,104**  
[45] **Date of Patent: \*\*Nov. 17, 1998**

[54] **CURVED PILLOW**

[75] Inventor: **Denys Denney**, Bear, Del.

[73] Assignee: **Foamex L.P.**, Linwood, Pa.

[\*\*] Term: **14 Years**

[21] Appl. No.: **81,664**

[22] Filed: **Jan. 7, 1998**

[51] **LOC (6) Cl.** ..... **06-09**

[52] **U.S. Cl.** ..... **D6/601**

[58] **Field of Search** ..... D6/595-596, 601,  
D6/604, 605; 5/630, 636-639, 690, 722,  
724, 725, 652, 652.1, 653, 654, 655, 655.3,  
655.9, 656, 907, 646, 647

[56] **References Cited**

**U.S. PATENT DOCUMENTS**

- D. 293,755 1/1988 Murphy .
- D. 309,543 7/1990 Goodman .
- D. 339,020 9/1993 Ward .
- D. 367,390 2/1996 Johnston et al. .... D6/601
- D. 371,035 6/1996 Davis .
- 3,124,812 3/1964 Milton et al. .... 5/636
- 3,775,785 12/1973 Mittendorf .
- 3,829,917 8/1974 DeLaittre .
- 4,165,125 8/1979 Owen .
- 4,424,599 1/1984 Hannouche .
- 4,726,087 2/1988 Schaefer .
- 4,759,089 7/1988 Fox .
- 4,777,678 10/1988 Moore .
- 4,805,603 2/1989 Cumberland .
- 4,821,355 4/1989 Burkhardt .

- 4,914,763 4/1990 Clark .
- 4,916,765 4/1990 Castronovo, Jr. .
- 5,016,303 5/1991 Tanaka .
- 5,153,960 10/1992 Ritter .
- 5,237,714 8/1993 Baron .
- 5,261,420 11/1993 Grillo .
- 5,476,105 12/1995 Toth .
- 5,533,218 7/1996 Fahy .
- 5,581,832 12/1996 Bridley .
- 5,682,633 11/1997 Davis ..... 5/636

**OTHER PUBLICATIONS**

Brokstone ® Tempur-pedic Swedish Mattress and Pillow brochure (undated).

Core Products International Inc. brochure (1988).

*Primary Examiner*—Janice E. Seeger  
*Attorney, Agent, or Firm*—Connolly and Hutz


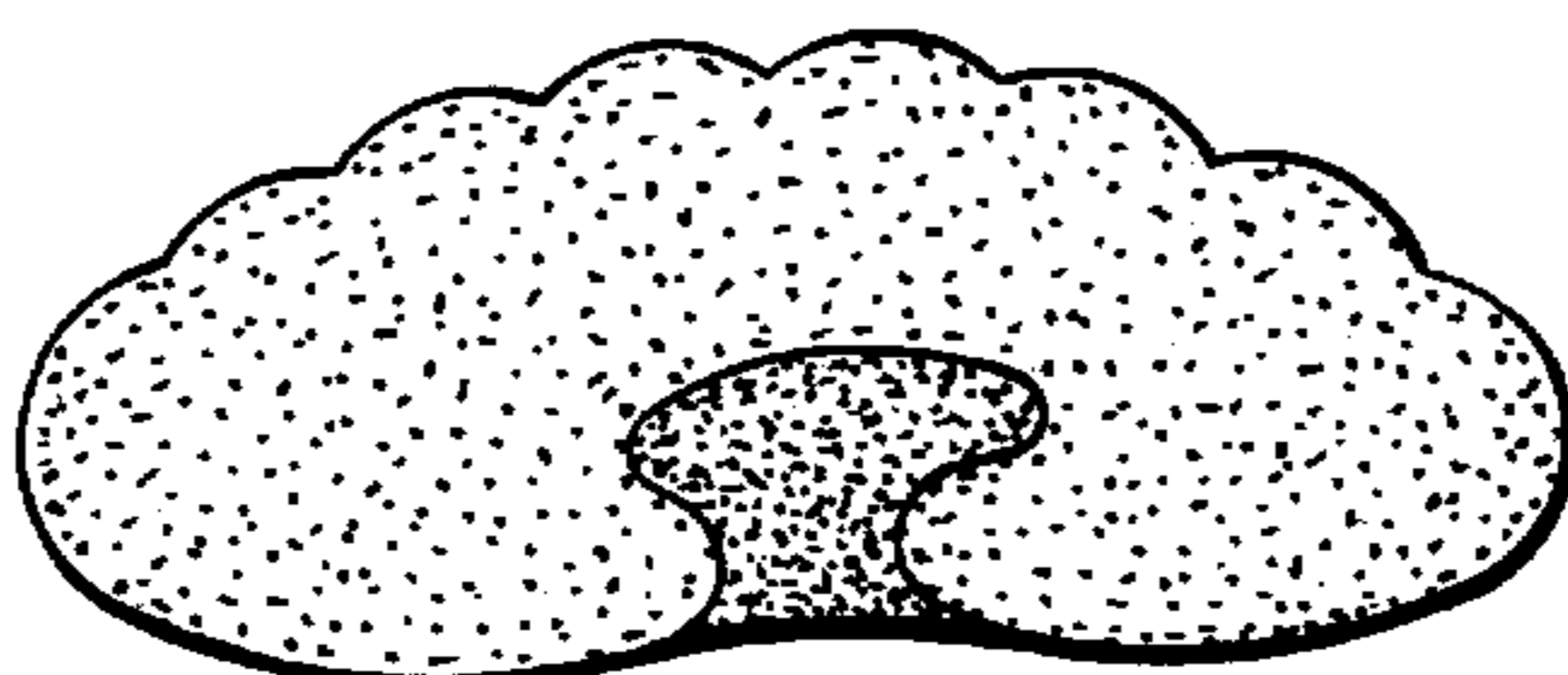
[57] **CLAIM**


The ornamental design for a curved pillow, as shown and described.

**DESCRIPTION**

FIG. 1 is a left side elevational view of a curved pillow showing my new design the right side being a mirror image thereof;  
FIG. 2 is a front elevational view of the pillow, wherein the rear elevational view is a mirror image thereof;  
FIG. 3 is a top plan view of the pillow;  
FIG. 4 is a bottom plan view of the pillow; and,  
FIG. 5 is a left side elevational view of an alternate embodiment of my new pillow design wherein the center core has been removed from within the pillow;

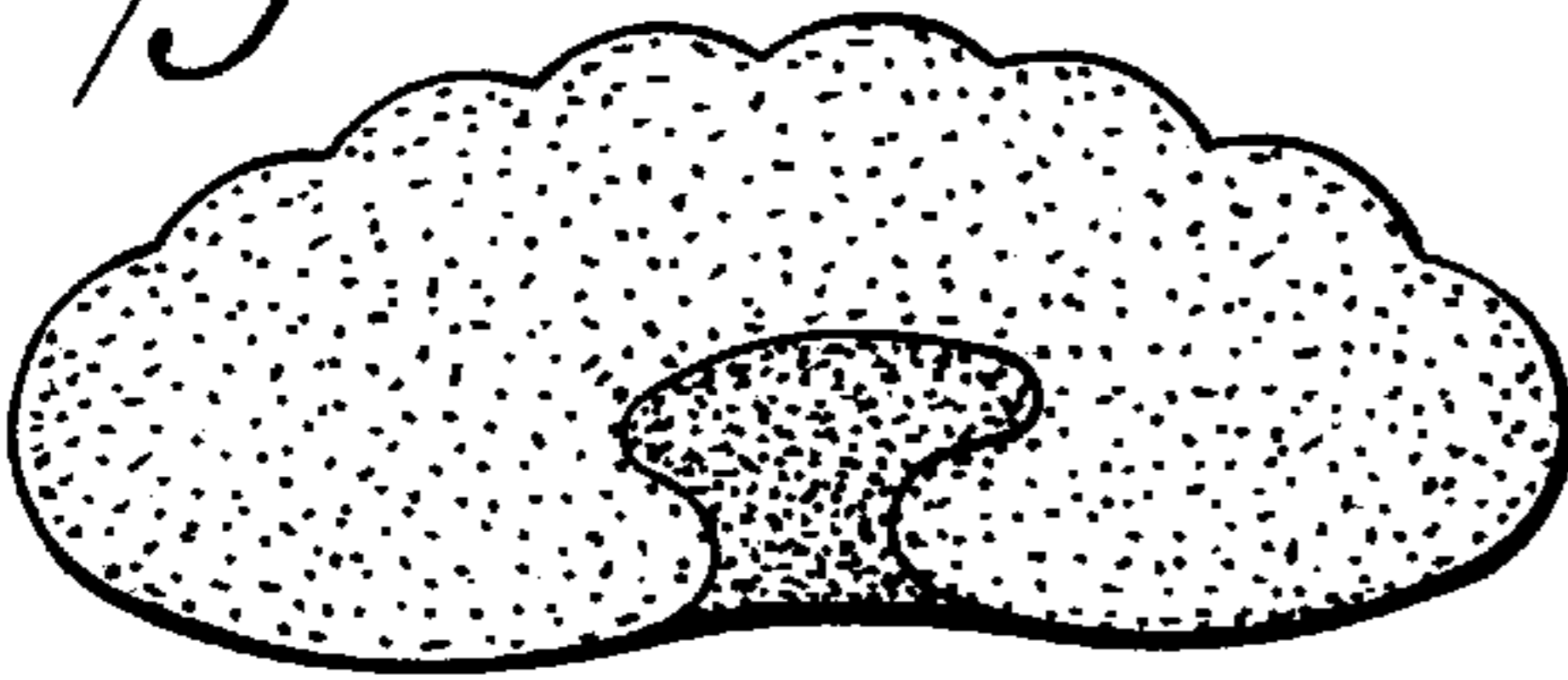
**1 Claim, 1 Drawing Sheet**






*Fig. 3.*

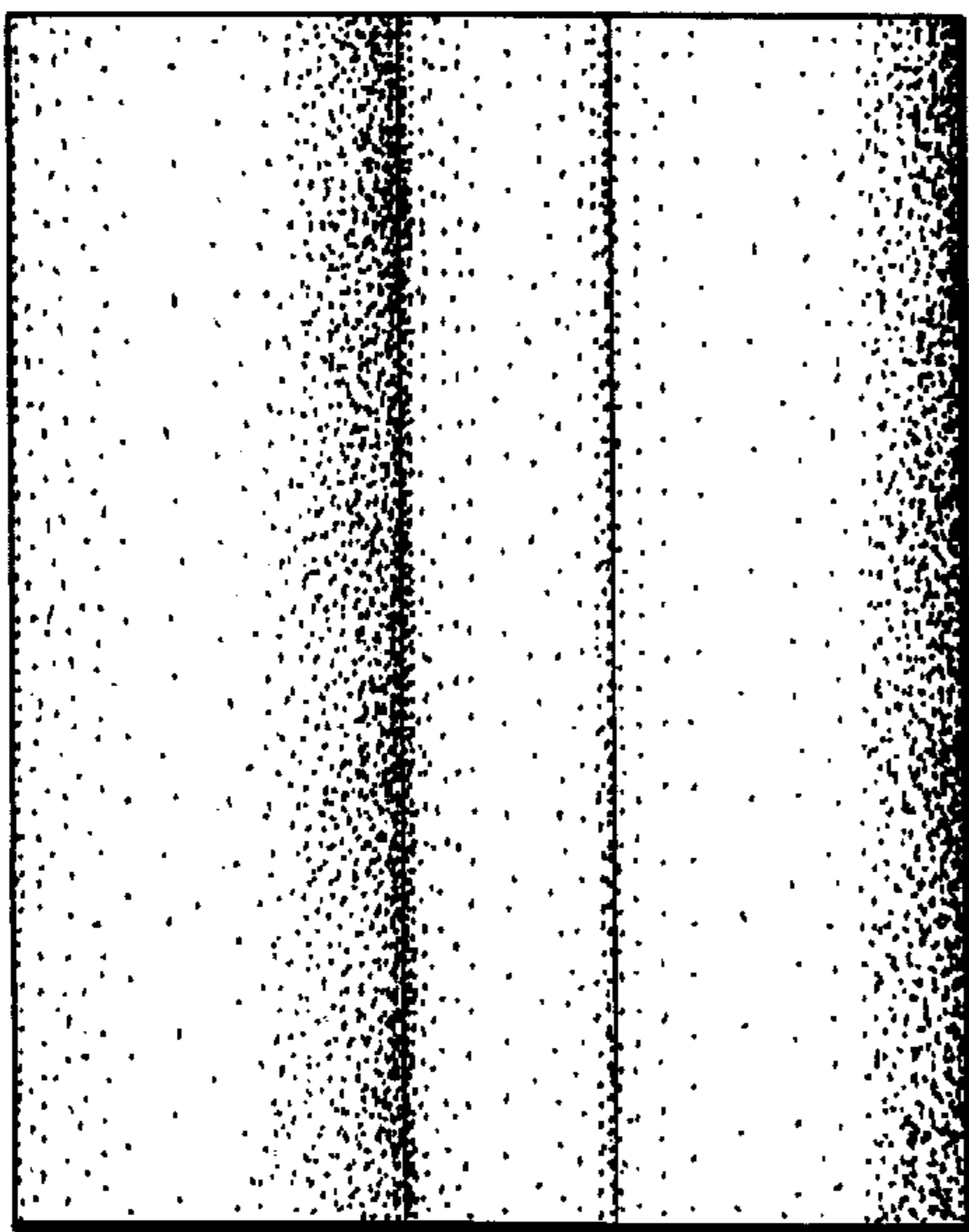
*Fig. 1.*



*Fig. 2.*



*Fig. 4.*



*Fig. 5.*

