



US00D401101S

United States Patent [19]

Shanley, Jr. et al.

[11] **Patent Number: Des. 401,101**

[45] **Date of Patent: **Nov. 17, 1998**

[54] **TWO-SIDED MESSAGE MAT**

[76] Inventors: **Raymond J. Shanley, Jr.; Rosalee Shanley**, both of 10770 Katella Ave., #4, Anaheim, Calif. 92804

[**] Term: **14 Years**

[21] Appl. No.: **73,591**

[22] Filed: **Jul. 11, 1997**

[51] **LOC (6) Cl. 06-11**

[52] **U.S. Cl. D6/583**

[58] **Field of Search** D6/582, 583, 589, D6/594, 601; 4/251.1, 252.6, 300, 581; 297/219.1, 219.11, 228.12; 428/80-82, 93-95, 77, 88, 85, 89, 16; 280/32.6; 296/37.2; 5/215

[56] **References Cited**

U.S. PATENT DOCUMENTS

D. 350,253 9/1994 Livingstone et al. D6/583

D. 369,936 5/1996 Halcomb et al. D6/601 X
5,375,271 12/1994 Frankel 4/581

Primary Examiner—Freda Nunn

[57] **CLAIM**

The ornamental design for a two-sided message mat, as shown and described.

DESCRIPTION

FIG. 1 is a front elevational view of the two-sided message mat showing our new design;
FIG. 2 is a rear elevational view thereof;
FIG. 3 is a right side view thereof;
FIG. 4 is a left side view thereof;
FIG. 5 is a top plan view thereof; and,
FIG. 6 is a bottom plan view thereof.
The cross hatch shading partially shown in FIGS. 1 and 2 represents a conventional material and said shading is also understood to continue across the areas shown in the aforementioned figures.

1 Claim, 3 Drawing Sheets






FIG. 1

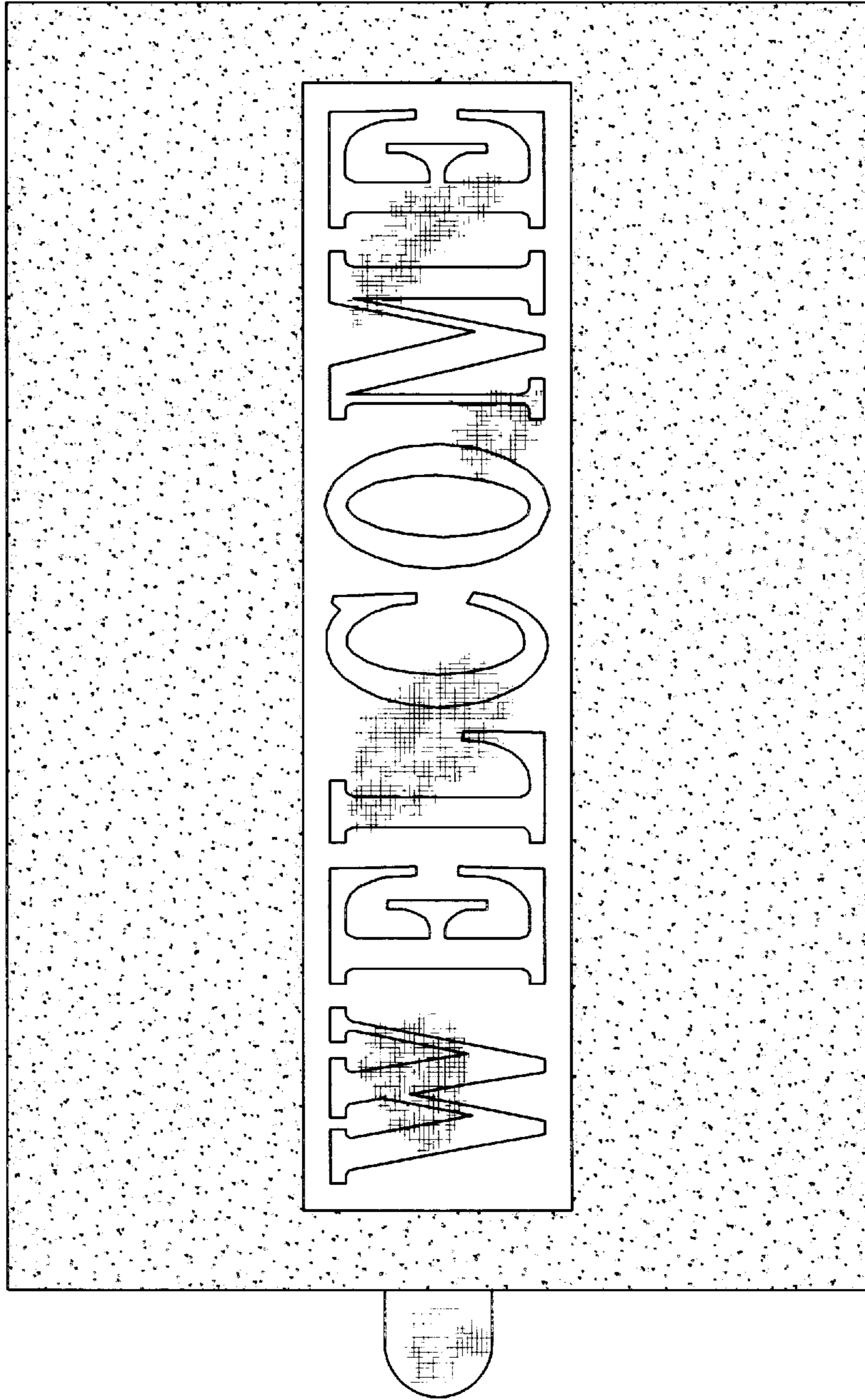


FIG. 2




FIG. 3



FIG. 4



FIG. 5




FIG. 6

