



US00D401100S

# United States Patent [19] Stull

[11] **Patent Number: Des. 401,100**

[45] **Date of Patent: \*\*Nov. 17, 1998**

[54] **MAT**

D. 355,807 2/1995 O'Rourke ..... D6/583

[76] **Inventor: Thomas Emerson Stull, Box 242-8,  
Rte. 3, Decatur, Tenn. 37322**

*Primary Examiner*—Lisa Lichtenstein  
*Attorney, Agent, or Firm*—Luedeka, Neely & Graham, P.C.

[\*\*] **Term: 14 Years**

[57] **CLAIM**

[21] **Appl. No.: 84,021**

The ornamental design for a mat, as shown and described.

[22] **Filed: Feb. 23, 1998**

**DESCRIPTION**

[51] **LOC (6) Cl. .... 06-11**

FIG. 1 is a perspective view of the mat of my new design, with the bottom of the mat facing up;

[52] **U.S. Cl. .... D6/582; D6/583**

FIG. 2 is a left side elevational view of the mat of my new design, the right side being identical thereto;

[58] **Field of Search** ..... D6/582, 583, 595,  
D6/596; 15/215, 216, 217; 5/417-420,  
485, 490, 902

FIG. 3 is a front side elevational view of the mat of my new design, the rear side being identical thereto;


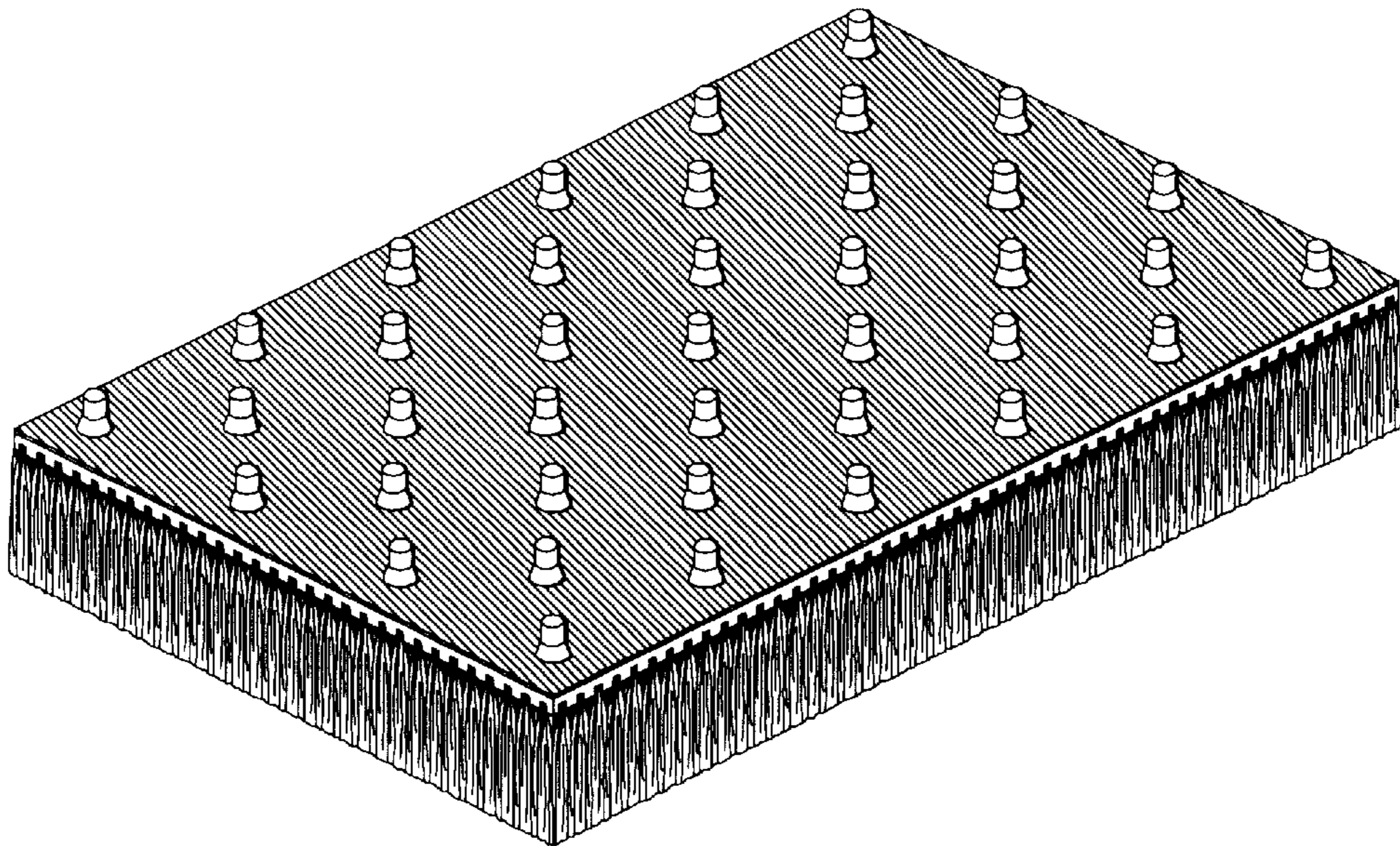
[56] **References Cited**

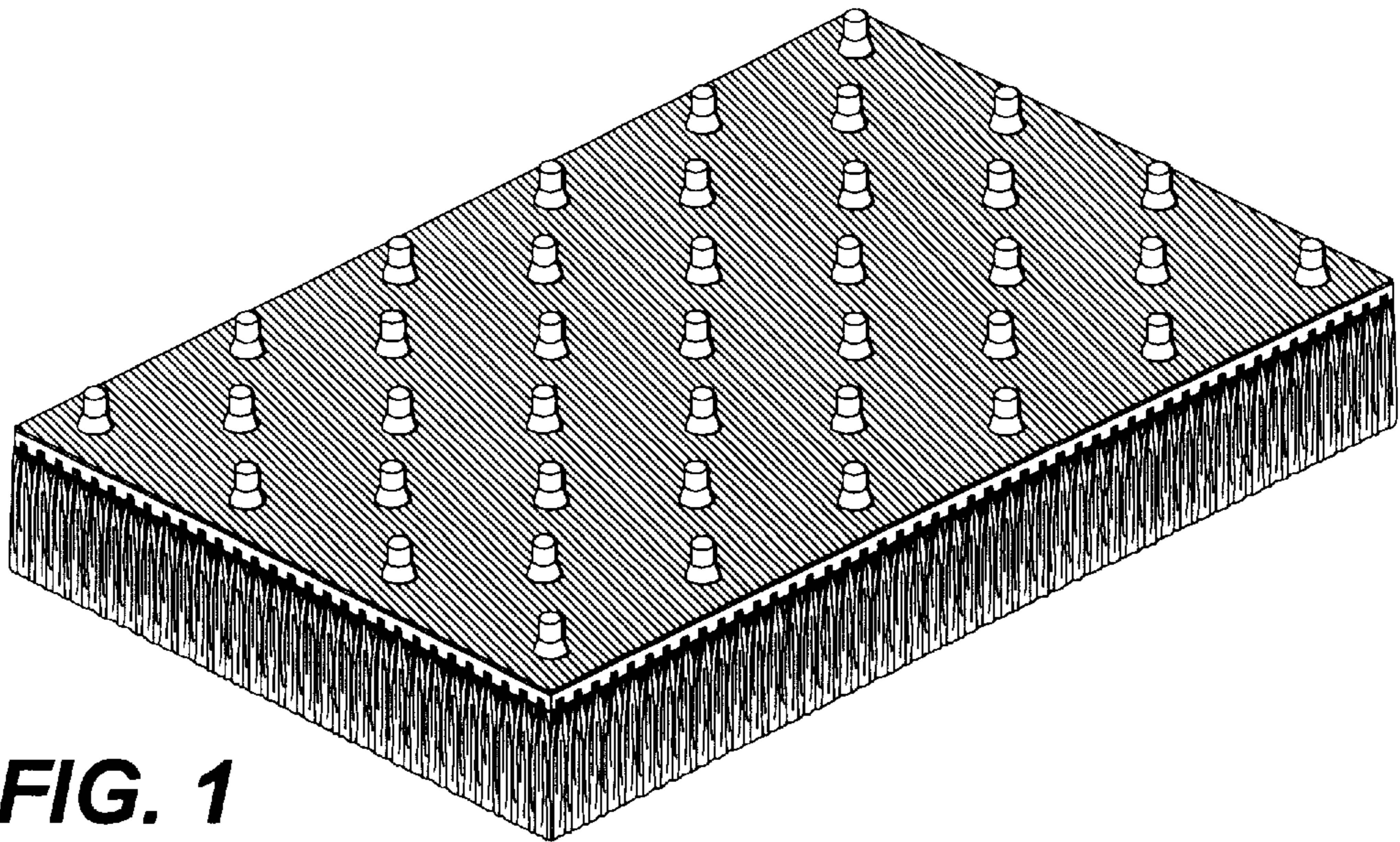
FIG. 4 is a top plan view of the mat of my new design; and,  
FIG. 5 is a bottom plan view of the mat of my new design.

**U.S. PATENT DOCUMENTS**

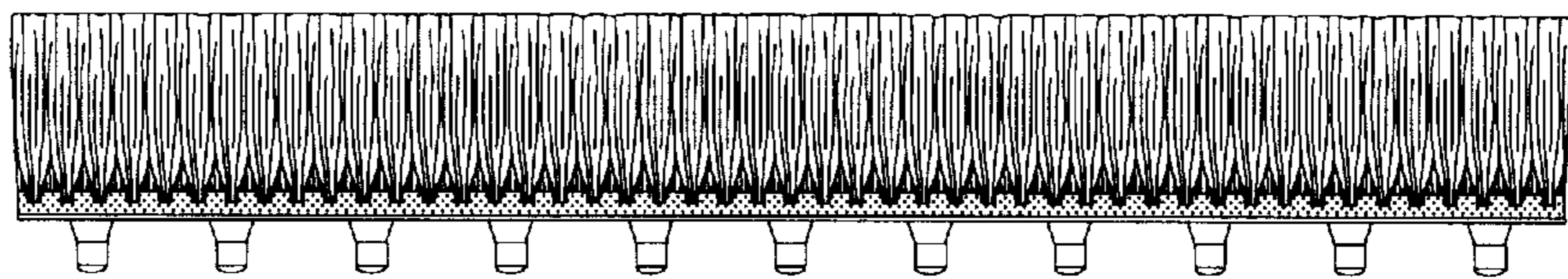
D. 173,875 1/1955 Mitchell ..... D6/583

**1 Claim, 2 Drawing Sheets**

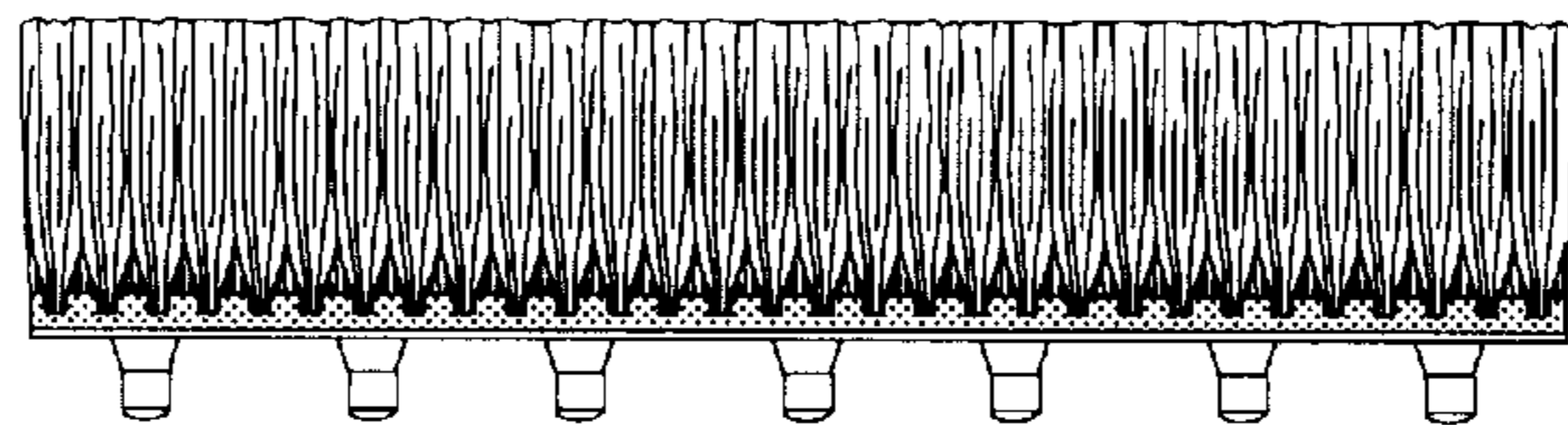




**FIG. 1**




**FIG. 2**



**FIG. 3**

**FIG. 4**



**FIG. 5**

