



US00D401092S

**United States Patent** [19]  
**Patel**

[11] **Patent Number: Des. 401,092**

[45] **Date of Patent: \*\*Nov. 17, 1998**

[54] **SHOWER CADDY**

D. 353,501 12/1994 Kral ..... D6/513  
D. 364,519 11/1995 Daughtry ..... D6/513

[75] Inventor: **Shailesh Patel**, Glenview, Ill.

*Primary Examiner*—Brian N. Vinson  
*Attorney, Agent, or Firm*—Rockey, Milnamow & Katz

[73] Assignee: **Selfix, Inc.**, Chicago, Ill.

[\*\*] Term: **14 Years**

[57] **CLAIM**

[21] Appl. No.: **64,337**

The ornamental design for a shower caddy, as shown and described.

[22] Filed: **Dec. 30, 1996**

**DESCRIPTION**

[51] **LOC (6) Cl.** ..... **07-07**

[52] **U.S. Cl.** ..... **D6/525**

[58] **Field of Search** ..... D6/524, 525, 512,  
D6/513, 514; 206/6.1, 349, 362.2, 823;  
211/10, 13, 70.6, 86, 87

FIG. 1 is a perspective view of a shower caddy, showing my new design, the hanging bracket shown in phantom lines not forming part of my design;  
FIG. 2 is a top plan view thereof;  
FIG. 3 is a left side elevational view thereof, the right side elevational view being a mirror image thereof;  
FIG. 4 is a front elevational view thereof;  
FIG. 5 is a bottom plan view thereof; and,  
FIG. 6 is a rear elevational view thereof.

[56] **References Cited**

**U.S. PATENT DOCUMENTS**

D. 308,925 7/1990 Laseca et al. .... D6/525  
D. 323,755 2/1992 Harney ..... D6/513

**1 Claim, 3 Drawing Sheets**

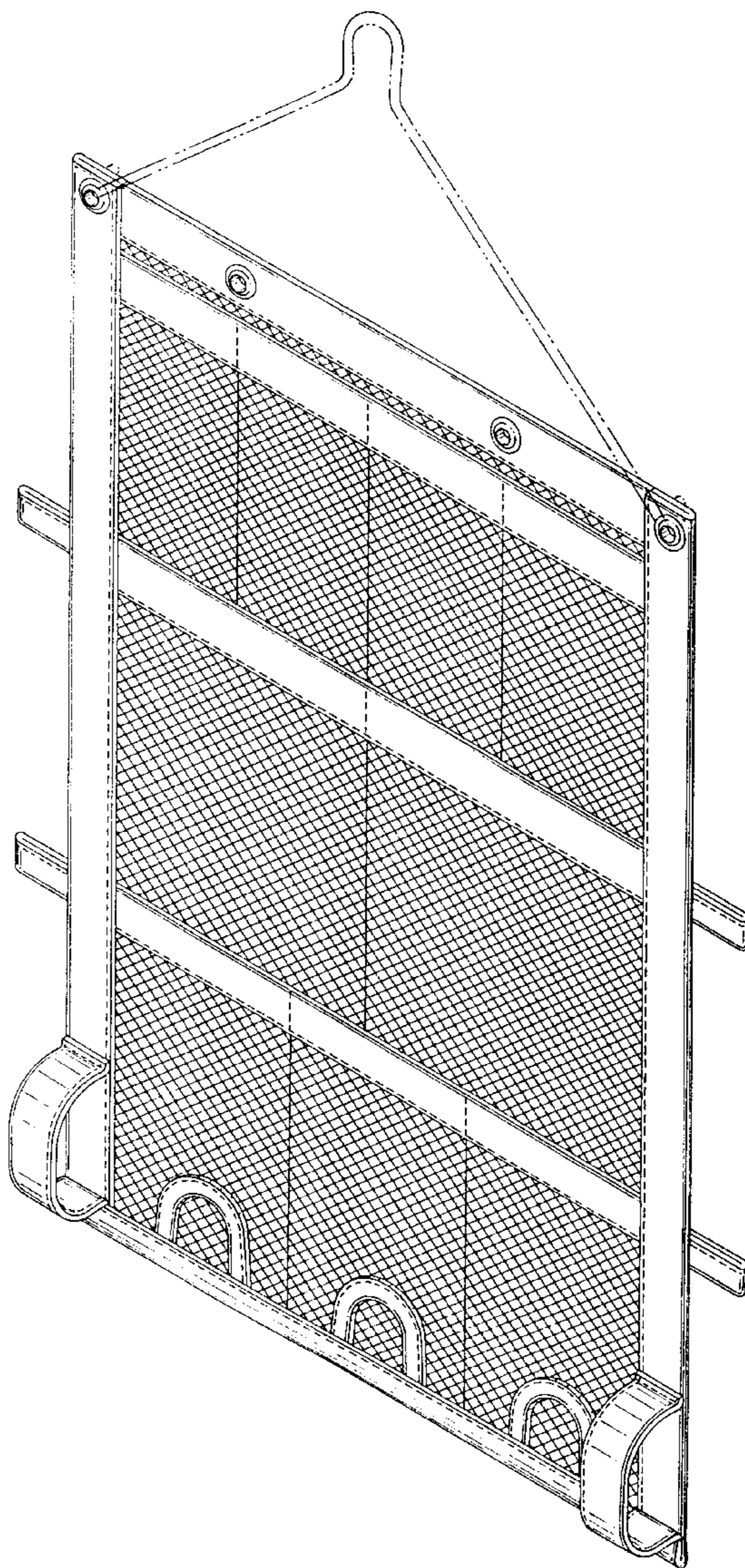


FIG. 1

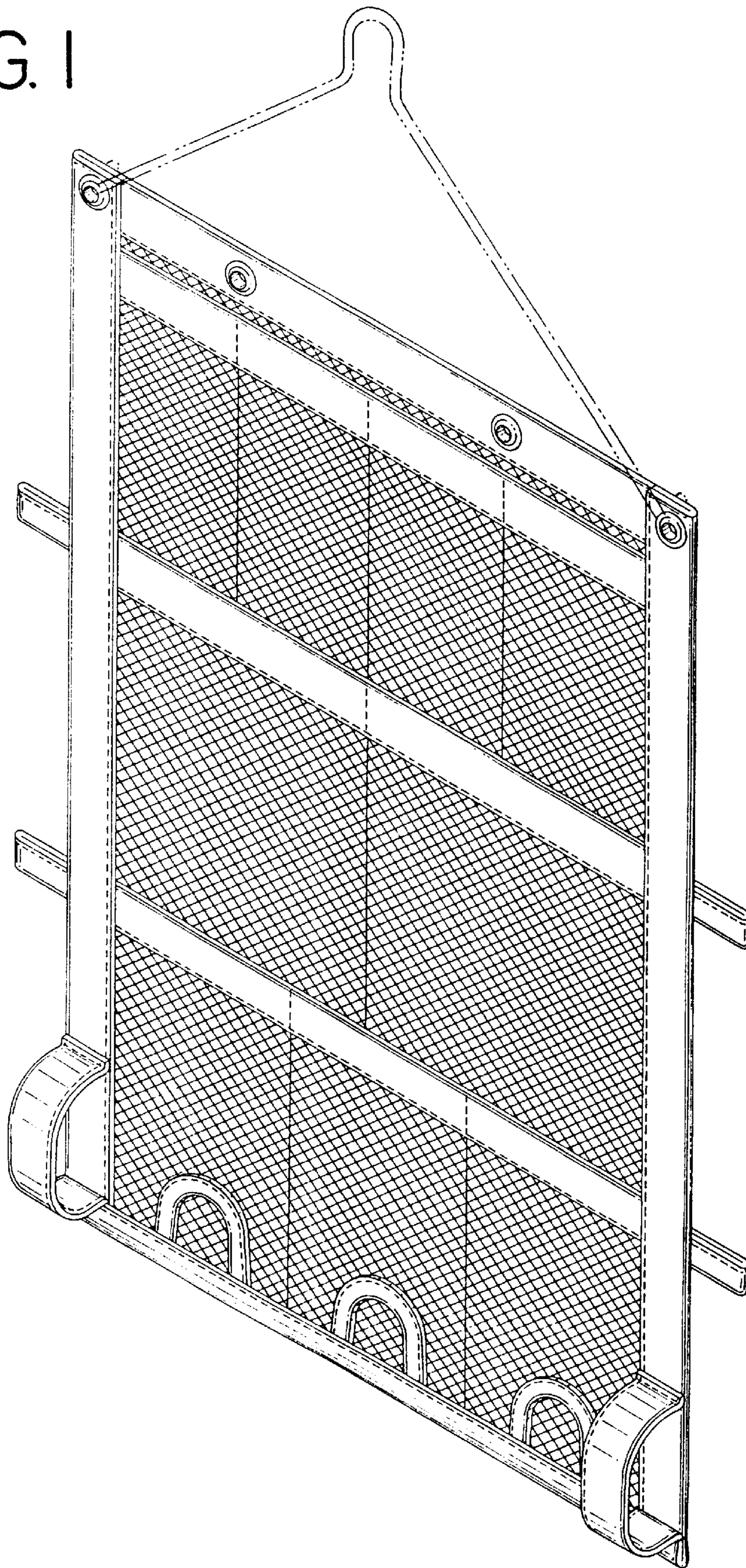


FIG. 2




FIG. 3

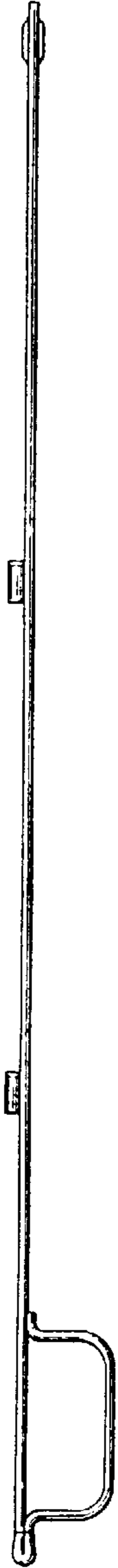


FIG. 4

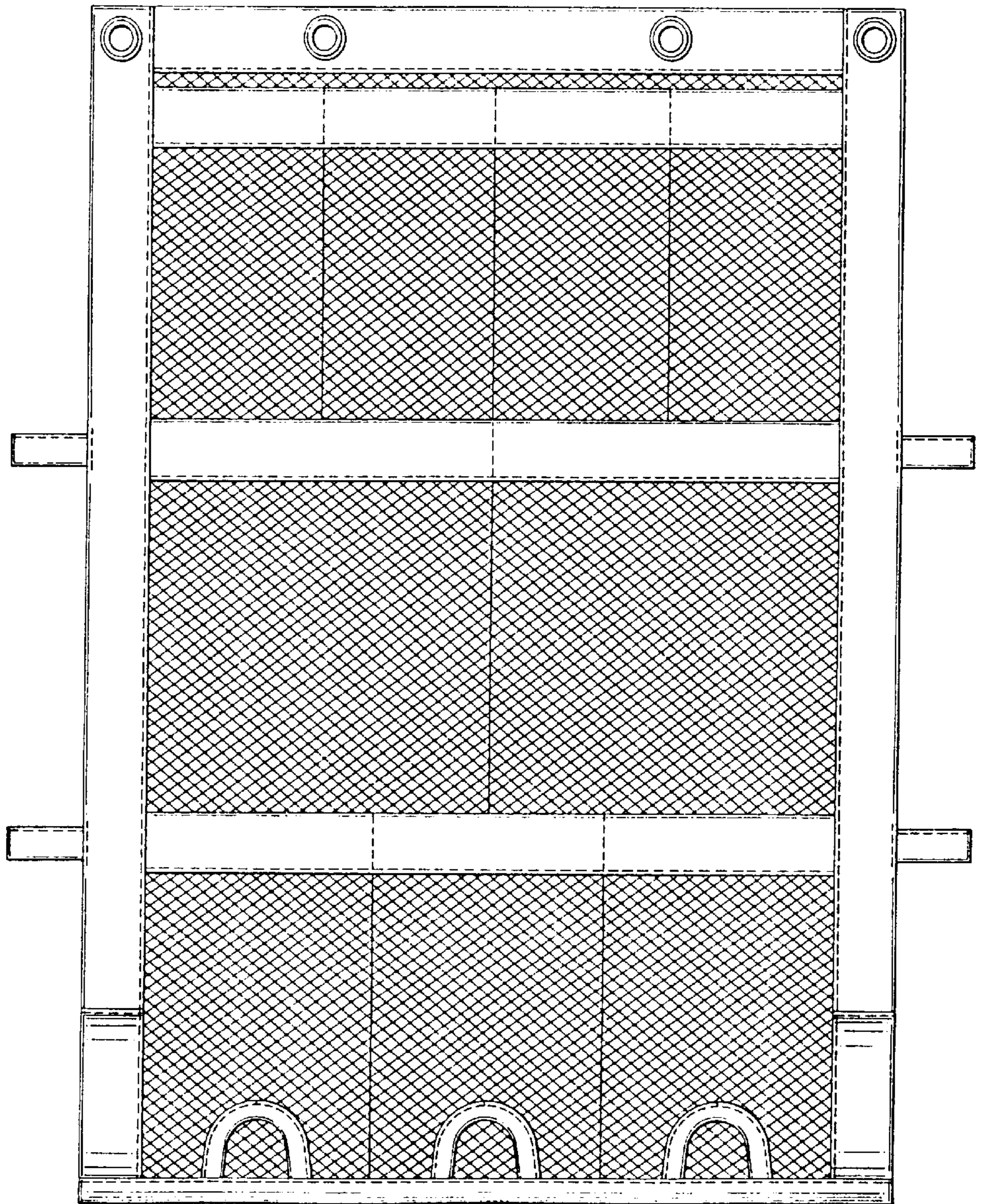


FIG. 5



FIG. 6

