



US00D401085S

United States Patent [19] Grant

[11] **Patent Number: Des. 401,085**

[45] **Date of Patent: **Nov. 17, 1998**

[54] **FILING CABINET**

[76] Inventor: **Tony Grant**, 7719 Compass Dr.,
Orlando, Fla. 32810

[**] Term: **14 Years**

[21] Appl. No.: **84,675**

[22] Filed: **Mar. 9, 1998**

[51] **LOC (6) Cl. 06-04**

[52] **U.S. Cl. D6/478**

[58] **Field of Search** D6/477-479, 436,
D6/407, 626, 627; 108/59, 91; 312/193,
183, 9.1, 9.9, 234.1, 234.4, 204; D3/313,
314; D19/59, 75, 90; 40/642.02, 657, 371;
211/50, 49.1, 10, 11; 206/449, 555, 307,
308.1, 387.15

[56] **References Cited**

U.S. PATENT DOCUMENTS

254,836	3/1882	Nauerth .	
D. 257,797	1/1981	Aprahamian	D6/629
D. 341,268	11/1993	Osborne	D6/407
431,621	7/1890	Rankin .	
780,015	1/1905	Van Deinse .	

809,741	1/1906	Payne	312/234.4
970,103	9/1910	Parrott	312/234.1
1,352,101	9/1920	Swales .	
1,634,699	7/1927	Upjohn	211/40 X
2,132,652	10/1938	Schmiedemann .	
2,470,758	5/1949	Bursett .	
3,012,348	12/1961	Smith .	
3,269,788	8/1966	Kneer .	
3,807,572	4/1974	Luvara et al. .	
4,993,558	2/1991	Assael	211/40

Primary Examiner—James Gandy
Assistant Examiner—Linda Brooks
Attorney, Agent, or Firm—William M. Hobby, III

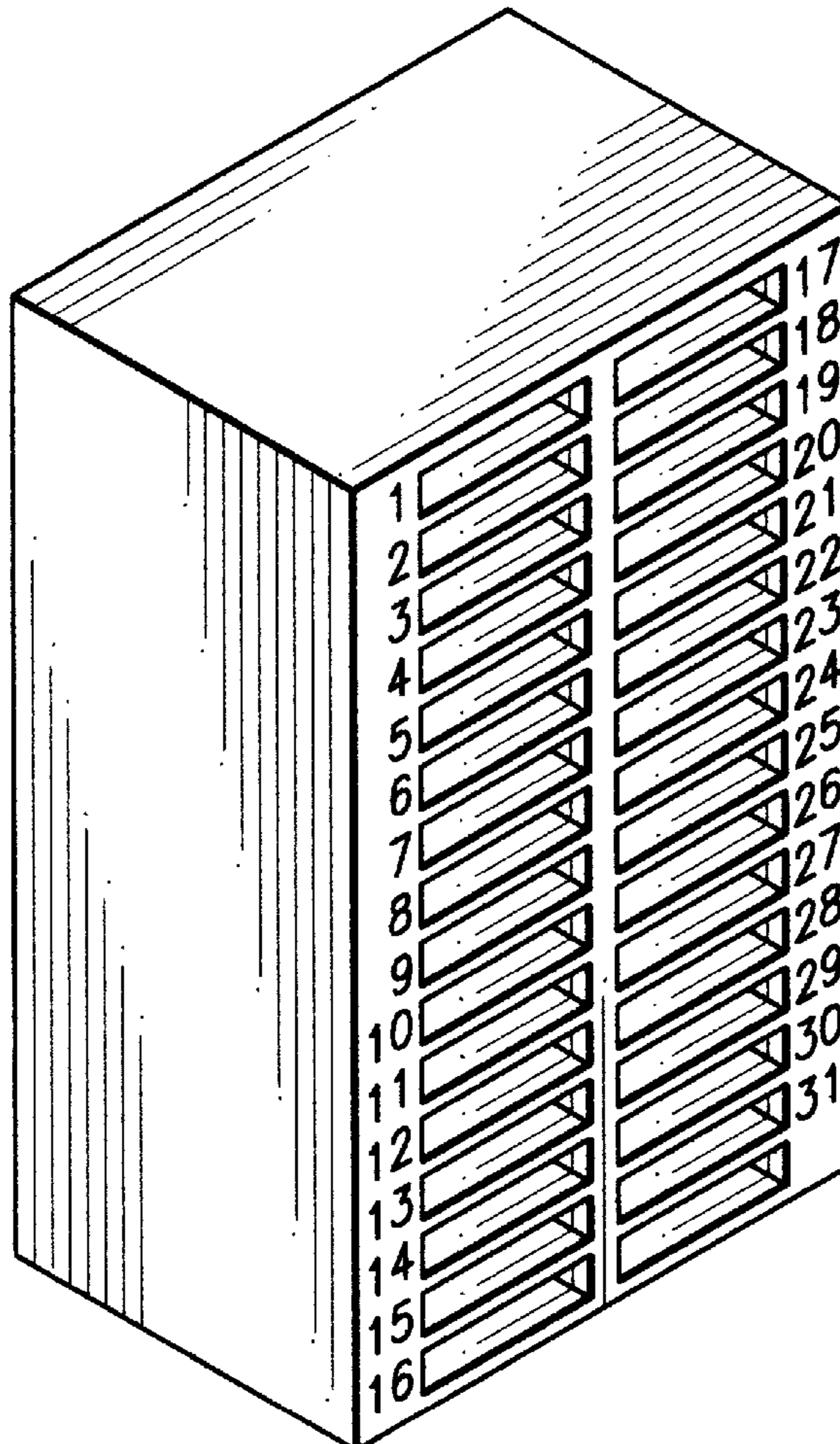
[57] CLAIM

The ornamental design for a filing cabinet, as shown and described.

DESCRIPTION

FIG. 1 is a front top left side perspective view of my new filing cabinet;
FIG. 2 is a front elevation;
FIG. 3 is a bottom elevation;
FIG. 4 is a rear elevation; and,
FIG. 5 is a right side elevation.

1 Claim, 1 Drawing Sheet



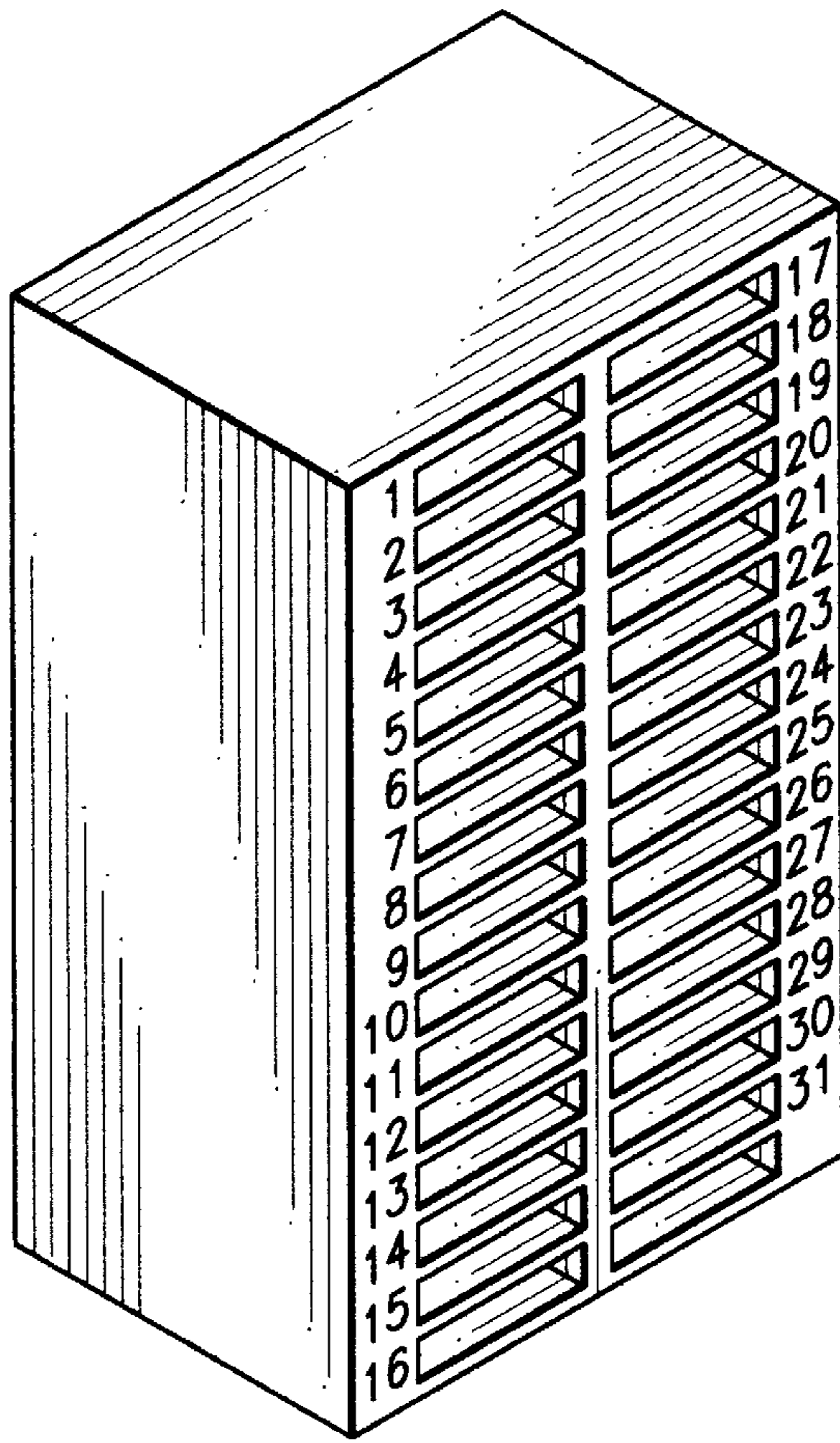


FIG. 1




FIG. 2




FIG. 3




FIG. 4

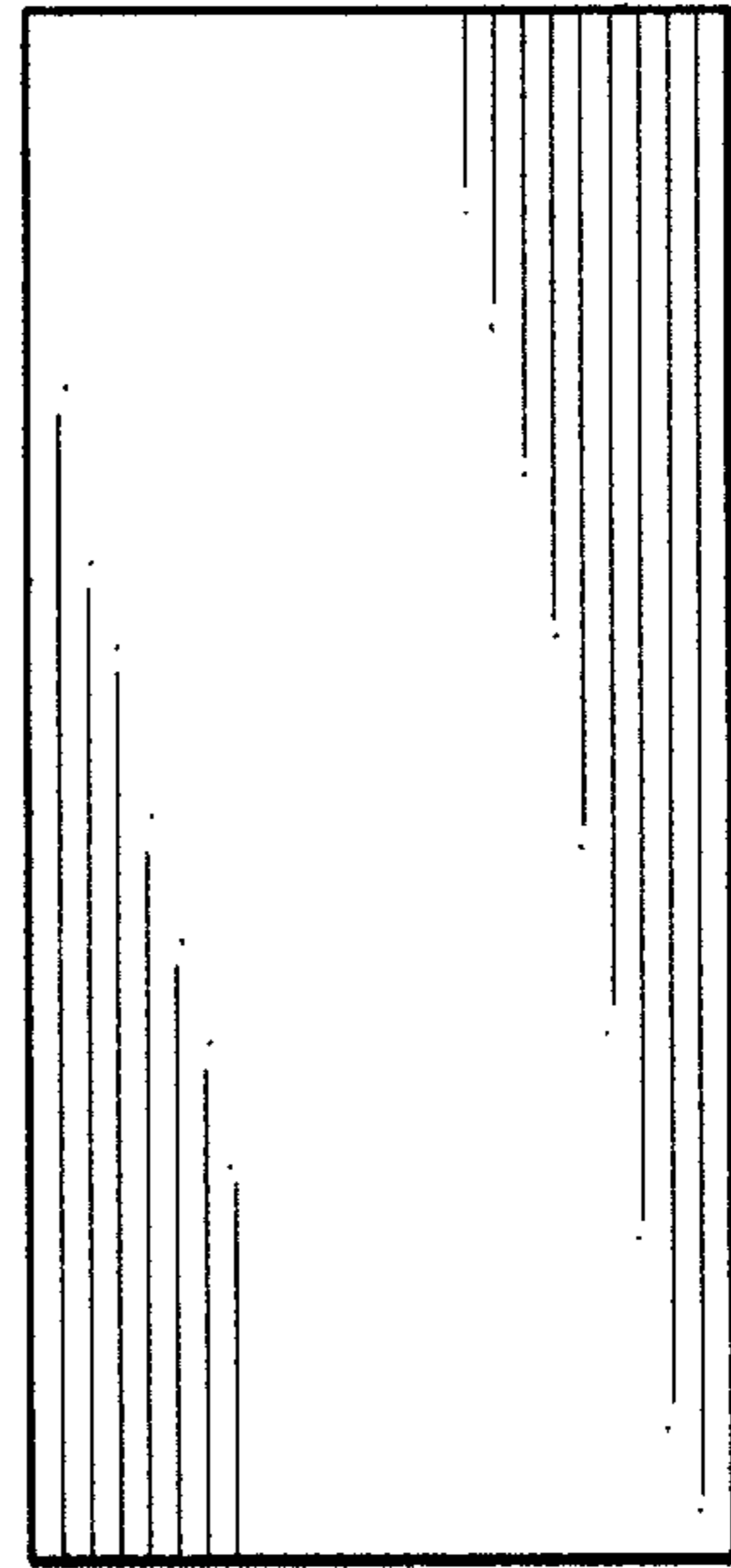


FIG. 5