

US00D401039S

United States Patent [19] Lupo

[11] Patent Number: Des. 401,039

[45] Date of Patent: **Nov. 17, 1998

[54] MIDSOLE OF A SHOE

[75] Inventor: Bo Lupo, Beaverton, Oreg.

[73] Assignee: Nike, Inc., Beaverton, Oreg.

[**] Term: 14 Years

[21] Appl. No.: 87,534

[22] Filed: May 1, 1998

[51] LOC (6) Cl. 02-99

[52] U.S. Cl. D2/947; D2/972

[58] Field of Search D2/896, 902, 906,
D2/907, 972, 973, 978, 947; 36/83, 113,
114, 45, 48, 50.1, 25 R

[56] References Cited

U.S. PATENT DOCUMENTS

D. 347,318	5/1994	Avar	D2/947 X
D. 378,011	2/1997	Lucas	D2/947
4,817,304	4/1989	Parker et al.	.	
5,048,203	9/1991	Kling	.	
5,343,639	9/1994	Kilgore et al.	.	

OTHER PUBLICATIONS

- "Nike Footwear Catalog," Fall 1991, published Dec. 1, 1990 (p. 8).
 "Nike Footwear Catalog," Spring 1993, published Jun. 1, 1992 (P. 80).
 "Nike Footwear Catalog," Holiday 1993, published Mar. 1, 1993 (pp. 4, 32).
 "Nike Footwear Catalog," Spring 1994, published Jun. 1, 1993 (pp. 38, 158).
 "Nike Footwear Catalog," Late Spring 1994, published Sep. 1, 1993 (p. 16).
 "Nike Footwear Catalog," Fall 1994, published Nov. 1, 1993 (pp. 96, 98).
 "Nike Footwear Catalog," Holiday 1994, published Mar. 1, 1994 (pp. 5, 50).
 "Nike Footwear Catalog," Fall 1995, published Nov. 1, 1994 (pp. 99, 102).
 "Nike Footwear Catalog," Holiday 1995, published Mar. 1, 1995 (pp. 9, 21, 27, 79).
 "Nike Footwear Catalog," Spring 1996, published Jun. 1, 1995 (pp. 9, 19, 129, 131).

"Nike Footwear Catalog," Fall 1996, published Dec. 1, 1995 (pp. 10, 111, 195).

"Nike Footwear Catalog," Spring 1997, published Jun. 1, 1996 (p. 127).

"Nike Footwear Catalog," Fall 1997, published Dec. 1, 1996 (p. 202).

"Nike Footwear Catalog," Holiday 1997, published Mar. 1, 1997 (pp. 9, 61, 151, 188, 204).

Primary Examiner—Dominic Simone
Attorney, Agent, or Firm—Trask, Britt, Rossa

[57] CLAIM

The ornamental design for a midsole of a shoe, as shown and described.

DESCRIPTION

FIG. 1 is a side elevational view of one side of a shoe midsole showing my new design;

FIG. 2 is a side elevational view of the shoe midsole shown in FIG. 1;

FIG. 3 is a front elevational view of the midsole shown in FIG. 1;

FIG. 4 is a rear elevational view of the midsole shown in FIG. 1;

FIG. 5 is a cross-sectional view taken along the line 5—5 of FIG. 2;

FIG. 6 is a cross-sectional view taken along the line 6—6 of FIG. 2;

FIG. 7 is a cross-sectional view taken along the line 7—7 of FIG. 1;

FIG. 8 is a cross-sectional view taken along the line 8—8 of FIG. 2;

FIG. 9 is a cross-sectional view taken along the line 9—9 of FIG. 2;

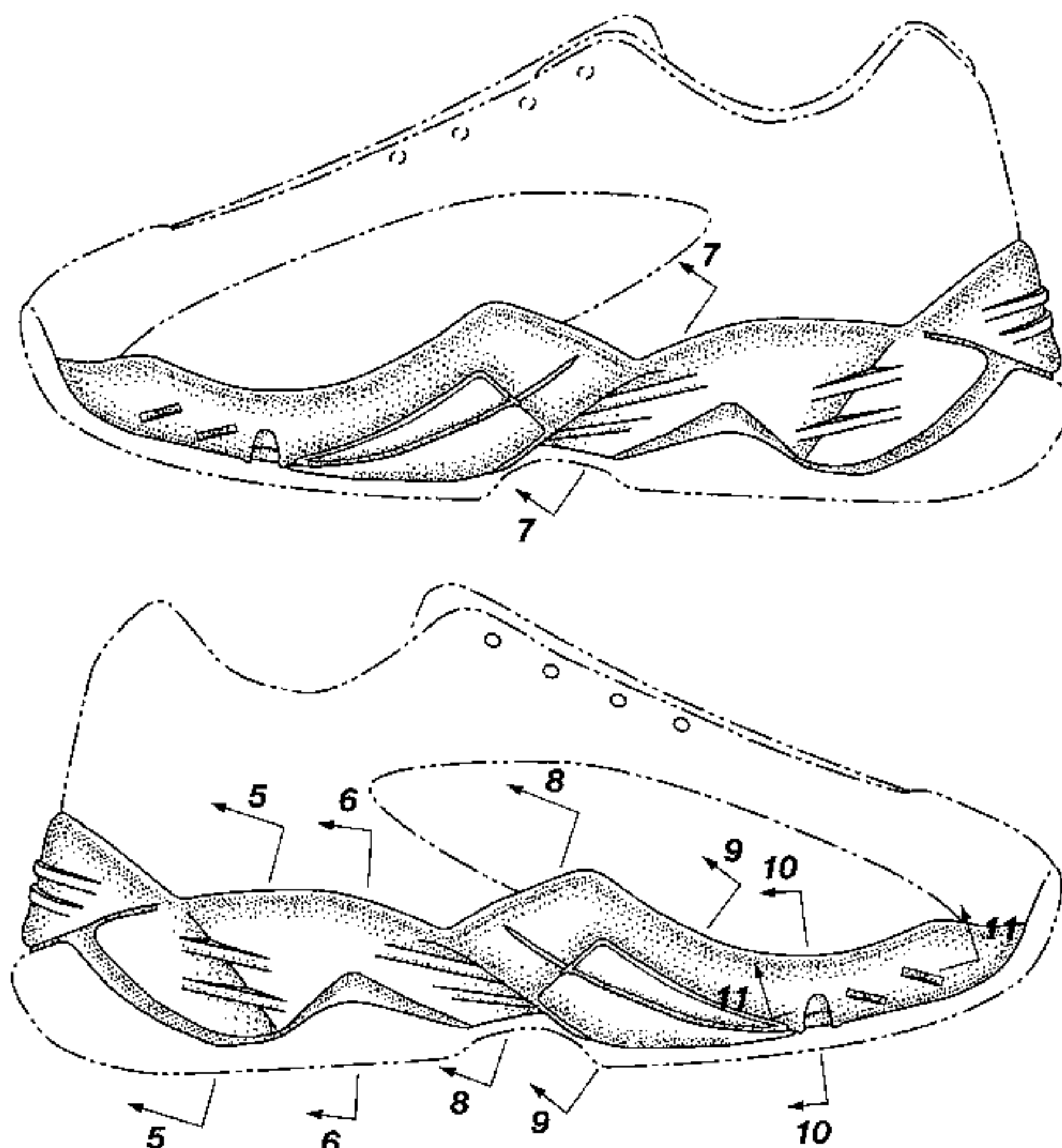
FIG. 10 is a cross-sectional view taken along the line 10—10 of FIG. 2;

FIG. 11 is a cross-sectional view taken along the line 11—11 of FIG. 2; and,

FIG. 12 is a cross-sectional view taken along the line 12—12 of FIG. 4.

The phantom line showing of a shoe outsole and the shoe upper shown in FIGS. 1—4 is for illustrative purposes only and forms no part of the claimed design.

1 Claim, 2 Drawing Sheets



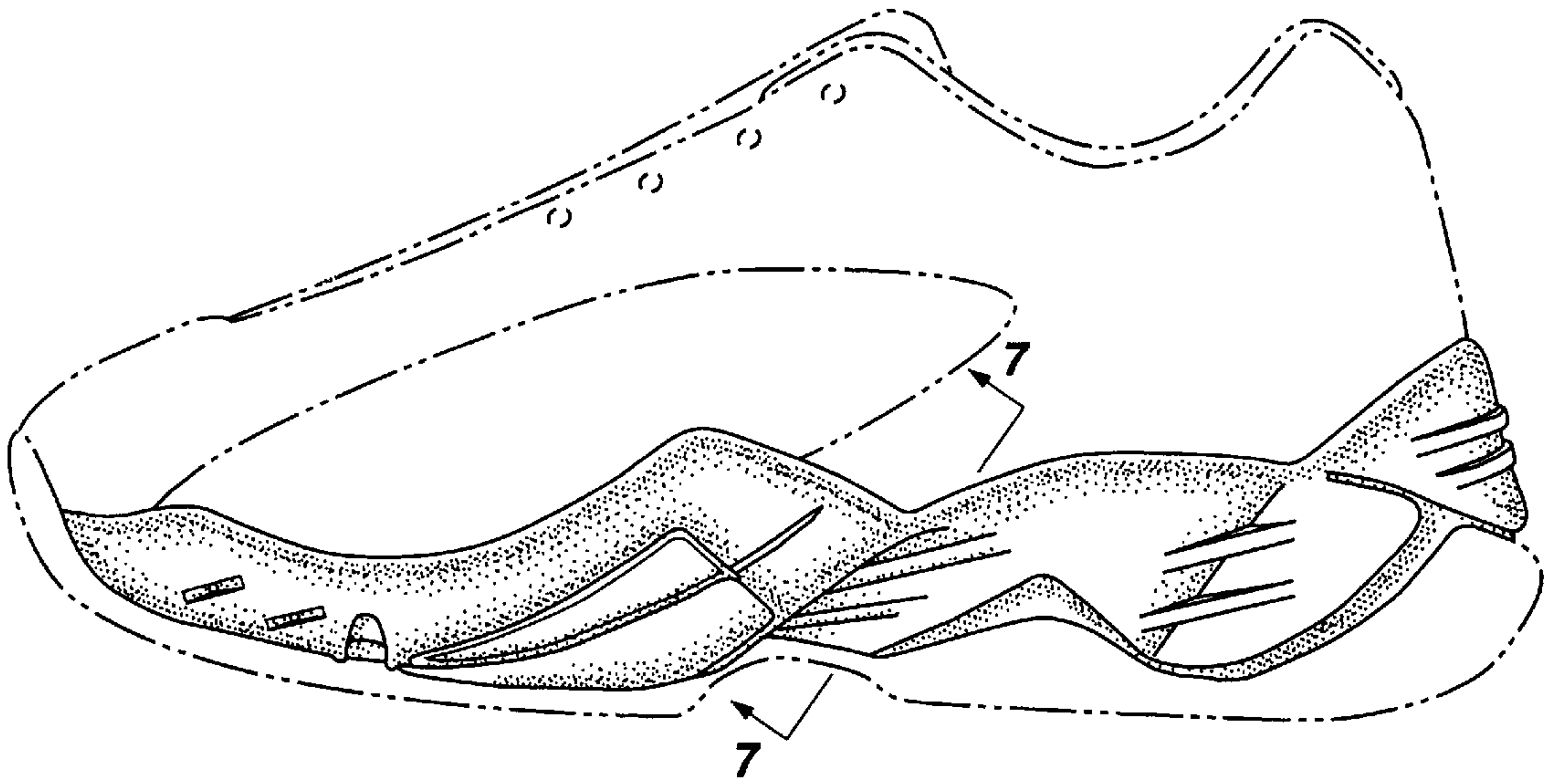


Fig. 1

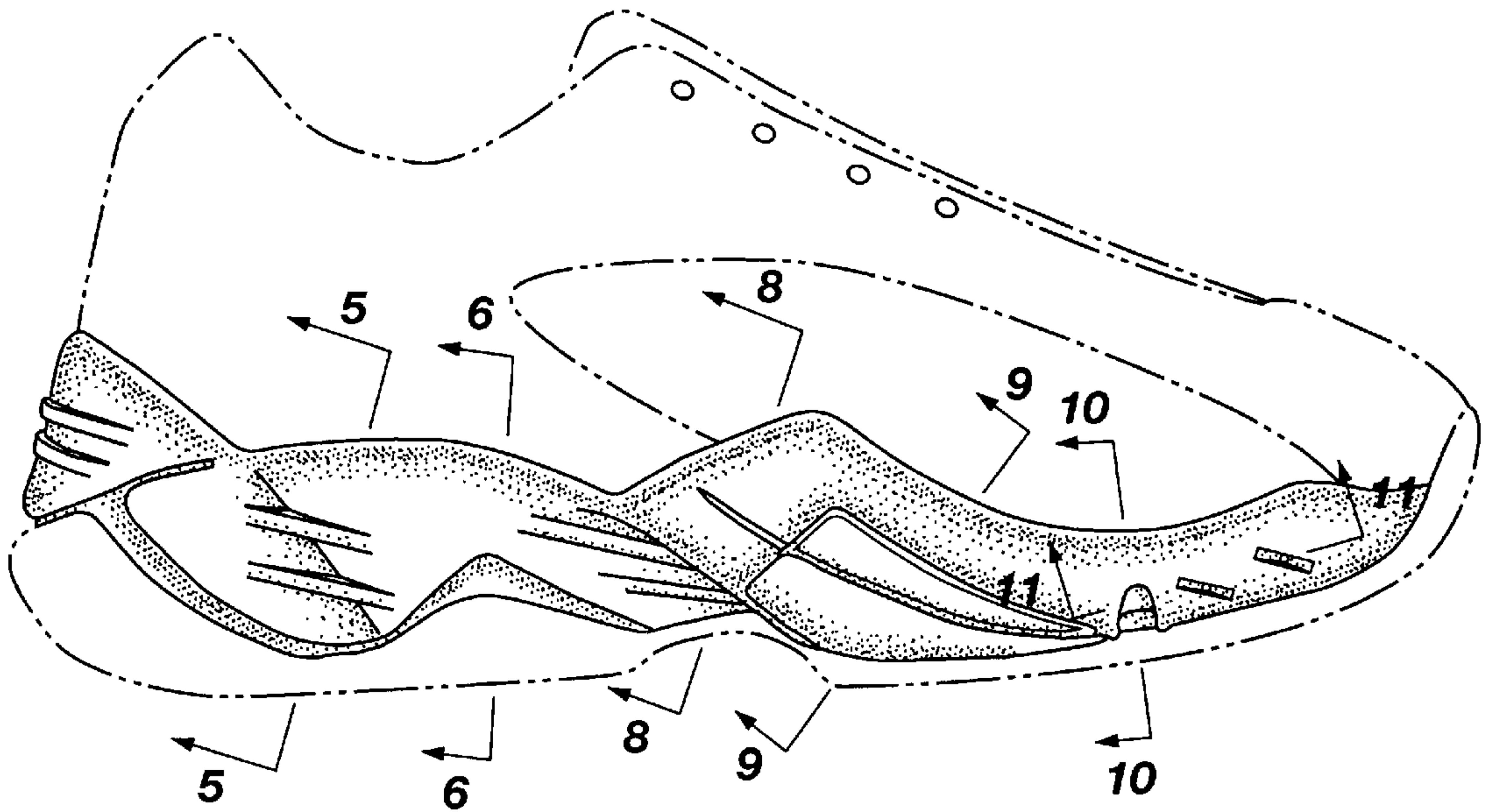


Fig. 2

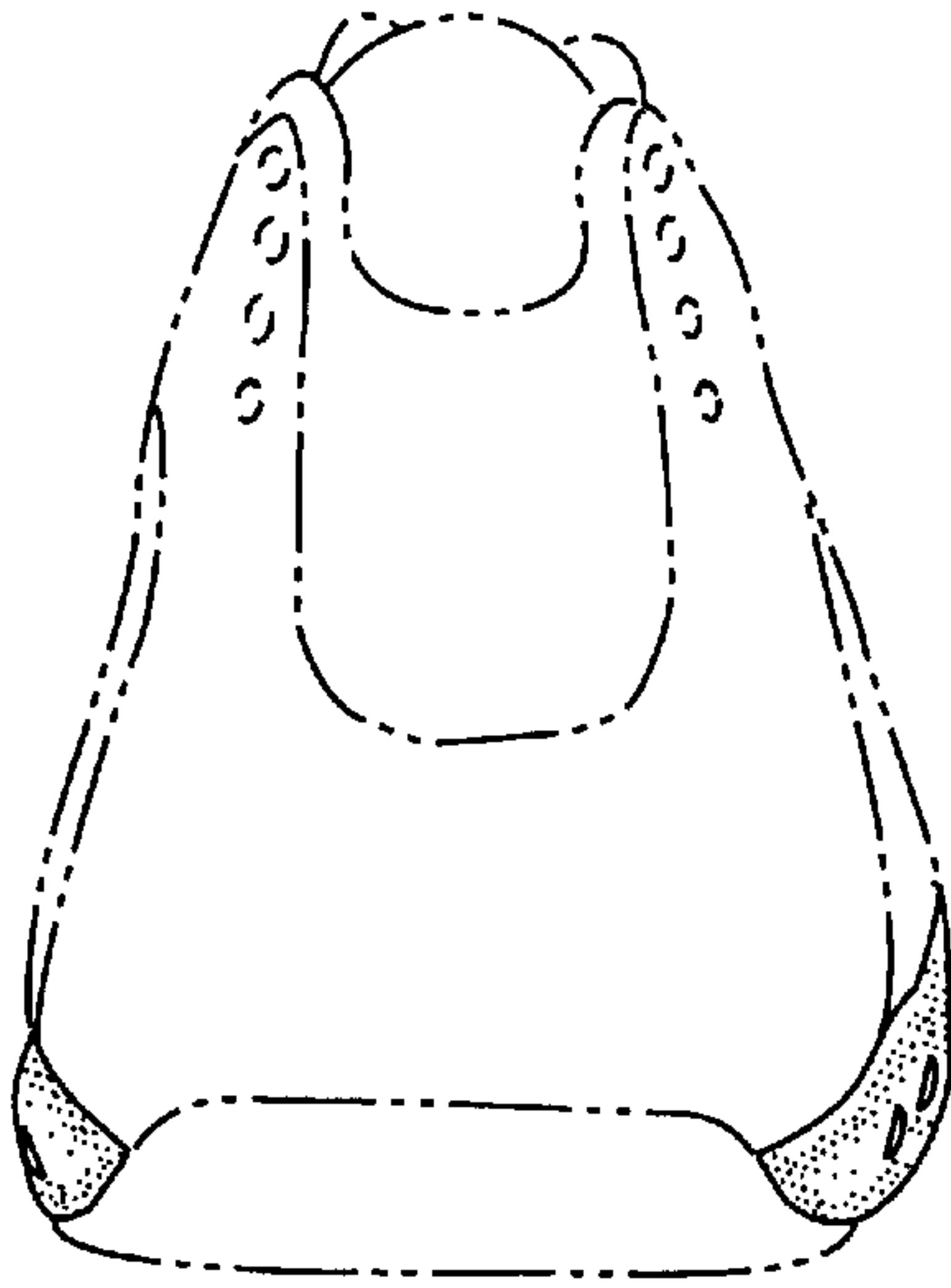


Fig. 3

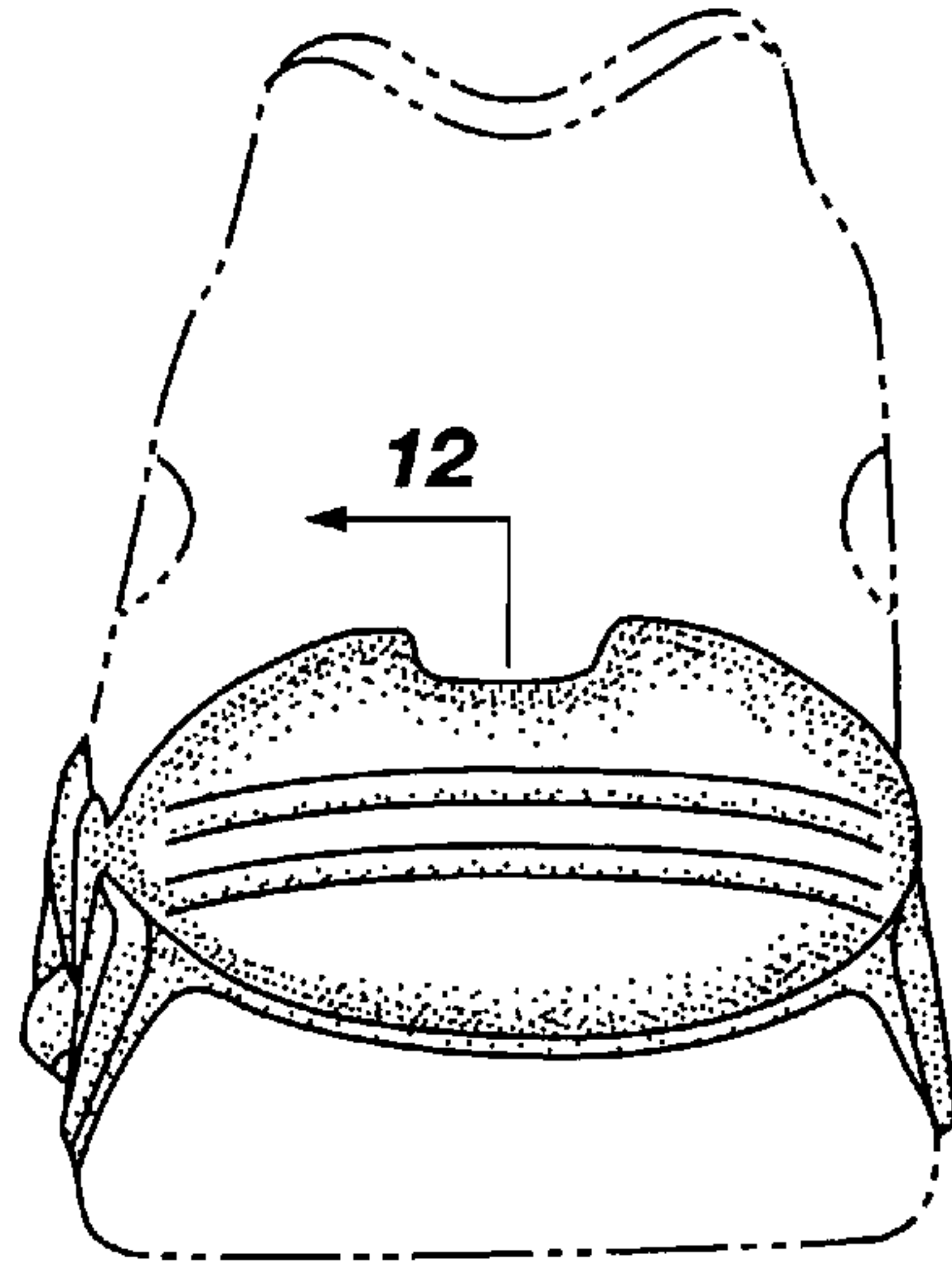


Fig. 4



Fig. 5



Fig. 6



Fig. 7



Fig. 8



Fig. 9



Fig. 10



Fig. 11



Fig. 12