

US00D401037S

United States Patent [19]

Meibock et al.

[11] Patent Number: **Des. 401,037**

[45] Date of Patent: ****Nov. 17, 1998**

[54] IN-LINE ROLLER SKATE UPPER SHOE

[75] Inventors: **Antonin A. Meibock**, Cleveland, Ohio;
John E. Svensson, Seattle, Wash.

[73] Assignee: **K-2 Corporation**, Vashon, Wash.

[**] Term: **14 Years**

[21] Appl. No.: **61,360**

[22] Filed: **Oct. 22, 1996**

Related U.S. Application Data

[60] Division of Ser. No. 17,766, Jan. 21, 1994, abandoned, and a continuation-in-part of Ser. No. 94,576, Jul. 19, 1993, Pat. No. 5,437,466, Ser. No. 100,745, Aug. 2, 1993, abandoned, and Ser. No. 120,629, Sep. 13, 1993, Pat. No. 5,452,907.

[51] **LOC (6) Cl.** **02-04**

[52] **U.S. Cl.** **D2/904**

[58] **Field of Search** D2/904, 970, 946;
280/11.22, 11.26, 11.3, 11.27, 11.28, 11.32,
11.31

[56] References Cited

U.S. PATENT DOCUMENTS

- D. 277,401 1/1985 Bourque .
- D. 315,941 4/1991 Olson et al. D21/226
- D. 321,393 11/1991 Olson et al. D21/226
- D. 327,360 6/1992 Graham D2/226
- D. 327,565 7/1992 Graham D2/275
- D. 334,225 3/1993 Graham D21/226
- D. 347,672 6/1994 Arney et al. .
- D. 355,523 2/1995 Losi, II .
- D. 359,095 6/1995 John .
- 3,843,146 10/1974 Hiraki .
- 4,351,537 9/1982 Seidel .
- 4,654,985 4/1987 Chalmers .
- 4,811,498 3/1989 Barret .
- 5,092,614 3/1992 Malewicz .

(List continued on next page.)

FOREIGN PATENT DOCUMENTS

- 0 596 281 A1 5/1994 European Pat. Off. .
- 2 668 072 4/1992 France .
- 8807537 9/1988 Germany .

OTHER PUBLICATIONS

Artex, "Artex Cross-Country System," *ATX 67*.
Alpina, "Cross Country Ski Boots 90/91," *Racing NNN 580*.

Primary Examiner—Louis S. Zarifas
Assistant Examiner—Eric Watterson
Attorney, Agent, or Firm—Christensen O'Connor; Johnson & Kindness PLLC

[57] CLAIM

The ornamental design for an in-line roller skate upper shoe, as shown and described.

DESCRIPTION

FIG. 1 is a left side elevational view of a first embodiment of the in-line roller skate upper shoe in accordance with our new design;

FIG. 2 is a left side elevational view of the first embodiment;

FIG. 3 is a right side elevational view of the first embodiment;

FIG. 4 is a rear side elevational view of the first embodiment;

FIG. 5 is a front elevational view of the first embodiment;

FIG. 6 is a bottom plan view of the first embodiment;

FIG. 7 is a top plan view of the first embodiment;

FIG. 8 is a left side elevational view of a second embodiment of the in-line roller skate upper shoe in accordance with our new design;

FIG. 9 is a left side elevational view of the second embodiment;

FIG. 10 is a right side elevational view of the second embodiment;

FIG. 11 is a rear elevational view of the second embodiment;

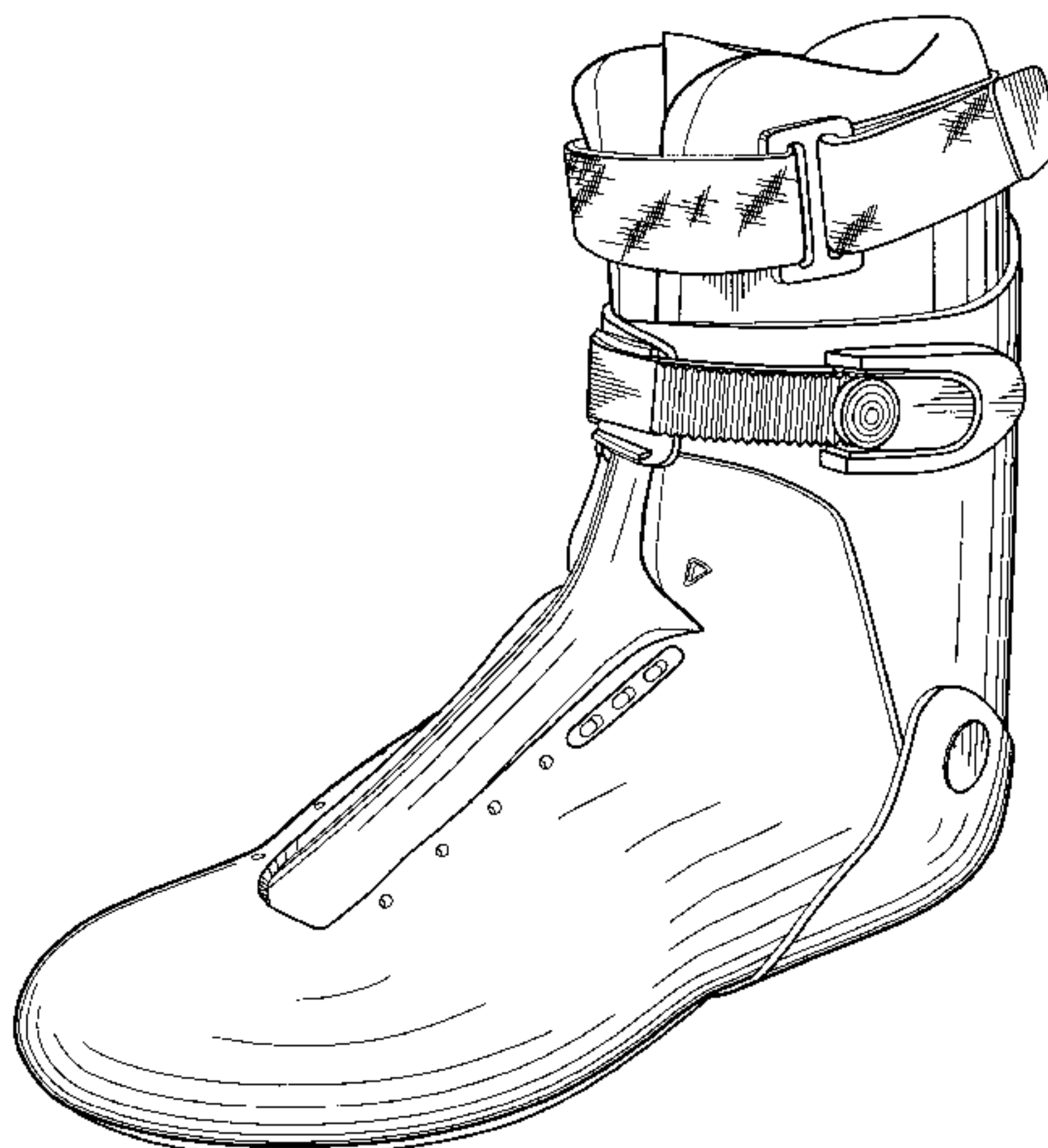
FIG. 12 is a front elevational view of the second embodiment;

FIG. 13 is a bottom plan view of the second embodiment; and,

FIG. 14 is a top plan view of the second embodiment.

The broken line showing of the skate wheels are for illustrative purposes only and forms no part of the claimed design.

1 Claim, 6 Drawing Sheets



Des. 401,037

Page 2

U.S. PATENT DOCUMENTS

			5,331,752	7/1994	Johnson et al. .
			5,380,020	1/1995	Arney et al. .
5,171,033	12/1992	Olson et al. .	5,397,141	3/1995	Hoshizaki et al. .
5,177,884	1/1993	Rullier .	5,408,763	4/1995	Sartor et al. .

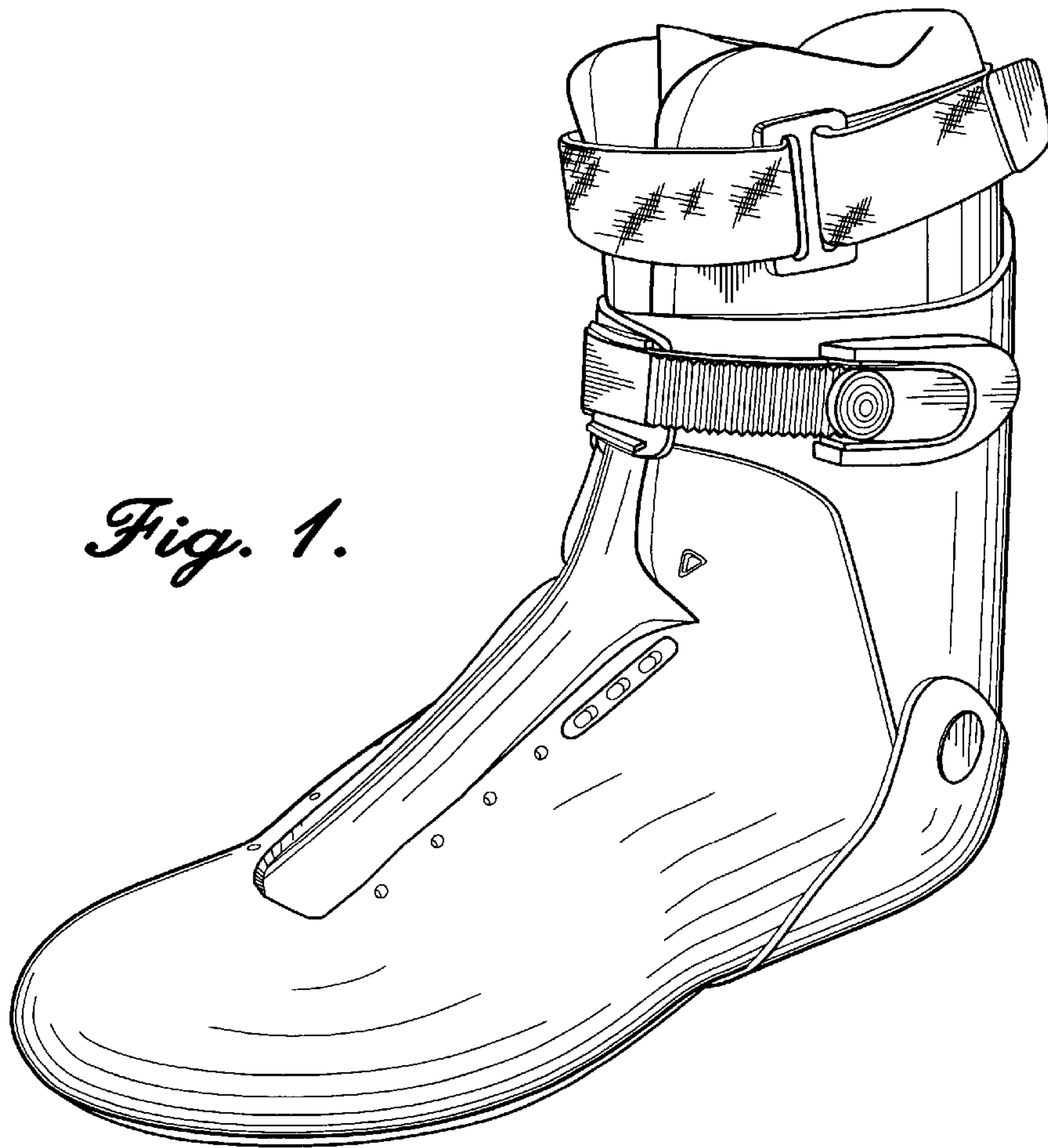


Fig. 1.




Fig. 2.





Fig. 4.

Fig. 5.

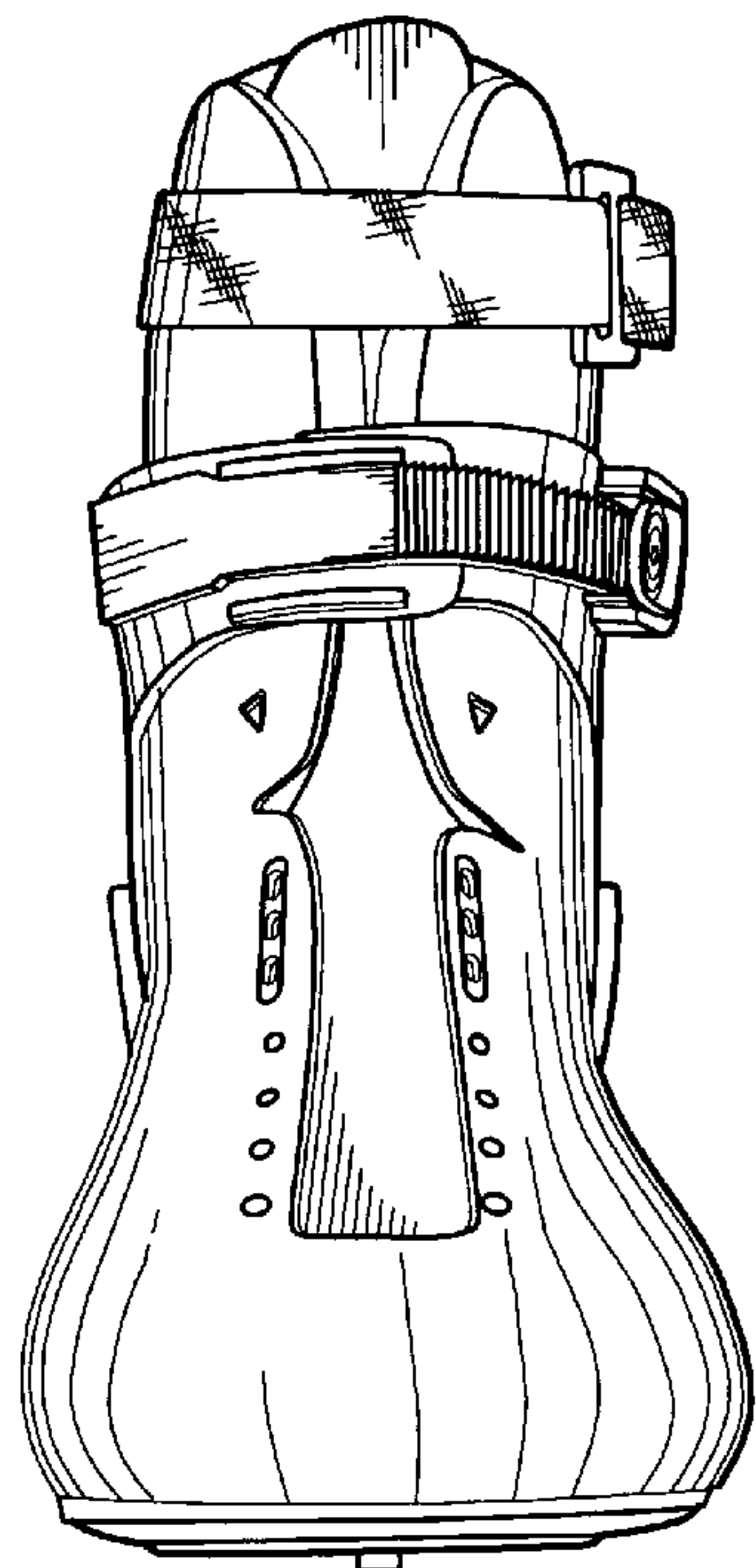


Fig. 7.

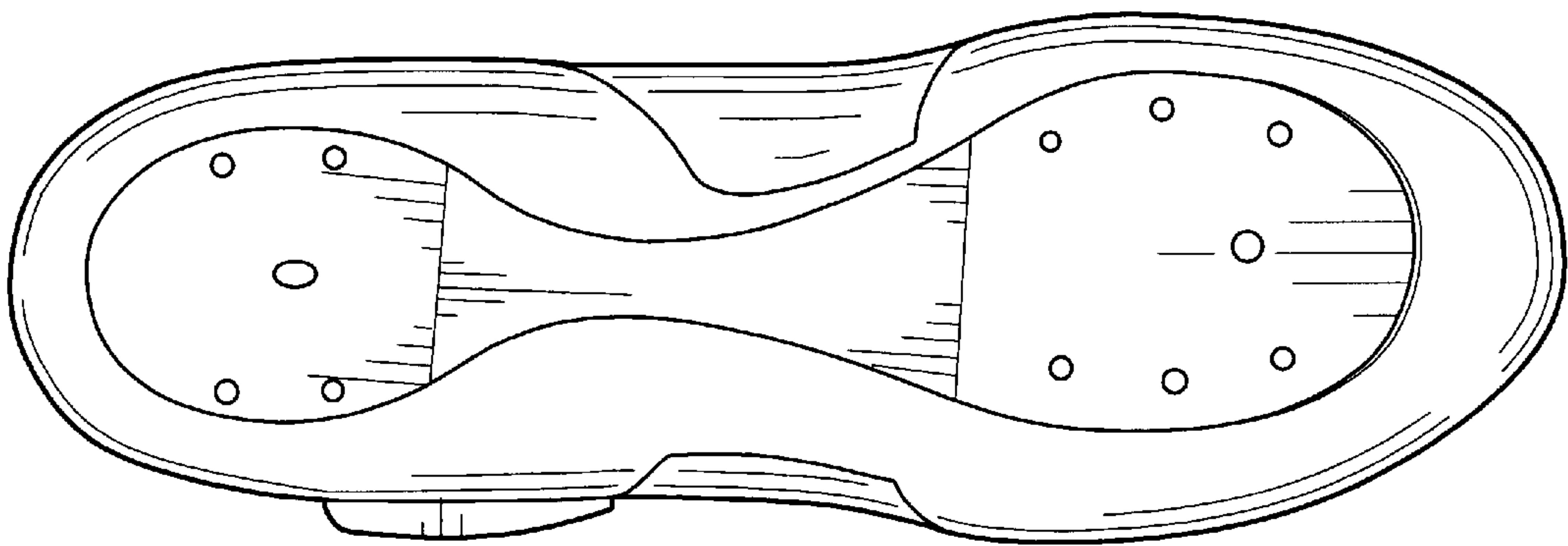
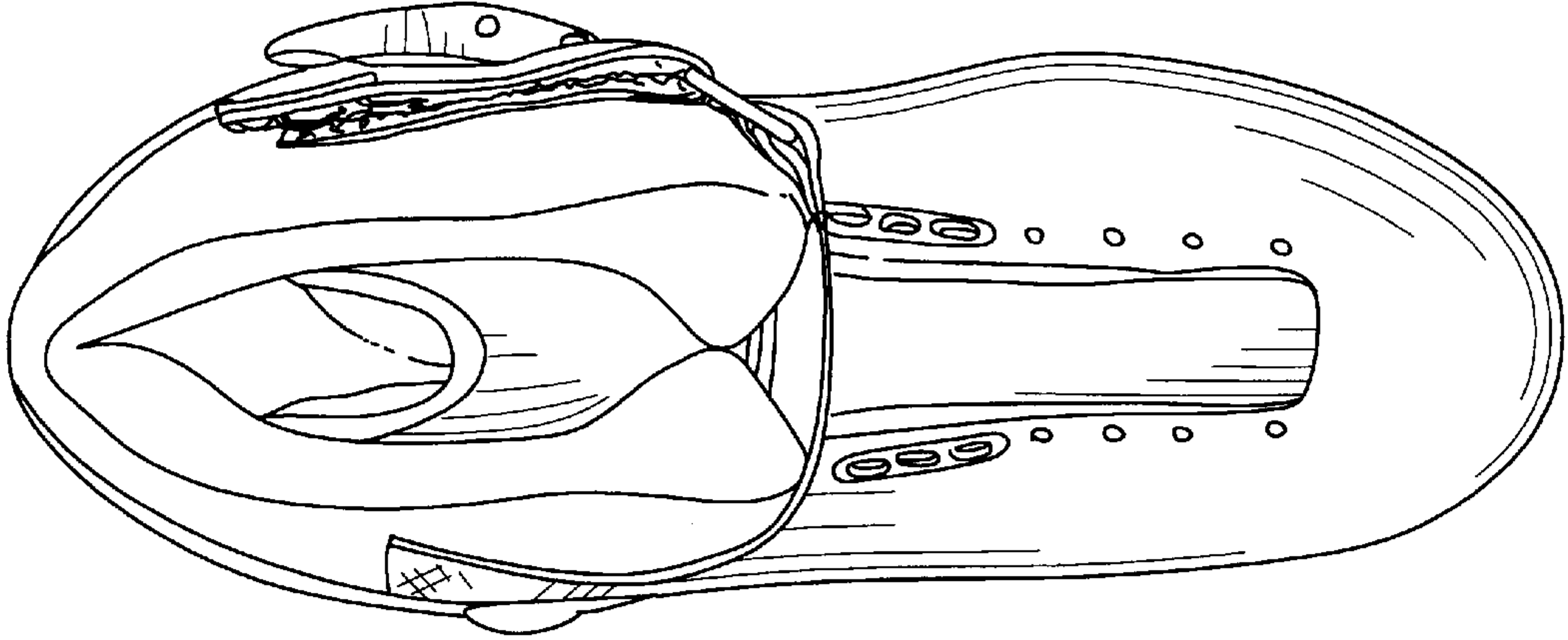


Fig. 6.

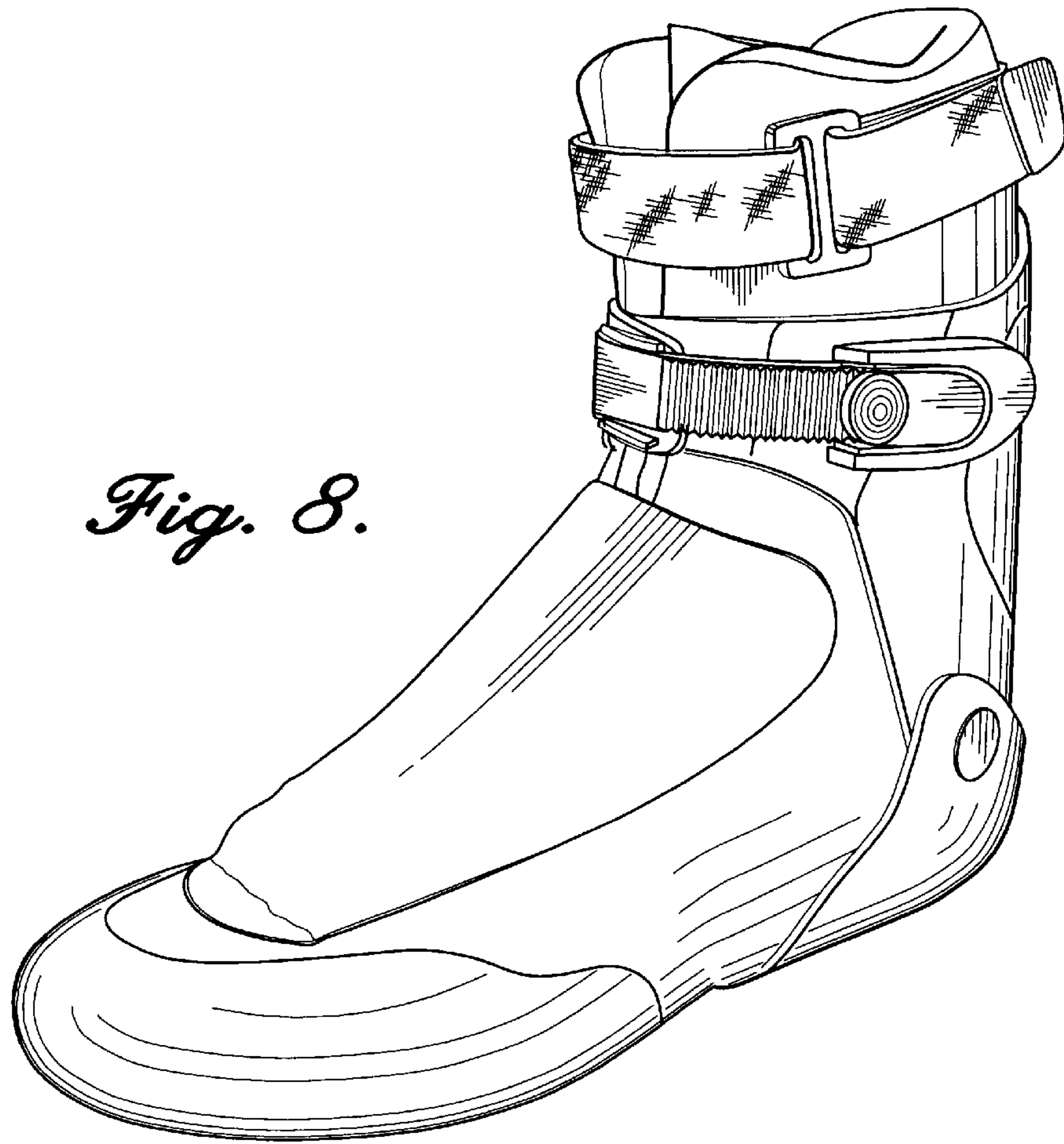


Fig. 8.




Fig. 9.




Fig. 10.

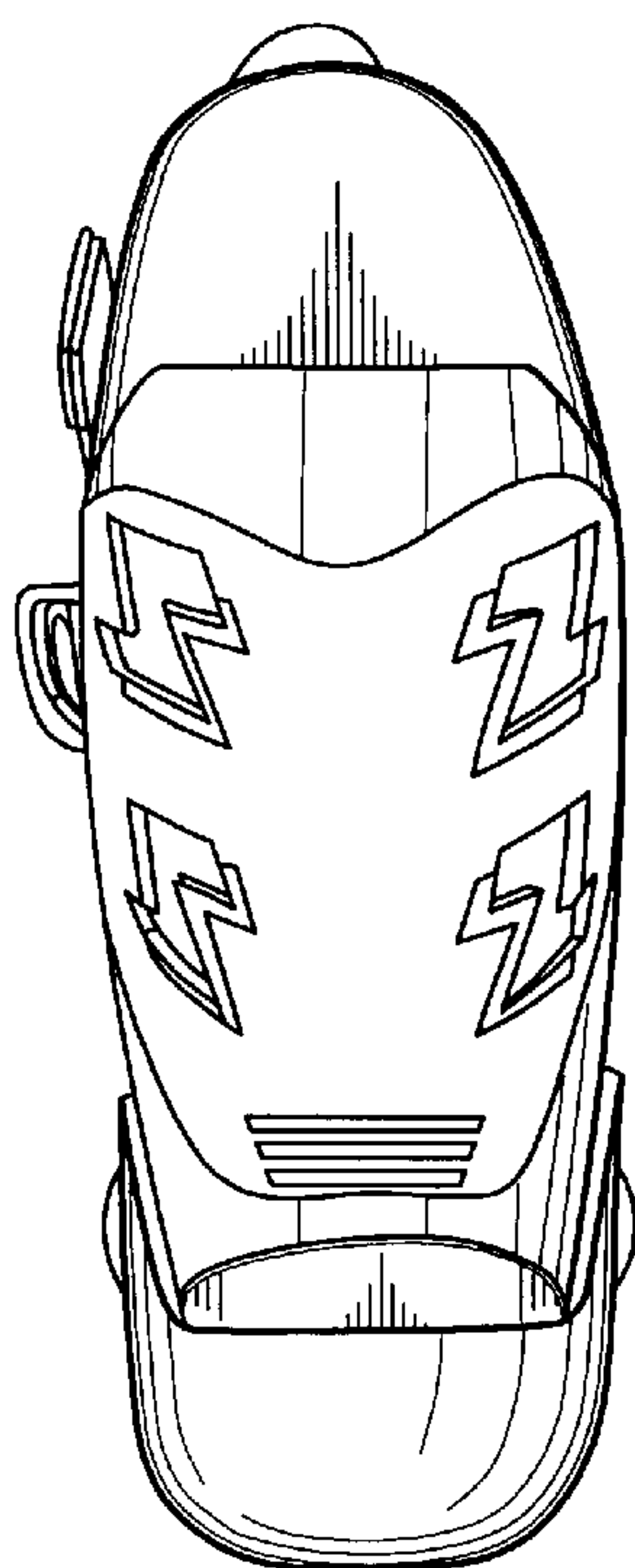


Fig. 11.

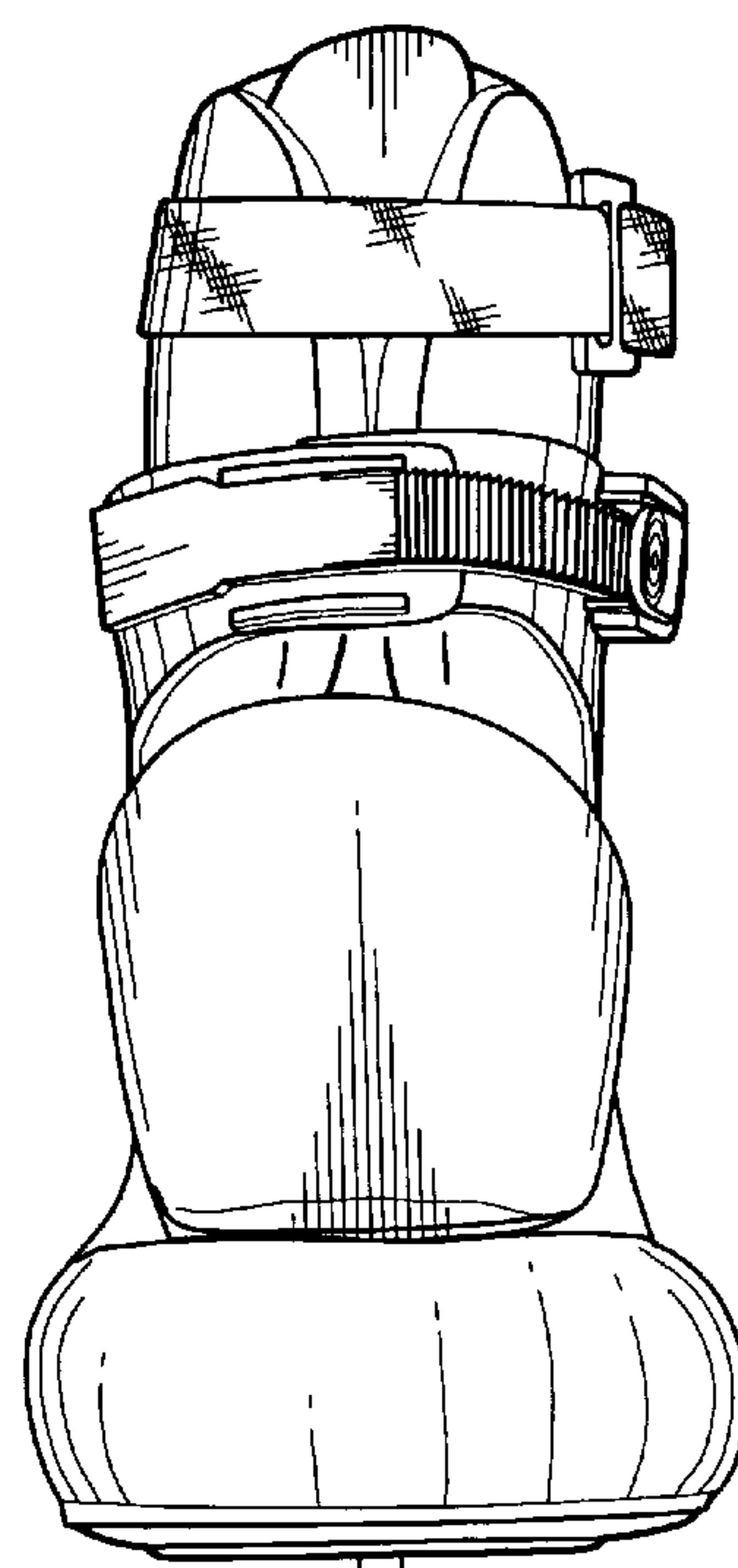


Fig. 12.

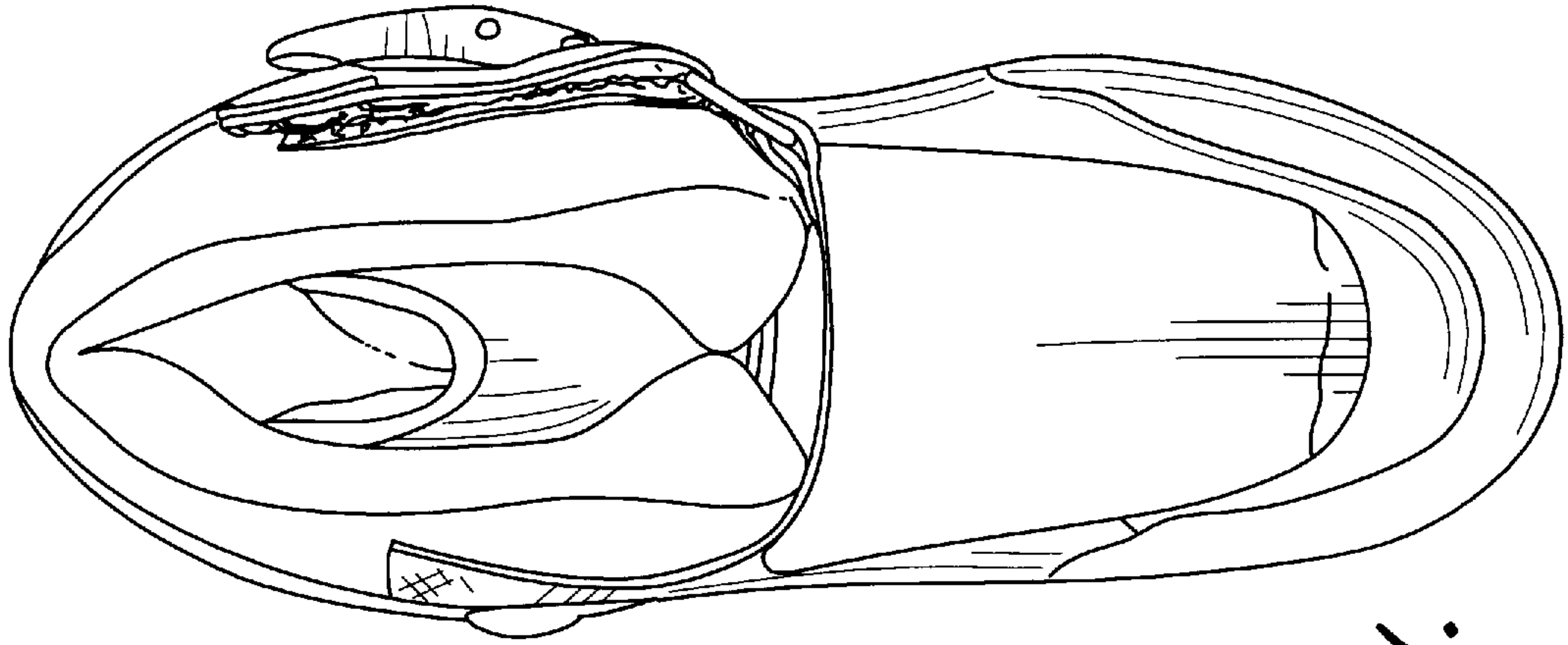


Fig. 13.

Fig. 14.

