



US00D401024S

United States Patent [19]
Seymour

[11] **Patent Number: Des. 401,024**

[45] **Date of Patent: **Nov. 10, 1998**

[54] **COMPARTMENTED LAUNDRY BASKET**

[57] **CLAIM**

[76] Inventor: **Yavone R Seymour**, 17756 Lexington Dr., Lawrenceburg, Ind. 47025

The ornamental design for a compartmented laundry basket, as shown.

[**] Term: **14 Years**

DESCRIPTION

[21] Appl. No.: **80,526**

FIG. 1 is a front elevational view of the compartmented laundry basket of the present invention;

[22] Filed: **Dec. 11, 1997**

FIG. 2 is a back elevational view of the compartmented laundry basket of FIG. 1;

[51] **LOC (6) Cl.** **07-07**

FIG. 3 is a right side elevational view of the compartmented laundry basket of FIG. 1;

[52] **U.S. Cl.** **D32/37; D3/304**

FIG. 4 is a left side elevational view of the compartmented laundry basket of FIG. 1;

[58] **Field of Search** **D32/36, 37; D3/304, D3/306, 313; 220/908, 909**

FIG. 5 is a top plan view of the compartmented laundry basket of FIG. 1;

[56] **References Cited**

U.S. PATENT DOCUMENTS

- D. 326,550 5/1992 Waterman D34/304
- D. 392,431 3/1998 Schallern D32/37
- D. 392,782 3/1998 McLain D32/37

FIG. 6 is a bottom plan view of the compartmented laundry basket of FIG. 1; and,

FIG. 7 is a cross sectional view along line 7—7 of FIG. 5 of the compartmented laundry basket of FIG. 1.

Primary Examiner—Alan P. Douglas
Assistant Examiner—Robin V. Taylor

1 Claim, 3 Drawing Sheets




FIG. 1




FIG. 2




FIG. 3




FIG. 4




FIG. 5




FIG. 6




FIG. 7

